

# PIMCO Private Diversified Lending Fund (“PDLF”)

The Private Diversified Lending Fund (“PDLF” or the “Fund”) is a multi-sector private credit fund that focuses on asset-backed finance and leverages PIMCO’s position as a global fixed income leader with deep credit expertise. It seeks to provide attractive income-driven returns by investing in performing private credit assets, which complement corporate direct lending.

**\$1.03B**  
Fund Size

**9.3%**  
Yield to Maturity<sup>1</sup>

**8%**  
Income Distribution<sup>2</sup>

**151 deals**  
Private Assets

**62% | 38%**  
Fixed vs. Floating<sup>3</sup>

## PDLF Master Fund (Class C) Returns<sup>4</sup>

	MTD	QTD	YTD	1 Year	2 Year	3 Year*	S.I.**
<b>AUD Net</b>	-0.79%	0.76%	0.76%	6.02%	7.41%	7.76%	3.71%
<b>USD Net</b>	-0.75%	0.78%	0.78%	6.45%	8.06%	8.86%	4.45%
<b>USD Gross</b>	-0.87%	1.09%	1.09%	8.42%	10.15%	10.63%	5.70%

Seek to achieve yield pick-up above public markets

**9%**  
(+2% above public market<sup>5</sup>)

Senior secured hard asset focus with downside mitigation<sup>3</sup>

**81%**  
(Secured assets)

Diversified strategy that complements direct lending<sup>3</sup>

**85%**  
Asset-backed finance

As of 31 March 2026, unless otherwise stated. SOURCE: PIMCO. **Past performance is not a guarantee or a reliable indicator of future results.**

Portfolio characteristics are shown gross of fees and expenses. \*Annualized 3-year performance is calculated as of 31 March 2026. This reflects the Fund’s historical use of quarterly NAV reporting rather than monthly. As a result, quarterly performance data is used for this calculation until sufficient monthly data is available to cover a full 3-year period.

\*\*Inception date of fund is 1 Feb 2022, S.I. performance is annualized.

1 Yield to Maturity (YTM) is the estimated total return of a bond if held to maturity. YTM accounts for the present value of a bond’s future coupon payments. Alternative investments often do not have fixed coupon payments or a maturity date. Any YTM figures provided for alternative investments are estimates based on assumptions that may or may not hold true. The measure does not reflect the deduction of fees and expenses and is not necessarily indicative of the Fund’s actual performance.

2 Income distribution target range is 6% - 9%. **The Target Income Distribution is not a guarantee, projection or prediction and is not indicative of future results of a fund. There can be no assurance that a fund will achieve the Targets and actual results may vary significantly from the targets. An investor may lose all of its money by investing in a fund.**

3 Percentage of fixed vs. floating, secured and asset-backed finance refers to only the private assets in the Fund.

4 The net performance shown reflects the return of Class C investors in the PIMCO Private Diversified Lending Fund (“PDLF” or the “Master Fund”) net of management, performance and administrative fees. Returns to specific fund investors are different due to (among other factors) the impact of (i) different fee arrangements, (ii) tax considerations applicable to different investors, and (iii) timing of capital transactions. The returns for each fund reflect the use of leverage, which can magnify returns and/or make returns more volatile. Because of these factors, specific fund investors may experience materially different performance. Investors who subscribe at different times or in different classes may experience materially different performance.

5 Public Market refers to JP Morgan BB - B Leveraged Loans Index.

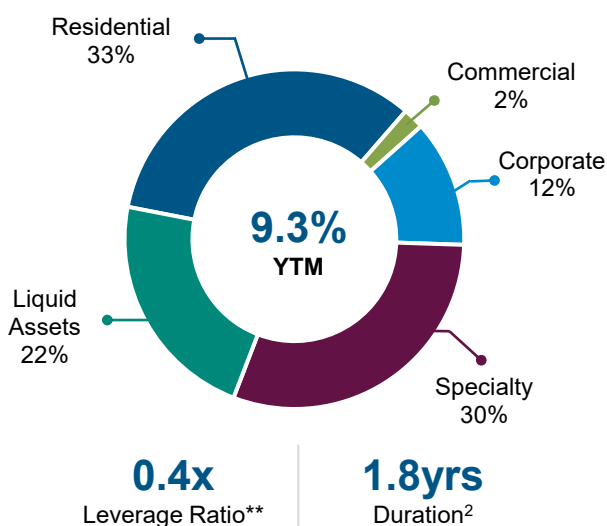
### Portfolio Commentary

- The PDLF Master Fund returned -0.75%\* net in March 2026.
- Private assets returned -0.35% net over the month.  
Notable drivers across sectors:
  - Residential: Strong income generation in US mortgage pools was offset by MTM valuation declines in fixed rate mortgage pools as rates sold off.
  - Specialty: Aircraft leasing, consumer, and student loans detracted as rates rose, offsetting positive returns from auto loans.
  - Corporate: Steady income generation from various industries.
  - Commercial: Modest income contribution from an industrial portfolio.
- Liquid assets declined -0.40% as the sharp rise in interest rates negatively impacted returns.

### Performance Attribution, Class C (net, bps)

	March 2026	YTD 2026	
Private Sleeve	Private Residential	(36)	59
	Private Specialty	(6)	17
	Private Corporate	6	10
	Private Commercial	1	3
	<b>Private Assets Total</b>	<b>(35)</b>	<b>90</b>
<b>Liquid Assets</b>	<b>(40)</b>	<b>(12)</b>	
<b>PDLF</b>	<b>(75)</b>	<b>78</b>	

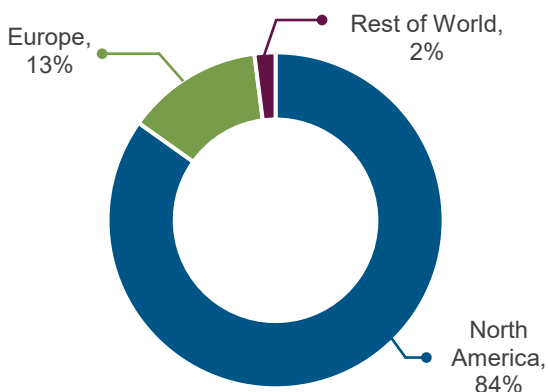
### Portfolio Sector Allocation<sup>1</sup>



### Sector Highlights - %MV

<b>Residential</b>	<b>33%</b>	<b>Corporate</b>	<b>12%</b>
US Mortgage Pools	24%	Information Technology	5%
Irish Mortgage Pools	2%	Media & Telecommunications	2%
UK Mortgage Pools	2%	Healthcare	1%
Italian Mortgage Pools	0.2%	Raw Materials	1%
Other	4%	Other	4%
<b>Specialty Finance</b>	<b>30%</b>	<b>Commercial</b>	<b>2%</b>
Consumer Loans	8%	Office	1%
Student Loans	8%	Industrial	1%
Aviation Finance	6%	Data Center	0.3%
Auto	3%		
Longevity Assets	1%		
Credit Card	0.2%		
Other	3%		

### Geographical Allocation<sup>1</sup>



As of 31 March 2026. SOURCE: PIMCO. **Past performance is not a guarantee or a reliable indicator of future results.** Returns shown are net of fees. Portfolio characteristics are shown gross of fees and expenses. **Liquid Assets** refers to underlying PIMCO UCITS funds used as the portfolio's liquidity sleeve.

\* Performance shown reflects the returns of Class C interests.

\*\* Leverage ratio is defined as a debt-to-equity ratio of total direct borrowings. Of that total, 0.2x constitutes recourse borrowings.


The attribution analysis is calculated by PIMCO and is intended to provide an estimate as to which elements of a strategy contributed (positively or negatively) to a portfolio's performance. Attribution analysis is not a precise measure and should not be relied upon for investment decisions. Portfolio structure is subject to change without notice and may not be representative of current or future allocations.

1 Portfolio breakdowns are calculated as the sum of the fair market value of the investments, net of asset specific borrowing, within a sector or geography divided by the total fair market value of all investments. The Fund's portfolio composition is subject to change.

2 Duration weighted exposure measures the sum of the duration exposures for all positions in the portfolio divided by the sum of the market value, including the market value of assets financed using the subscription facility. Duration weighted exposure is the sensitivity to parallel shocks of the par yield curve.

## Transaction Spotlight

**Corporate lending** – Investment in senior asset-backed term loan to a high-performance compute services provider



- PDLF, alongside other PIMCO managed funds, participated in a **\$1.1bn senior term loan** to a **UK-based provider of high-performance AI compute services to hyperscaler and enterprise customers**.
- The term loan is collateralized by **new generation GPU chips** and **contractual future revenues from primarily IG-rated customers (85%)**. Principal will be fully covered by **existing hyperscaler contracts, mitigating chip depreciation risk**.
- Proceeds of the term loan will **finance capex for deployment of ~25k chips** and **related infrastructure to fulfill hyperscaler contracts**.
- Company's management team has **already successfully installed ~3k chips reducing installation and execution risk**. PIMCO brings **deep expertise in AI chip financings**, particularly in customer contract diligence and financial modeling for AI infrastructure transactions.

### Investment metrics

<b>Investment description</b>	Senior secured term loan
<b>Sector / Country</b>	Information Technology / UK
<b>Coupon</b>	S + 500 bps
<b>Original Issue Discount</b>	1.5 points
<b>Base case unlevered yield*</b>	10.6%
<b>Sourcing</b>	Existing relationship

### Top 10 Holdings - %MV

1.	Residential	US Residential Whole Loans Portfolio	10%
2.	Residential	PIMCO Sponsored Non-QM Securitizations	9%
3.	Specialty	Consumer Loans Portfolio 1	5%
4.	Specialty	Student Loans Portfolio 4	5%
5.	Residential	Non-QM Securitizations	5%
6.	Specialty	US Auto Loans Partnership	3%
7.	Residential	PIMCO Managed US Private Mortgage REIT	3%
8.	Specialty	Aircraft Leasing Portfolio 1	2%
9.	Specialty	Consumer ABS 2	2%
10.	Specialty	Aircraft Leasing Portfolio 2	2%

As of 31 March 2026, unless otherwise stated. SOURCE: PIMCO. **For illustrative purposes only**. The views and expectations expressed are those of PIMCO. Totals may differ due to rounding. **Past performance is not a guarantee or a reliable indicator of future results**. Portfolio structure is subject to change without notice and may not be representative of current or future allocations. Portfolio characteristics are shown gross of fees and expenses.

\* Underwritten yield represents the yield targeted by PIMCO prior to or at the time of making the initial investment. As such, underwritten yield represents a "targeted" rather than a "predicted" or "projected" yield.

Summary Terms		Fees <sup>ii</sup>	
<b>Structure / Domicile</b>	Cayman Islands exempted company	<b>Management Fee</b>	1.00%
<b>Target Distribution<sup>i</sup></b>	6-9% paid monthly (8% current distribution)	<b>Admin Fee</b>	0.20%
<b>Subscriptions</b>	Monthly, 10 business days' notice	<b>Performance Fee</b>	12.5% (subject to 5% performance threshold)
<b>Redemptions</b>	<ul style="list-style-type: none"> <li>Quarterly at NAV, 30 days' notice</li> <li>Quarterly redemptions are limited to a maximum of 5.0% of aggregate shares outstanding</li> <li>Shares not held for one year will be redeemed at 97% of NAV</li> <li>PIMCO may amend or suspend redemptions in its discretion if it deems such action to be in the best interest of shareholders</li> </ul>		
<b>Currency Classes</b>	USD, AUD, CHF, EUR, HKD, JPY, SGD, CAD		

### Share Class Details

Share Class	Class Ai	Class Aa	Class Bi	Class Ba	Class Ci	Class Ca
<b>Income / Accumulation</b>	Income	Accumulation	Income	Accumulation	Income	Accumulation
<b>Client Type<sup>iii</sup></b>	Advisory, investment ≥ \$100,000 and < \$5 million		Advisory, investment ≥ \$5 million		Discretionary, investment ≥ \$100,000.	
<b>Distribution / Servicing Fee</b>	85bps		50bps		0bps	

**An investment in any PIMCO managed fund entails a high degree of risk and investors could lose all or a portion of their investment.**

<sup>i</sup> The distribution level is targeted over a full economic/credit cycle. Income distribution target range is 6% - 9%. There is no assurance we will pay distributions in any particular amount, if at all. Targets are necessarily speculative in nature, involve elements of subjective judgment and analysis and are based on certain assumptions and the best judgment of PIMCO. It can be expected that some or all of such assumptions will not materialize or will vary significantly from actual results.

<sup>ii</sup> In addition to the fees shown the fund will bear other expenses, please refer to the Fund's PPM for further details.

<sup>iii</sup> The Fund may accept smaller investments in its discretion.

Please note that the stated minimums are in USD and equivalents in other currency classes will also be accepted where they are offered.

This information is summary in nature and is no way complete, and these terms have been simplified for illustrative purposes and may change materially at any time without notice. In particular, this information does not address certain other key Fund terms or represent a complete list of all Fund terms. If you express an interest in the Fund, you will be provided with the relevant Fund Documents (private placement memorandum, governing document, subscription agreement, or other documents), which shall govern in the event of any conflict with the general terms listed herein. **You must rely only on the information contained in the Fund Documents in making any decision to invest.**

► **PDLF Master Fund Calendar year performance by share class<sup>1</sup>**

	2022	2023	2024	2025	2026*
<b>Class USD A</b>	<b>-7.80%</b>	<b>7.06%</b>	<b>8.05%</b>	<b>7.89%</b>	<b>0.57%</b>
<b>Class USD B</b>	<b>-7.51%</b>	<b>7.44%</b>	<b>8.43%</b>	<b>8.27%</b>	<b>0.66%</b>
<b>Class USD C</b>	<b>-7.09%</b>	<b>7.98%</b>	<b>8.98%</b>	<b>8.81%</b>	<b>0.78%</b>

► **PDLF Master Fund Historical performance by share class**

<b>Class A (Net)</b>													
Year	Jan	Feb	Mar	Apr	May	Jun	Jul	Aug	Sep	Oct	Nov	Dec	YTD
<b>2026</b>	0.58%	0.82%	-0.83%										0.57%
<b>2025</b>	1.07%	1.02%	0.69%	-0.37%	0.60%	0.98%	0.40%	1.00%	0.41%	0.86%	0.37%	0.61%	7.89%
<b>2024</b>	0.19%	0.76%	1.17%	0.44%	0.11%	1.38%	0.47%	1.15%	1.53%	-0.85%	0.94%	0.50%	8.05%
<b>2023</b>		1.88%			1.90%			1.83%			1.27%		7.06%
<b>2022</b>		-3.76%			-3.59%			-0.91%			0.28%		-7.80%

<b>Class B (Net)</b>													
Year	Jan	Feb	Mar	Apr	May	Jun	Jul	Aug	Sep	Oct	Nov	Dec	YTD
<b>2026</b>	0.61%	0.85%	-0.80%										0.66%
<b>2025</b>	1.10%	1.05%	0.72%	-0.34%	0.63%	1.01%	0.43%	1.03%	0.44%	0.89%	0.40%	0.64%	8.27%
<b>2024</b>	0.22%	0.79%	1.20%	0.47%	0.14%	1.41%	0.50%	1.18%	1.56%	-0.82%	0.97%	0.53%	8.43%
<b>2023</b>		1.97%			1.99%			1.92%			1.36%		7.44%
<b>2022</b>		-3.71%			-3.51%			-0.82%			0.37%		-7.51%

<b>Class C (Net)</b>													
Year	Jan	Feb	Mar	Apr	May	Jun	Jul	Aug	Sep	Oct	Nov	Dec	YTD
<b>2026</b>	0.66%	0.89%	-0.75%										0.78%
<b>2025</b>	1.14%	1.09%	0.76%	-0.30%	0.67%	1.05%	0.47%	1.07%	0.48%	0.93%	0.44%	0.68%	8.81%
<b>2024</b>	0.27%	0.83%	1.24%	0.51%	0.18%	1.45%	0.54%	1.23%	1.60%	-0.78%	1.01%	0.57%	8.98%
<b>2023</b>		2.10%			2.11%			2.05%			1.49%		7.98%
<b>2022</b>		-3.63%			-3.38%			-0.69%			0.49%		-7.09%

As of 31 March 2026. SOURCE: PIMCO. Inception Date is 1st February 2022. **Past performance is not a guarantee or a reliable indicator of future results.**

\*YTD 31 March 2026.

The return of the presented USD Class may increase or decrease as a result of currency fluctuations

<sup>1</sup> Performance represents the return of class A,B and C investor in the PIMCO Private Diversified Lending Fund net of management, performance and administrative fees. Returns to specific fund investors are different due to (among other factors) the impact of (i) different fee arrangements, (ii) tax considerations applicable to different investors, and (iii) timing of capital transactions. The returns for each fund reflect the use of leverage, which can magnify returns and/or make returns more volatile. Because of these factors, specific fund investors may experience materially different performance. Investors who subscribe at different times or in different classes may experience materially different performance.

**There can be no assurance that the investment approach outlined herein will produce the desired results or achieve any particular level of returns. An investment in any PIMCO managed fund entails a high degree of risk and investors could lose all or a portion of their investment.**

**▶ PDLF Master Fund Class C AUD Historical performance by share class\***

Class C AUD (Net)													
Year	Jan	Feb	Mar	Apr	May	Jun	Jul	Aug	Sep	Oct	Nov	Dec	YTD
2026	0.66%	0.89%	-0.79%										0.76%
2025	1.15%	1.09%	0.73%	-0.32%	0.64%	1.00%	0.41%	1.01%	0.42%	0.90%	0.41%	0.64%	8.38%
2024	0.16%	0.72%	1.13%	0.41%	0.13%	1.35%	0.43%	1.14%	1.50%	-0.92%	0.98%	0.50%	7.77%
2023		1.52%			1.72%			1.81%			1.15%		6.34%
2022		-2.90%			-3.57%			-0.95%			0.25%		-7.02%

As of 31 March 2026, unless otherwise stated. SOURCE: PIMCO.

\* Performance represents the return of a Class C AUD investor net of management, performance and administrative fees. Returns to specific fund investors are different due to (among other factors) the impact of (i) different fee arrangements, (ii) tax considerations applicable to different investors, and (iii) timing of capital transactions. The returns for each fund reflect the use of leverage, which can magnify returns and/or make returns more volatile. Because of these factors, specific fund investors may experience materially different performance. Investors who subscribe at different times or in different classes may experience materially different performance.

**There can be no assurance that the investment approach outlined above will produce the desired results or achieve any particular level of returns. An investment in any PIMCO managed fund entails a high degree of risk and investors could lose all or a portion of their investment.**

## APPENDIX

**Past performance is not a guarantee or a reliable indicator of future results.** The fees and expenses of the fund described herein ("PDLF" or the "Fund") are discussed within its Documents (defined below).

**Any investment decision must be based only on the Fund's private placement memorandum, limited partnership agreement, and other definitive legal documents (the "Documents"), which shall govern in the event of any conflict with the information contained herein. You must rely only on the information in the Documents in making any decision to invest.**

The information contained herein is being furnished to you solely for the purpose of giving you a preliminary indication of the strategy and structure of the Fund and is not to be used for any other purpose or made available to anyone not directly concerned with your evaluation of the possibility of requesting further information regarding an investment in such Fund. The Fund information set forth herein is not and does not purport to be complete, and is qualified by and subject to the relevant Fund's Documents. If you express an interest in investing in a Fund, any offer will be made by, and you will be provided with, the Documents.

Portfolio structure is subject to change without notice and may not be representative of current or future allocations.

### **Risk**

**The Fund is not subject to the same regulatory requirements as mutual funds.** The Fund is expected to be leveraged and to engage in speculative investment practices that will increase the risk of investment loss. The Fund's performance could be volatile; an investor could lose all or a substantial amount of its investment. A Fund's manager will have broad trading authority over such Fund. The use of a single adviser applying generally similar trading programs could mean lack of diversification and, consequently, higher risk. There is no secondary market for a Fund's interest and none is expected to develop. There will be restrictions on transferring interests in a Fund and limited liquidity provisions. A Fund's fees and expenses may offset its trading profits. The Fund will not be required to provide periodic pricing or valuation information to investors. The Fund will involve complex tax structures and there may be delays in distributing important tax information. A substantial portion of the trades executed for certain Funds are in non-U.S. securities and take place on non-U.S. exchanges.

Investments in **residential/commercial mortgage loans** and **commercial real estate debt** are subject to risks that include prepayment, delinquency, foreclosure, risks of loss, servicing risks and adverse regulatory developments, which risks may be heightened in the case of non-performing loans. The Fund will also have exposure to such risks through its investments in **mortgage and asset-backed securities**, which are highly complex instruments that may be sensitive to changes in interest rates and subject to early repayment risk. **Structured products** such as collateralized debt obligations are also highly complex instruments, typically involving a high degree of risk; use of these instruments may involve derivative instruments that could lose more than the principal amount invested. **Private credit** involves an investment in non-publicly traded securities which may be subject to illiquidity risk. Portfolios that invest in private credit may be leveraged and may engage in speculative investment practices that increase the risk of investment loss. Private Credit may also be subject to **real estate-related risks**, which include new regulatory or legislative developments, the attractiveness and location of properties, the financial condition of tenants, potential liability under environmental and other laws, as well as natural disasters and other factors beyond the fund's control. **Equity** investments may decline in value due to both real and perceived general market, economic and industry conditions. Investing in **banks and related entities** is a highly complex field subject to extensive regulation, and investments in such entities or other operating companies may give rise to control person liability and other risks.

Investing in the **bond market** is subject to certain risks including market, interest-rate, issuer, credit, and inflation risk. **Bank loans** are often less liquid than other types of debt instruments and general market and financial conditions may affect the prepayment of bank loans, as such the prepayments cannot be predicted with accuracy. There is no assurance that the liquidation of any collateral from a secured bank loan would satisfy the borrower's obligation, or that such collateral could be liquidated. **Collateralized Loan Obligations (CLOs)** may involve a high degree of risk and are intended for sale to qualified investors only. Investors may lose some or all of the investment and there may be periods where no cash flow distributions are received. CLOs are exposed to risks such as credit, default, liquidity, management, volatility, interest rate, and credit risk. **Commodities** contain heightened risk including market, political, regulatory, and natural conditions, and may not be appropriate for all investors. Investing in distressed loans and bankrupt companies are speculative and the repayment of default obligations contains significant uncertainties. Investing in **foreign denominated** and/or domiciled securities may involve heightened risk due to currency fluctuations, and economic and political risks, which may be enhanced in emerging markets. **High-yield, lower-rated, securities** involve greater risk than higher-rated securities; portfolios that invest in them may be subject to greater levels of credit and liquidity risk than portfolios that do not. **Sovereign securities** are generally backed by the issuing government, obligations of U.S. Government agencies and authorities are supported by varying degrees but are generally not backed by the full faith of the U.S. Government; portfolios that invest in such securities are not guaranteed and will fluctuate in value. **Derivatives** may involve certain costs and risks such as liquidity, interest rate, market, credit, management and the risk that a position could not be closed when most advantageous. Investing in derivatives could lose more than the amount invested. The current regulatory climate is uncertain and rapidly evolving, and future developments could adversely affect a Fund and/or its investments. In addition, there can be no assurance that PIMCO's strategies with respect to any investment will be capable of implementation or, if implemented, will be successful.

**The foregoing is only a description of certain key risks, and is not a complete enumeration of all risks to which a Fund will be subject. Each Fund will be subject to numerous other risks not described herein. Prospective investors must carefully review the Documents (including, without limitation, the risk factors contained in the Fund's private placement memorandum) prior to making any investment decision.**

A purchase of interests in any Fund involves a high degree of risk that each prospective investor must carefully consider prior to making such an investment. Investors should thoroughly review the investment considerations and risk factors section of a Fund's private placement memorandum for a more complete description of these risks. Prospective investors are advised that investment in a Fund is appropriate only for persons of adequate financial means who have no need for liquidity with respect to their investment and who can bear the economic risk, including the possible complete loss, of their investment.

The investment example referenced is presented for illustrative purposes only, as a general example of the type of investment that may be or has been acquired by the Fund, as well as PIMCO's capabilities in sourcing, modeling and managing such investments (which may evolve over time). There can be no guarantee that PIMCO will have or continue to have access to comparable investments, or that PIMCO will utilize similar strategies or techniques. In addition, specific investments in the asset classes described herein may have materially different performance and other characteristics than those described in these examples.

There is no guarantee that these investment strategies will work under all market conditions or are appropriate for all investors and each investor should evaluate their ability to invest long-term, especially during periods of downturn in the market. No representation is being made that any account, product, or strategy will or is likely to achieve profits, losses, or results similar to those shown.

**The Target Return is not a guarantee, projection or prediction of future results. Actual results may vary significantly from the Target Return.** Even if the Target Return is met, actual returns to investors will be lower due to expenses, taxes, structuring considerations and other factors. There are, however, numerous assumptions that factor into the Target Return that may not be consistent with future market conditions. No representation or warranty is made as to the reasonableness of the assumptions made or that all assumptions used in calculating the Target Return have been stated or fully considered. Actual results and events may differ significantly from the assumptions and estimates on which the Target Return is based. The information provided in this report is for current investors of the private fund only. All \$ amounts referenced are in USD and source citations are PIMCO unless stated otherwise. Statements concerning financial market trends are based on current market conditions, which will fluctuate. There is no guarantee that these investment strategies will work under all market conditions or are appropriate for all investors and each investor should evaluate their ability to invest for the long-term, especially during periods of downturn in the market. Outlook and strategies are subject to change without notice. We believe the information provided here is reliable, but do not warrant its accuracy or completeness.

Yield to Maturity (YTM) is the estimated total return of a bond if held to maturity. YTM accounts for the present value of a bond's future coupon payments. Alternative investments often do not have fixed coupon payments or a maturity date. Any YTM figures provided for alternative investments are estimates based on assumptions that may or may not hold true. The measure does not reflect the deduction of fees and expenses and is not necessarily indicative of the Fund's actual performance. A portfolio's actual yield or distribution rate may be significantly lower than its estimated YTM in practice. Also, estimated YTM is not intended to indicate that a portfolio will actually hold any or all of its portfolio securities to maturity in practice, and various securities may be sold or otherwise disposed of prior to maturity. Estimated YTM is not a projection or prediction of the actual yield or return that a portfolio may achieve or any other future performance results. There can be no assurance that a portfolio will achieve any particular level of yield or return and actual results may vary significantly from estimated YTM.

This material and the information contained herein does not constitute and is not intended to constitute an offer of securities and accordingly should not be construed as such. The Fund and any other products or services referenced in this material may not be licensed in all jurisdictions, and unless otherwise indicated, no regulator or government authority has reviewed this document or the merits of the products and services referenced herein. This material and the information contained herein has been made available in accordance with the restrictions and/or limitations implemented by any applicable laws and regulations.

This material is provided on a confidential basis for informational purposes only and may not be reproduced in any form. The Fund's portfolio composition presented herein is as of the specified reference date, and is subject to change over time. The Fund may invest in assets not presently held or referred to herein in the future. In addition, the actual realized return on unrealized investments will depend on, among other factors, future operating results, interest rates, economic and market conditions and the value of the underlying assets at the time of disposition, as well as any related transaction costs and the timing and manner of disposition

PIMCO as a general matter provides services to qualified institutions, financial intermediaries and institutional investors. This is not an offer to any person in any jurisdiction where unlawful or unauthorized. | **Pacific Investment Management Company LLC** (650 Newport Center Drive, Newport Beach, CA 92660) is regulated by the United States Securities and Exchange Commission. | **PIMCO Australia Pty Ltd** ABN 54 084 280 508, AFSL 246862. This publication has been prepared without taking into account the objectives, financial situation or needs of investors. Before making an investment decision, investors should obtain professional advice and consider whether the information contained herein is appropriate having regard to their objectives, financial situation and needs. To the extent it involves Pacific Investment Management Co LLC (PIMCO LLC) providing financial services to wholesale clients, PIMCO LLC is exempt from the requirement to hold an Australian financial services licence in respect of financial services provided to wholesale clients in Australia. PIMCO LLC is regulated by the Securities and Exchange Commission under US laws, which differ from Australian laws | No part of this publication may be reproduced in any form, or referred to in any other publication, without express written permission. PIMCO is a trademark of Allianz Asset Management of America LLC in the United States and throughout the world. ©2026, PIMCO.

**APAC**

**Australia:** This publication is intended to be general information for financial advisers and wholesale investors only. This should not be passed on to retail clients. Interests in Australia IM feeder PDLF in this publication are issued by PIMCO Australia Management Limited ABN 37 611 709 507, AFSL 487 505 of which PIMCO Australia Pty Ltd ABN 54 084 280 508, AFSL 246 862 is the investment manager (together **PIMCO Australia**). This publication has been prepared without taking into account the objectives, financial situation or needs of investors. Before making an investment decision investors should obtain professional advice and consider whether the information contained herein is appropriate having regard to their objectives, financial situation and needs. Investors should obtain a copy of the Information Memorandum (**IM**) and consider the IM before making any decision about whether to acquire an interest in the fund mentioned in this publication. This publication may include economic and market commentaries based on proprietary research, which are for general information only. PIMCO Australia believes the information contained in this publication to be reliable, however its accuracy, reliability or completeness is not guaranteed. Any opinions or forecasts reflect the judgment and assumptions of PIMCO Australia on the basis of information at the date of publication and may later change without notice. These should not be taken as a recommendation of any particular security, strategy or investment product. All investments carry risk and may lose value. To the maximum extent permitted by law, PIMCO Australia and each of their directors, employees, agents, representatives and advisers disclaim all liability to any person for any loss arising, directly or indirectly, from the information in this publication. No part of this publication may be reproduced in any form, or referred to in any other publication, without express written permission of PIMCO Australia. PIMCO is a trademark of Allianz Asset Management of America LLC in the United States and throughout the world. To the extent this publication includes references to Pacific Investment Management Co LLC (**PIMCO LLC**) and/or any information regarding funds issued by PIMCO LLC and/or its associates, such references are to PIMCO LLC (and/or its associates, as the context requires) as the investment manager of the fund, and not as the issuer of the fund. PIMCO LLC is exempt from the requirement to hold an Australian financial services licence under the Corporations Act 2001. **PIMCO LLC is regulated by the Securities and Exchange Commission under US law, which differ from Australian law. PIMCO LLC is only authorised to provide financial services to wholesale clients in Australia.**

CMR2025-0212-5206126