



SECULAR
OUTLOOK
JUNE 2025

The Fragmentation Era

With the world order in flux, investors can look to fortify portfolios by diversifying across global markets and capitalizing on attractive, high quality yields.



WRITTEN BY:

Richard Clarida

Global Economic Advisor

Andrew BallsChief Investment Officer
Global Fixed Income**Dan Ivascyn**

Group Chief Investment Officer

Key takeaways

For over 40 years, PIMCO's annual Secular Forum has let us step back from the noise of short-term market fluctuations and consider the big picture – the structural forces shaping the global economy and financial markets over the next five years. This exercise feels particularly important in 2025. The traditional world order – in which economics shaped politics – has been turned on its head, with politics now driving economics. Sharp policy shifts are transforming long-standing trade, security, and economic alliances, with the effects set to reverberate for years.

Here are our macroeconomic themes over our five-year horizon:

- **Rising government debt limits flexibility:** Elevated deficits mean less room to spend during difficult times, amplifying economic risks and boosting reliance on central bank monetary policy.
- **A new global order:** In a multipolar world, changing trade dynamics and policy priorities may alter demand for U.S. assets relative to other countries. The U.S. dollar could weaken further, but losing its global reserve currency status over the next five years would be almost impossible given the lack of realistic alternatives.
- **Expect persistent volatility:** The fragmentation of trade and security alliances is becoming a potent source of volatility, affecting which countries and industries will thrive or struggle.

Here are our investment themes:

- **Yield advantage:** We continue to advocate seizing the yield advantage in high quality fixed income, where investors are being paid to build resilient portfolios. By contrast, equity valuations remain stretched, with similar levels having preceded major corrections.
- **Global diversification is key:** Divergent inflation, growth, and trade outlooks reinforce the need for broad, global diversification. Both developed (DM) and emerging markets (EM) offer abundant opportunities to spread portfolio risks and seek attractive returns.
- **Dynamic markets create active opportunities:** Active investors can favor attractive medium-term bonds over longer maturities, capitalize on valuation gaps across public and private markets, and seize on opportunities in asset-based finance as risks build in lower-quality, more economically sensitive areas.



2025 Secular Forum guest speakers

Daron Acemoglu

Nobel Laureate in Economics; Professor of Economics at Massachusetts Institute of Technology

Laurence Boone

Former French Secretary of State for European affairs

Roberto Campos Neto

Former President of the Central Bank of Brazil 2019–2024

Seth Carpenter

Chief Global Economist at Morgan Stanley; former Deputy Assistant Secretary at U.S. Treasury

David Crane

Former Undersecretary for Infrastructure, U.S. Department of Energy

Bill Demchak

CEO of PNC

Robert Lighthizer

Former U.S. Trade Representative 2017–2021; former Deputy Trade Representative 1983–1985

Adam Posen

President of Peterson Institute; former Bank of England Monetary Policy Committee member

Zoltan Pozsar

Founder of Ex Uno Plures; former rates strategist at Credit Suisse; former head of New York Fed markets desk group on securitization

Kevin Rudd

Australia Ambassador to U.S.; former Prime Minister of Australia

PIMCO's Global Advisory Board

World-renowned experts on economic and political issues

Secular theme: The fragmentation era

In our 2024 *Secular Outlook*, “[Yield Advantage](#),” we argued that central banks had largely tamed inflation and would soon start cutting interest rates. We said risks were shifting from growth and inflation to elevated risk asset valuations. We warned that the U.S. debt was on an unsustainable path. We highlighted that the post-pandemic inflation shock and rate-hiking cycle had produced a generational reset higher in bond yields – from the historical lows of the 2010s to levels that supported a strong multiyear outlook for global fixed income.

At the risk of understatement, a lot has happened in the ensuing 12 months:

- Trump 2.0: An unprecedented agenda to redirect U.S. fiscal, regulatory, immigration, national security, and trade policies.
- DM central banks began easing cycles, but themes of a global soft landing, U.S. exceptionalism, and disinflation are faltering in the face of a burgeoning trade war.
- Elections triggered an unforeseen fiscal and defense policy U-turn in Germany.

In short, the traditional world order – in which economics shaped politics – has been turned on its head. Politics is now driving economics, especially in the U.S. and increasingly in how other countries respond.

The fragmentation of trade and security alliances will likely become an independent driver of winners and losers, business cycles, and market volatility. Moreover, industries favored by national policies are now in play based on changing administrations and regional priorities – evident in the U.S. pivot toward legacy fossil fuels and autos and Europe's renewed focus on defense.

Our Secular Forum guest speakers this year included Robert Lighthizer, former U.S. trade representative during the first Trump administration; Roberto Campos Neto, former president of the Central Bank of Brazil; and Daron Acemoglu, MIT economics professor and Nobel laureate (see the full list of guest speakers and Global Advisory Board members [here](#)).

NAVIGATING TRADE WARS AND THE FUTURE OF THE U.S. DOLLAR

While legal challenges to U.S. tariffs, if successful, could ratchet down the developing trade war, we believe elevated trade-related conflict will persist. Uncertainty about the endgame for trade policy and global security alliances has increased downside risks to global growth.

Absent sustained retaliation against the U.S., the trade war mostly lowers export demand – a disinflationary impact – for much of the world. The reallocation of China’s trade surplus to the rest of the world is a clear source of disinflationary risk. In contrast, U.S. inflation risks have risen, at least in the short term, as has the likelihood of monetary policy divergence between the U.S. and other countries.

Despite the recent decline in the U.S. dollar, we believe it would be almost impossible for the dollar to lose its dominant global reserve currency status over our secular horizon, in part due to the lack of viable challengers in markets for foreign exchange, foreign currency debt, and bank lending. The U.S. Treasury still professes to want a strong dollar, and the U.S. administration appears to be backing off from the idea of a Mar-a-Lago accord aiming to weaken the dollar.

But dollar bear markets are possible, over both the short and long term, reflecting historical multiyear dollar cycles. Changing policy and security priorities may alter relative global demand for U.S. and other assets – especially as overseas investors reassess their tolerance for unhedged dollar exposure.

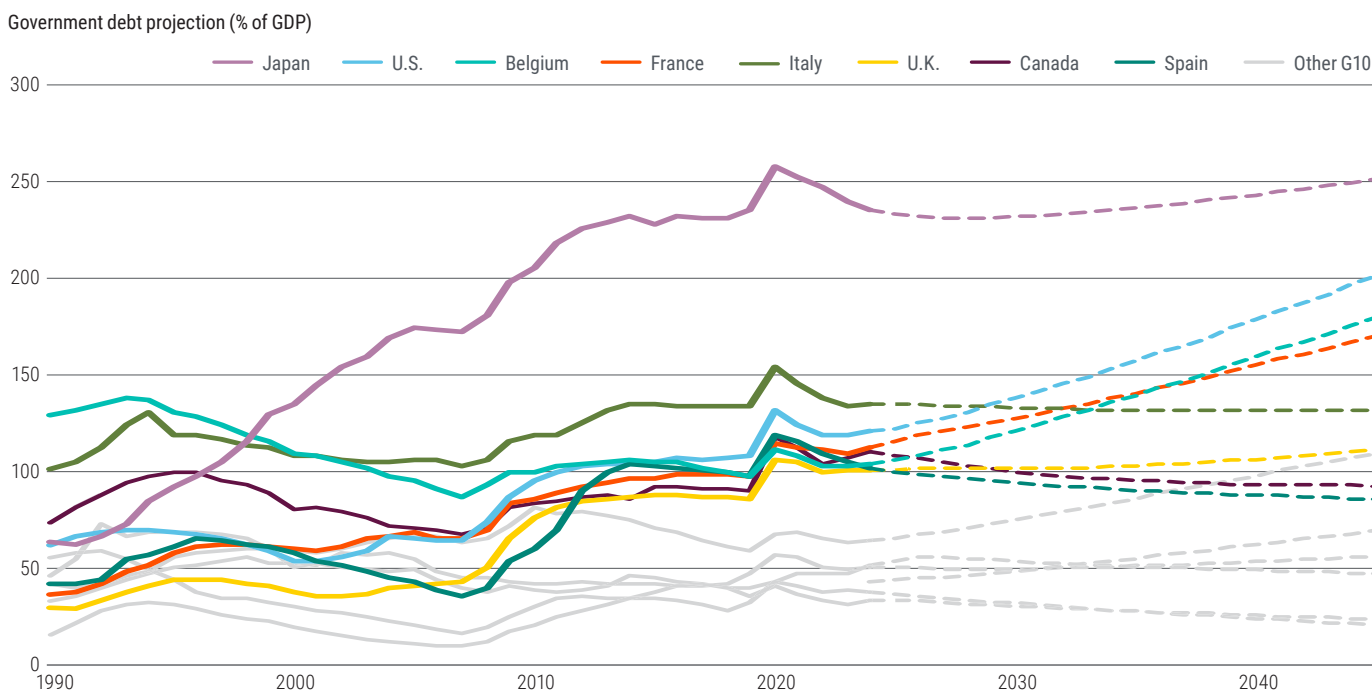
We expect the dollar to continue to lose market share in cross-border payments as regional currency arrangements (e.g., the “mBridge” payments platform developed by China) broaden and deepen in a more fragmented world. A gradual shift away from the U.S. dollar could continue as global portfolios rebalance at the margin to more diversified allocations in risk assets.

DEBT LOOMS LARGE

Although it is near record highs, debt remains sustainable in most developed countries. Notable exceptions include Japan, the U.S., and France, where debt is on an unsustainable long-term trajectory, even more so than last year (see Figure 1). Deficits will likely stay above pre-pandemic levels, partly due to rising interest costs.

However, these issues appear chronic rather than acute. We do not foresee a sudden fiscal crisis but instead expect episodic market volatility – as seen in the U.S. in 2023 and 2025, and more sharply in the U.K. in 2022. In our baseline, U.S. Treasuries remain the cleanest dirty shirt in the sovereign closet over our secular timeline, underpinned by the dollar’s reserve currency status.

Figure 1: Debt appears sustainable in most countries – with exceptions



Source: PIMCO calculations, Bloomberg, and the International Monetary Fund World Economic Outlook. Note: The chart shows simple debt-to-GDP projections across G10 countries (plus Australia, New Zealand, Spain, Belgium). The projection assumes that the primary balance evolves as in the IMF projection (until 2029, after which it stays static), inflation is at target, real GDP growth at trend, and interest rates evolve along the forwards priced into financial markets as of 6 May 2025 (until 2029, after which they stay static), assuming weighted average maturity of 7 years across countries for simplicity. We adjust the IMF’s forecast for the U.S. to include the 2017 Trump tax cut extension.

Fiscal policy in the U.S., Germany, and some advanced economies may be less restrictive than we forecasted a year ago. The Trump 2.0 fiscal package is likely to widen U.S. deficits and debt beyond prior policy projections. Yet overall fiscal space remains constrained, limiting room to respond to future downturns. That said, central banks have much more space to cut rates than in the decade before the pandemic.

Despite any short-term bump from tariffs, we expect inflation to return to Fed target levels over the secular horizon. We expect the Fed to cut rates to around neutral – roughly 3% – and well below neutral in the event of a recession, including to zero if necessary.

The historical likelihood of a recession in the U.S. over any five-year period is about two-thirds, but the probability appears higher over the next five years given the current backdrop.

SHIFTING GLOBAL ECONOMIC AND INFLATION OUTLOOKS

Outside of the U.S., major DM economies face distinct growth challenges, while EM countries are bolstered by prudent debt management but also influenced by global trade shifts and DM policies.

Europe

Eurozone growth may decelerate from around 1% pre-pandemic to about 0.5% over the next five years, weighed down by weaker demographics and slower productivity growth. The region lags in the global tech race, faces stiff competition from China, and struggles with high energy costs amid a less favorable trade environment. Germany's shift to higher defense and infrastructure spending is significant but unlikely to be matched elsewhere.

Inflation is unlikely to return to the pre-pandemic 1% norm, due to deglobalization and higher inflation expectations, but will likely settle below the European Central Bank's 2% target. Equilibrium interest rates will likely stay low and below the current nominal level of about 2%.

China

China's economy is shifting to a lower growth path amid rising debt and worsening demographics. Old growth drivers – property and infrastructure spending – are giving way to policies boosting consumption, manufacturing, and technology, signaling a deliberate pivot from debt-fueled booms to sustainable, innovation-led growth.

Yet deflationary pressures and structural constraints suggest growth will remain on a slower trajectory. China remains a global manufacturing hub, but trade and geopolitical tensions cast doubt on exports as a reliable growth engine.

Emerging markets

The question of whether new risks emanating from the U.S. automatically translate into higher risk premia for the rest of the world underscores how tight the historical link between DM policy rates and EM borrowing costs can be. While the risks are clear, encouragingly, many emerging economies have maintained manageable debt levels, positioning them to weather potential headwinds.

The rise of digital currencies – including stablecoin issuers that hold increasingly large portfolios of U.S. Treasuries – highlights how quickly capital flows can evolve. As this ecosystem matures, it could reshape EM capital flows and currency management.

POTENTIAL DISRUPTIONS TO THE BASE CASE

We are alert to potential disruptions that – while low-probability events, in our view – could fundamentally shake up our baseline secular outlook. Among them:

- 1. Accelerated AI-related disruption.** AI advances could occur more quickly than expected and show up as faster growth in GDP and productivity data. Our base case remains that the full impact of new AI large language models manifests more gradually.
- 2. A loss of Fed credibility** – stemming from a Supreme Court ruling or a chair unwilling to uphold price stability – is unlikely but would be severe, likely sparking a surge in inflation expectations and bond yields, a sharp dollar decline, and a broad sell-off in risk assets.
- 3. U.S. exceptionalism 2.0.** The narrative of U.S. economic and financial outperformance relative to the rest of the world has faded this year. Yet the U.S. entered 2025 with strong productivity, tech leadership, and deep capital markets fueling consistent profit growth. With GDP growth outpacing peers by at least a percentage point, these advantages can endure. If trade and fiscal uncertainties ease, U.S. exceptionalism could reemerge.

Investment implications:

Fixed income for a fragmented era

In fixed income, investors are paid to build resilient portfolios. We continue to advocate seizing the yield advantage in high quality bonds rather than chasing equities at elevated valuations.

The equity risk premium – the difference between equity yields and bond yields – is likely the main ingredient in asset allocation as it gauges the relative value between stocks and bonds. The most straightforward way to compute the premium is to subtract the real (inflation-adjusted) bond yield from the cyclically adjusted earnings yield. The Figure 2 chart shows the U.S. equity risk premium stands at zero and is exceptionally low by historical standards.

A mean reversion to a higher equity risk premium typically involves a bond rally, an equity sell-off, or both. The same chart shows two prior times when the premium was zero or negative: in 1987 and in 1996–2001. Following the zero equity risk premium in September 1987, the stock market declined by almost 25%, while 30-year real bond yields fell by 80 basis points (bps). In December 1999, the equity risk premium reached its minimum level during the chart period, preceding an equity drawdown of almost 40% that ended in February 2003. In that same time, 30-year real bond yields fell by about 200 bps.

In addition, corporate profits relative to GDP are near historic highs. Rising tariffs and geopolitical tensions could all weigh on future profits.

Figure 2: Equities appear expensive on an absolute basis and relative to U.S. Treasuries

As of 31 May 2025	Value	Percentile
Cyclically adjusted price-to-earnings (CAPE) ratio	35.2	94%
Real equity yield (1/CAPE)	2.84%	6%
30-year real bond yield	2.64%	42%
Equity risk premium (equity yield - real bond yield)	0.20%	10%

U.S. equity risk premium



Source: Bloomberg, Robert Shiller online data, Global Financial Data, and PIMCO as of 31 May 2025. All value metrics are relative to the S&P 500 Index. The real equity yield ratio refers to the average real earnings over the past 10 years divided by the last price. The 30-year real bond yield corresponds to the yield on 30-year U.S. Treasury Inflation-Protected Securities (TIPS), backfilled with the nominal yield on 30-year U.S. Treasuries minus expected inflation. To compute inflation expectations, we estimate trend inflation according to Cieslak and Povala (2015) calibration and forecast inflation 30 years ahead.



YIELD ADVANTAGE REMAINS COMPELLING

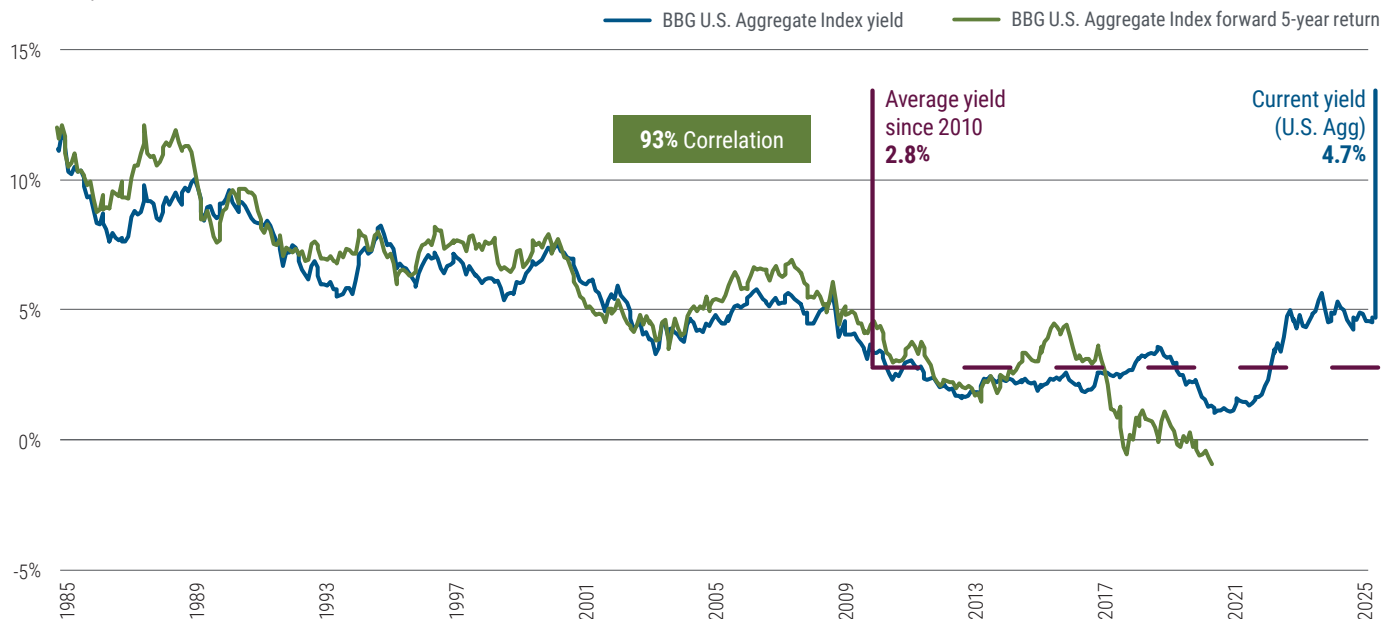
Valuations point to a lower probability of equity outperformance over fixed income in part because the outlook for high quality fixed income is as good as it has been in a long time. After steep post-pandemic rate hikes, bond markets have made it to the other side: Investors can now benefit from higher yields plus potential price appreciation given central banks have ample room to cut rates.

Forecasting fixed income returns is relatively straightforward: Over a secular horizon, the starting yield on a bond portfolio can be a good guide to expected returns (see Figure 3). The yields on the Bloomberg U.S. Aggregate and the Global Aggregate (U.S.-dollar-hedged) Indexes, two common benchmarks for high quality bonds, are about 4.74% and 4.94%, respectively, as of 5 June 2025.

From there, active managers can seek to construct portfolios yielding about 5%–7% by capitalizing on attractive yields available in high grade investments. We anticipate maintaining an up-in-quality bias.

Figure 3: Strong link between starting bond yields and five-year forward returns

Yield vs. 5 year forward return



Source: Bloomberg and PIMCO as of 30 May 2025. **Past performance is not a guarantee or a reliable indicator of future performance.** Chart is provided for illustrative purposes only and is not indicative of the past or future performance of any PIMCO product. Yield and return are for the Bloomberg U.S. Aggregate Bond Index. It is not possible to invest directly in an unmanaged index.

HARNESSING GLOBAL OPPORTUNITIES THROUGH ACTIVE STRATEGIES

Powerful secular forces – local currency adoption, disciplined fiscal policies, and diversified funding – are converging to create durable opportunities. Active management, with the agility to exploit country-specific nuances and relative value differences, is crucial to navigating inevitable volatility.

The opportunity to generate alpha – returns exceeding market benchmarks – is as rich as it has ever been across global markets (see Figure 4).

Many DM economies offer a combination of attractive bond yields and a challenged economic outlook, which can benefit bond investors. In addition, we see EM countries building upon their demonstrated resilience. Historically, global diversification has offered superior volatility-adjusted returns to single country portfolios. We believe that diversification is the one free lunch available to asset allocators.

THE IMPORTANCE OF DURATION AND CURVE POSITIONING

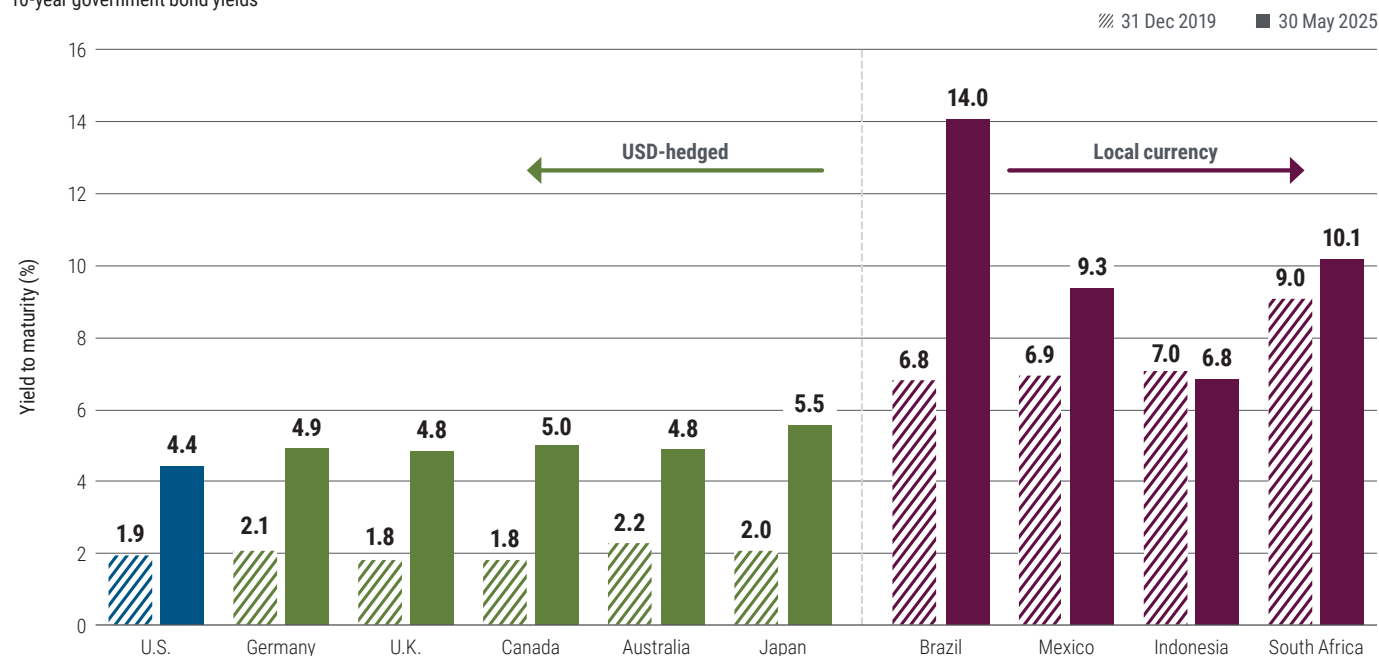
Given attractive starting valuations in fixed income, along with expected weaker growth and stabilizing inflation, we anticipate being biased to run more overweight duration positions in our portfolios than has been typical in recent years.

U.S. Treasuries have provided a hedging role for portfolios in every recession dating back to World War II, given the historical inverse correlation between stocks and bonds. High quality global bond markets have provided similar properties.

A core PIMCO thesis remains that yield curves will re-steepen over our secular horizon, as investors continue to demand more compensation to hold longer-term bonds relative to cash and short-term bills. Estimates of the Treasury term premium are positive and up substantially since the decade before the pandemic. There is potential for further steepening given the budget debate in the U.S.

Figure 4: Global bond markets offer attractive and diverse opportunities

10-year government bond yields



Source: Bloomberg and PIMCO as of 30 May 2025. **For illustrative purposes only.** Yield to maturity (YTM) is the estimated total return of a bond if held to maturity. YTM accounts for the present value of a bond's future coupon payments. The index proxies are the following: U.S.: U.S. Generic 10Y Government Bond Index; Germany: German Generic 10Y Government Bond Index; U.K.: U.K. Generic 10Y Government Bond Index; Canada: Canadian Generic 10Y Government Bond Index; Australia: Australian Generic 10Y Government Bond Index; Japan: Japanese Generic 10Y Government Bond Index; Brazil: Brazilian Generic 10Y Government Bond Index; Mexico: Mexican Generic 10Y Government Bond Index; Indonesia: Indonesian Generic 10Y Government Bond Index; South Africa: South Africa Generic 10Y Government Bond Index.

Active management can enhance bonds' role as a hedge through yield curve positioning. We anticipate maintaining a bias to be overweight in the 5- to 10-year part of global yield curves and to be underweight in the long end over time. That said, given rising long end real yields, we also see a limit to how much further the rise in term premia has to run.

Indeed, in the event of a sharp rise in longer-dated yields, we would anticipate significant damage to equity and credit markets – and, in turn, the foundations for a downward correction in real yields. We also expect central banks will step in and use their balance sheets if any market moves threaten broad financial market disruption.

RESILIENT OPPORTUNITIES BEYOND CORPORATE CREDIT

Credit markets offer abundant opportunities but also specific risks, demanding careful sector and asset selection and a value-driven investment approach.

The period since the global financial crisis (GFC) has been exceptional: a long expansion, fueled by massive government policy support in the wake of both the GFC and the pandemic, that rewarded aggressive lending. This contrasts sharply with the decades right before the GFC, which saw less support, greater volatility, and uneven returns in economically sensitive credit areas.

Credit spreads remain tight relative to historic averages, despite elevated secular recession potential, highlighting areas of complacency across public and private corporate credit markets. AI advances could stoke volatility, as leveraged loan and private direct lending markets feature large allocations to technology and other industries in the sights of AI disruptors. A correction in inflated U.S. equity valuations could also trigger broader risk asset repricing. Amid limited fiscal space, a genuine credit default cycle – unlike the recent “buy the dip” era – may unfold for the first time in years, catching many investors unprepared.

In a weaker growth environment, lower-quality, economically sensitive companies face risks. Elevated short-term interest rates could increasingly challenge midsize companies that borrow in floating-rate debt markets. We express caution in areas of corporate private credit where capital formation has outpaced investable opportunities, leading to potential disappointment. Stresses are becoming evident in private equity and private credit and could worsen sharply in a recession.

Some additional convergence between public and private markets appears likely over the secular horizon. However, there are meaningful barriers to stronger convergence, driven by liquidity, transparency, credit quality, and structural considerations. Active managers with broad, global capabilities spanning public and private markets can react to dislocations in value across different segments of public and private credit markets, while offering unbiased solutions that consider liquidity, true credit quality, and relative valuations to best serve investors.

Stricter bank capital and liquidity rules will likely continue to push many lending activities in the U.S. to the private credit market, especially asset-based finance. This opens opportunities for investors to act as senior lenders in areas once dominated by regional banks. We continue to see attractive opportunities in high quality areas including consumer, residential mortgage, real estate, and hard assets, where starting conditions and valuations appear favorable relative to corporate credit.

About our forums

PIMCO is a global leader in active fixed income with deep expertise across public and private markets. Our investment process is anchored by our Secular and Cyclical Economic Forums. Four times a year, our investment professionals from around the world gather to discuss and debate the state of the global markets and economy and identify the trends that we believe will have important investment implications. In these wide-reaching discussions, we apply behavioral science practices in an effort to maximize the interchange of ideas, challenge our assumptions, counter cognitive biases, and generate inclusive insights.

At the Secular Forum, held annually, we focus on the outlook for the next five years, allowing us to position portfolios to benefit from structural changes and trends in the global economy. Because we believe diverse ideas produce better investment results, we invite distinguished guest speakers – Nobel laureate economists, policymakers, investors, and historians – who bring valuable, multidimensional perspectives to our discussions. We also welcome the active participation of the PIMCO Global Advisory Board, a team of world-renowned experts on economic and political issues.

At the Cyclical Forum, held three times a year, we focus on the outlook for the next six to 12 months, analyzing business cycle dynamics across major developed and emerging market economies with an eye toward identifying potential changes in monetary and fiscal policies, market risk premiums, and relative valuations that drive portfolio positioning.



Past performance is not a guarantee or a reliable indicator of future results.

Investing in the **bond market** is subject to risks, including market, interest rate, issuer, credit, inflation risk, and liquidity risk. The value of most bonds and bond strategies are impacted by changes in interest rates. Bonds and bond strategies with longer durations tend to be more sensitive and volatile than those with shorter durations; bond prices generally fall as interest rates rise, and low interest rate environments increase this risk. Reductions in bond counterparty capacity may contribute to decreased market liquidity and increased price volatility. Bond investments may be worth more or less than the original cost when redeemed. **Investing in foreign-denominated and/or -domiciled securities** may involve heightened risk due to currency fluctuations, and economic and political risks, which may be enhanced in emerging markets. **Mortgage- and asset-backed securities** may be sensitive to changes in interest rates, subject to early repayment risk, and while generally supported by a government, government-agency or private guarantor, there is no assurance that the guarantor will meet its obligations. References to Agency and non-agency mortgage-backed securities refer to mortgages issued in the United States. **Inflation-linked bonds (ILBs)** issued by a government are fixed income securities whose principal value is periodically adjusted according to the rate of inflation; ILBs decline in value when real interest rates rise. **Treasury Inflation-Protected Securities (TIPS)** are ILBs issued by the U.S. government. **Equities** may decline in value due to both real and perceived general market, economic and industry conditions. **Management risk** is the risk that the investment techniques and risk analyses applied by an investment manager will not produce the desired results, and that certain policies or developments may affect the investment techniques available to the manager in connection with managing the strategy. The **credit quality** of a particular security or group of securities does not ensure the stability or safety of an overall portfolio. **Diversification** does not ensure against loss. Forecasts, estimates and certain information contained herein are based upon proprietary research and should not be interpreted as investment advice, as an offer or solicitation, nor as the purchase or sale of any financial instrument. Forecasts and estimates have certain inherent limitations, and unlike an actual performance record, do not reflect actual trading, liquidity constraints, fees, and/or other costs. In addition, references to future results should not be construed as an estimate or promise of results that a client portfolio may achieve.

Statements concerning financial market trends or portfolio strategies are based on current market conditions, which will fluctuate. There is no guarantee that these investment strategies will work under all market conditions or are appropriate for all investors and each investor should evaluate their ability to invest for the long term, especially during periods of downturn in the market. Investors should consult their investment professional prior to making an investment decision. Outlook and strategies are subject to change without notice.

Correlation is a statistical measure of how two securities move in relation to each other. The correlation of various indexes or securities against one another or against inflation is based upon data over a certain time period. These correlations may vary substantially in the future or over different time periods that can result in greater volatility.

This material is distributed for informational purposes only and should not be considered as investment advice or a recommendation of any particular security, strategy or investment product. Information contained herein has been obtained from sources believed to be reliable, but not guaranteed.

PIMCO as a general matter provides services to qualified institutions, financial intermediaries and institutional investors. Individual investors should contact their own financial professional to determine the most appropriate investment options for their financial situation. This is not an offer to any person in any jurisdiction where unlawful or unauthorized. | **Pacific Investment Management Company LLC**, 650 Newport Center Drive, Newport Beach, CA 92660 is regulated by the United States Securities and Exchange Commission. | **PIMCO Europe Ltd (Company No. 2604517, 11 Baker Street, London W1U 3AH, United Kingdom)** is authorised and regulated by the Financial Conduct Authority (FCA) (12 Endeavour Square, London E20 1JN) in the UK. The services provided by PIMCO Europe Ltd are not available to retail investors, who should not rely on this communication but contact their financial adviser. Since PIMCO Europe Ltd services and products are provided exclusively to professional clients, the appropriateness of such is always affirmed. **PIMCO Europe GmbH (Company No. 192083, Seidlstr. 24-24a, 80335 Munich, Germany)** is authorized and regulated by the German Federal Financial Supervisory Authority (BaFin) (Marie-Curie-Str. 24-28, 60439 Frankfurt am Main) in Germany in accordance with Section 15 of the German Securities Institutions Act (WpIG). **PIMCO Europe GmbH Italian Branch (Company No. 10005170963, Via Turati nn. 25/27 (angolo via Cavalieri n. 4) 20121 Milano, Italy)**, **PIMCO Europe GmbH Irish Branch (Company No. 909462, 57B Harcourt Street Dublin D02 F721, Ireland)**, **PIMCO Europe GmbH UK Branch (Company No. FC037712, 11 Baker Street, London W1U 3AH, UK)**, **PIMCO Europe GmbH Spanish Branch (N.I.F. W2765338E, Paseo de la Castellana 43, Oficina 05-111, 28046 Madrid, Spain)**, **PIMCO Europe GmbH French Branch (Company No. 918745621 R.C.S. Paris, 50-52 Boulevard Haussmann, 75009 Paris, France)** and **PIMCO Europe GmbH (DIFC Branch) (Company No. 9613, Unit GD-GB-00-15-BC-05-0, Level 15, Gate Building, Dubai International Financial Centre, United Arab Emirates)** are additionally supervised by: (1) **Italian Branch: the Commissione Nazionale per le Società e la Borsa (CONSOB)** (Giovanni Battista Martini, 3 - 00198 Rome) in accordance with Article 27 of the Italian Consolidated Financial Act; (2) **Irish Branch: the Central Bank of Ireland** (New Wapping Street, North Wall Quay, Dublin 1 D01 F7X3) in accordance with Regulation 43 of the European Union (Markets in Financial Instruments) Regulations 2017, as amended; (3) **UK Branch: the Financial Conduct Authority (FCA)** (12 Endeavour Square, London E20 1JN); (4) **Spanish Branch: the Comisión Nacional del Mercado de Valores (CNMV)** (Edison, 4, 28006 Madrid) in accordance with obligations stipulated in articles 168 and 203 to 224, as well as obligations contained in Title V, Section I of the Law on the Securities Market (LSM) and in articles 111, 114 and 117 of Royal Decree 217/2008, respectively, (5) **French Branch: ACPR/Banque de France** (4 Place de Budapest, CS 92459, 75436 Paris Cedex 09) in accordance with Art. 35 of Directive 2014/65/EU on markets in financial instruments and under the surveillance of ACPR and AMF and (6) **DIFC Branch: Regulated by the Dubai Financial Services Authority ("DFSA")** (Level 13, West Wing, The Gate, DIFC) in accordance with Art. 48 of the Regulatory Law 2004. The services provided by PIMCO Europe GmbH are available only to professional clients as defined in Section 67 para. 2 German Securities Trading Act (WpHG). They are not available to individual investors, who should not rely on this communication. According to Art. 56 of Regulation (EU) 565/2017, an investment company is entitled to assume that professional clients possess the necessary knowledge and experience to understand the risks associated with the relevant investment services or transactions. Since PIMCO Europe GMBH services and products are provided exclusively to professional clients, the appropriateness of such is always affirmed. **PIMCO (Schweiz) GmbH (registered in Switzerland, Company No. CH-020.4.038.582-2, Brandschenkestrasse 41 Zurich 8002, Switzerland)**. According to the Swiss Collective Investment Schemes Act of 23 June 2006 ("CISA"), an investment company is entitled to assume that professional clients possess the necessary knowledge and experience to understand the risks associated with the relevant investment services or transactions. Since PIMCO (Schweiz) GmbH services and products are provided exclusively to professional clients, the appropriateness of such is always affirmed. The services provided by PIMCO (Schweiz) GmbH are not available to retail investors, who should not rely on this communication but contact their financial adviser. **PIMCO Asia Pte Ltd** (8 Marina View, #30-01, Asia Square Tower 1, Singapore 018960, Registration No. 199804652K) is regulated by the Monetary Authority of Singapore as a holder of a capital markets services licence and an exempt financial adviser. The asset management services and investment products are not available to persons where provision of such services and products is unauthorised. | **PIMCO Asia Limited** (Suite 2201, 22nd Floor, Two International Finance Centre, No. 8 Finance Street, Central, Hong Kong) is licensed by the Securities and Futures Commission for Types 1, 4 and 9 regulated activities under the Securities and Futures Ordinance. PIMCO Asia Limited is registered as a cross-border discretionary investment manager with the Financial Supervisory Commission of Korea (Registration No. 08-02-307). The asset management services and investment products are not available to persons where provision of such services and products is unauthorised. | **PIMCO Investment Management (Shanghai) Limited**. Office address: Suite 7204, Shanghai Tower, 479 Lujiazui Ring Road, Pudong, Shanghai 200120, China (Unified social credit code: 91310115MA1K41MU72) is registered with Asset Management Association of China as Private Fund Manager (Registration No. P1071502, Type: Other). | **PIMCO Australia Pty Ltd** ABN 54 084 280 508, AFSL 246862. This publication has been prepared without taking into account the objectives, financial situation or needs of investors. Before making an investment decision, investors should obtain professional advice and consider whether the information contained herein is appropriate having regard to their objectives, financial situation and needs. To the extent it involves Pacific Investment Management Co LLC (PIMCO LLC) providing financial services to wholesale clients, PIMCO LLC is exempt from the requirement to hold an Australian financial services licence in respect of financial services provided to wholesale clients in Australia. PIMCO LLC is regulated by the Securities and Exchange Commission under US laws, which differ from Australian laws. | **PIMCO Japan Ltd**, Financial Instruments Business Registration Number is Director of Kanto Local Finance Bureau (Financial Instruments Firm) No. 382. PIMCO Japan Ltd is a member of Japan Investment Advisers Association, The Investment Trusts Association, Japan and Type II Financial Instruments Firms Association. All investments contain risk. There is no guarantee that the principal amount of the investment will be preserved, or that a certain return will be realized; the investment could suffer a loss. All profits and losses incur to the investor. The amounts, maximum amounts and calculation methodologies of each type of fee and expense and their total amounts will vary depending on the investment strategy, the status of investment performance, period of management and outstanding balance of assets and thus such fees and expenses cannot be set forth herein. | **PIMCO Taiwan Limited** is an independently operated and managed company. The reference number of business license of the company approved by the competent authority is (112) Jin Guan Tou Gu Xin Zi No. 015. The registered address of the company is 40F., No.68, Sec. 5, Zhongxiao East Rd., Xinyi District, Taipei City 110, Taiwan (R.O.C.), and the telephone number is +886 2 8729-5500. | **PIMCO Canada Corp.** (199 Bay Street, Suite 2050, Commerce Court Station, P.O. Box 363, Toronto, ON, M5L 1G2) services and products may only be available in certain provinces or territories of Canada and only through dealers authorized for that purpose. | **Note to Readers in Colombia:** This document is provided through the representative office of Pacific Investment Management Company LLC located at Carrera 7 No. 71-52 TB Piso 9, Bogotá D.C. (Promoción y oferta de los negocios y servicios del mercado de valores por parte de Pacific Investment Management Company LLC, representada en Colombia.). **Note to Readers in Brazil:** PIMCO Latin America Administradora de Carteiras Ltda. Av. Brg. Faria Lima, 3477 Itaim Bibi, São Paulo - SP 04538-132 Brazil. **Note to Readers in Argentina:** This document may be provided through the representative office of PIMCO Global Advisors LLC AVENIDA CORRIENTES, 299, Buenos Aires, Argentina. | No part of this publication may be reproduced in any form, or referred to in any other publication, without express written permission. PIMCO is a trademark of Allianz Asset Management of America LLC in the United States and throughout the world. ©2025, PIMCO.