

Income Fund

INSTITUTIONAL CLASS ACCUMULATION AND INCOME SHARES

Overall Morningstar Rating™ ★★★★★

Fund Description

The Income Fund is a portfolio that is actively managed and utilizes a broad range of fixed income securities that seek to produce an attractive level of income with a secondary goal of capital appreciation.

Investor Benefits

This fund seeks to meet the needs of investors who are targeting a competitive and consistent level of income without compromising total return. The fund aims to achieve this by employing PIMCO's best income-generating ideas across global fixed income sectors with an explicit mandate on risk-factor diversification. The fund offers daily liquidity.

The Fund Advantage

The fund taps into multiple areas of the global bond market, and employs PIMCO's vast analytical capabilities and sector expertise to help temper the risks of high income investing. This approach seeks to provide consistent income over the long term.

Risk Profile

Unit value can go up as well as down and any capital invested in the fund may be at risk. The fund may invest in non-U.S. and non-eurozone securities which involve potentially higher risks including currency fluctuations and political or economic developments. These may be enhanced when investing in emerging markets. Funds that invest in high-yield, lower-rated securities, will generally involve greater volatility and risk to principal than investments in higher-rated securities. The fund may use derivatives for hedging or as part of its investment strategy which may involve certain costs and risks. Portfolios investing in derivatives could lose more than the principal amount invested. For more details on the fund's potential risks, please read the Prospectus and Key Investor Information Document.

Key Facts

	Accumulation	Income
Bloomberg Ticker	PIMINIA	PINCMII
ISIN	IE00B87KCF77	IE00B8JDQ960
Sedol	B87KCF7	B8JDQ96
CUSIP	G7113P361	G7112M427
Valoren	19931094	19762787
WKN	A1J7HG	A1J5ZC
Inception Date	30/11/2012	30/11/2012
Distribution	-	monthly ¹
Unified Management Fee	0.55% p.a.	0.55% p.a.
Fund Type	UCITS	
Portfolio Manager	Daniel J. Ivascyn, Alfred Murata, Joshua Anderson	
Total Net Assets	99.0 (USD in Billions)	
Fund Base Currency	USD	
Share Class Currency	USD	

Fund Statistics

Effective Duration (yrs)	5.13
Benchmark Duration (yrs)	6.06
Estimated Yield to Maturity (%) [⊕]	6.55
Annualised Distribution Yield (%) [†]	6.06
Effective Maturity (yrs)	7.30
Average Credit Quality	AA-

¹This share class aims to pay dividend on a monthly basis. The dividend amount or dividend rate/yield is not guaranteed.

MANAGER

PIMCO Global Advisors (Ireland) Limited

INVESTMENT ADVISOR

Pacific Investment Management Company LLC

For questions regarding the PIMCO Funds:Global Investors Series plc, please contact the Administrator: State Street Fund Services (Ireland) Limited, Telephone +353-1-776-0142.

pimco.com

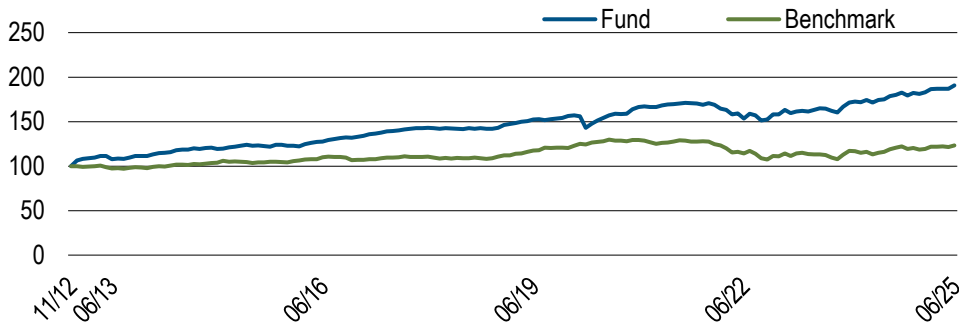


Chart shows performance from the first month-end, rebased to 100, for the Institutional Inc USD class. **Past Performance is not a guarantee or reliable indicator of future results and no guarantee is being made that similar returns will be achieved in the future.** Source: PIMCO

ABOUT THE BENCHMARK

Bloomberg U.S. Aggregate Index represents securities that are SEC-registered, taxable, and dollar denominated. The index covers the U.S. investment grade fixed rate bond market, with index components for government and corporate securities, mortgage pass-through securities, and asset-backed securities. These major sectors are subdivided into more specific indices that are calculated and reported on a regular basis. It is not possible to invest directly in an unmanaged index.

Unless otherwise stated in the prospectus, the Fund is not managed against a particular benchmark or index, and any reference to a particular benchmark or index in this factsheet is made solely for risk or performance comparison purposes.

Performance (Net of Fees)	1 Mo.	3 Mos.	6 Mos.	1 Yr.	3 Yrs.	5 Yrs.	10 Yrs.	SI
Institutional, Acc (%)	2.03	1.98	5.36	9.03	7.48	4.37	4.49	5.26
Institutional, Inc (%)	2.00	1.91	5.31	8.97	7.45	4.36	4.49	5.27
Benchmark (%)	1.54	1.21	4.02	6.08	2.55	-0.73	1.76	—

Past Performance is not a guarantee or reliable indicator of future results and no guarantee is being made that similar returns will be achieved in the future.

Calendar Year (Net of Fees)	2015	2016	2017	2018	2019	2020	2021	2022	2023	2024	YTD
Institutional, Acc (%)	2.93	8.30	7.36	0.21	9.15	6.53	2.58	-7.49	8.61	5.48	5.36
Institutional, Inc (%)	2.94	8.37	7.36	0.21	9.11	6.52	2.60	-7.52	8.66	5.43	5.31
Benchmark (%)	0.55	2.65	3.54	0.01	8.72	7.51	-1.54	-13.01	5.53	1.25	4.02

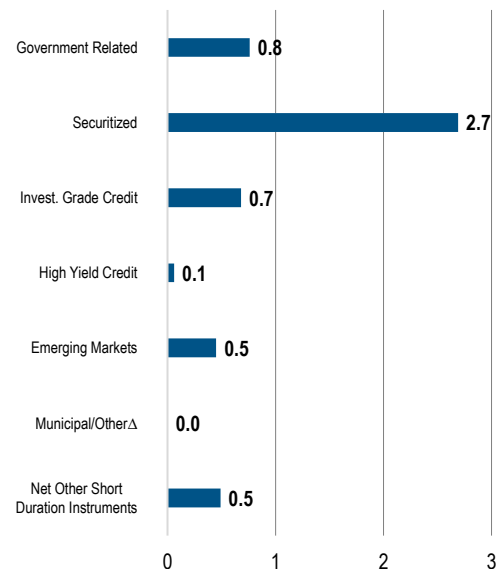
Past Performance is not a guarantee or reliable indicator of future results and no guarantee is being made that similar returns will be achieved in the future. The benchmark is the Bloomberg U.S. Aggregate Index. All periods longer than one year are annualised. SI is the performance since inception. Performance shown is on a NAV-to-NAV basis in the denominated currency and are net of fees and other expenses and include reinvestment of dividends, as applicable.

Top 10 Holdings (% Market Value)*

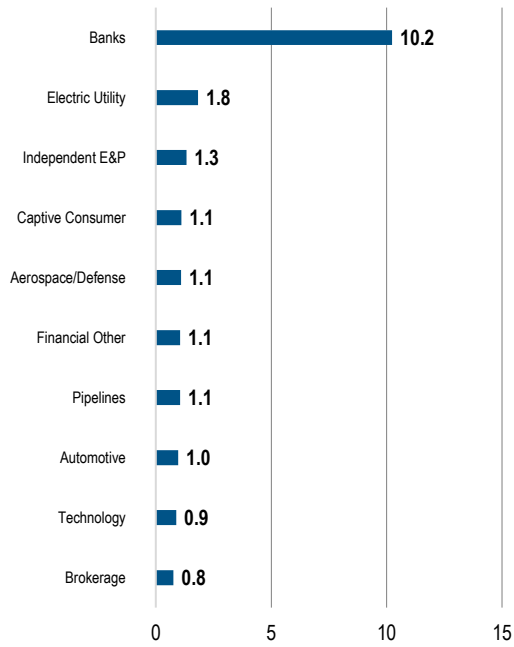
FNMA TBA 6.0% MAY 30YR	10.5
FNMA TBA 6.5% JUN 30YR	10.2
FNMA TBA 5.0% MAY 30YR	8.5
FNMA TBA 5.5% MAY 30YR	6.8
FNMA TBA 6.0% JUN 30YR	3.2
FNMA TBA 6.5% MAY 30YR	3.1
U S TREASURY INFLATE PROT BD	3.0
FNMA TBA 4.0% MAY 30YR	2.4
BNP PARIBAS ISSUANCE BV SR SEC **ABS**	1.8
U S TREASURY NOTE	1.8

*Top 10 holdings as of 03/31/2025, excluding derivatives.

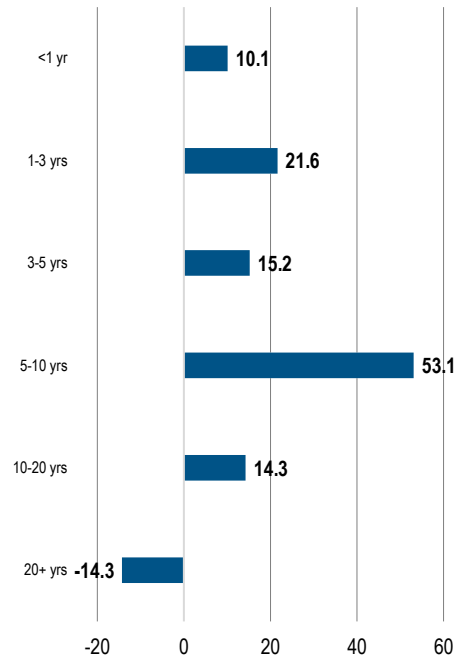
Sector Allocation (Duration in Years)



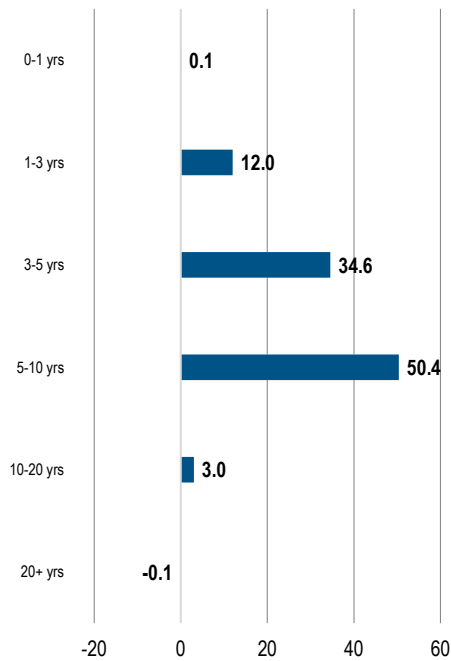
Top 10 Industries (% Market Value)



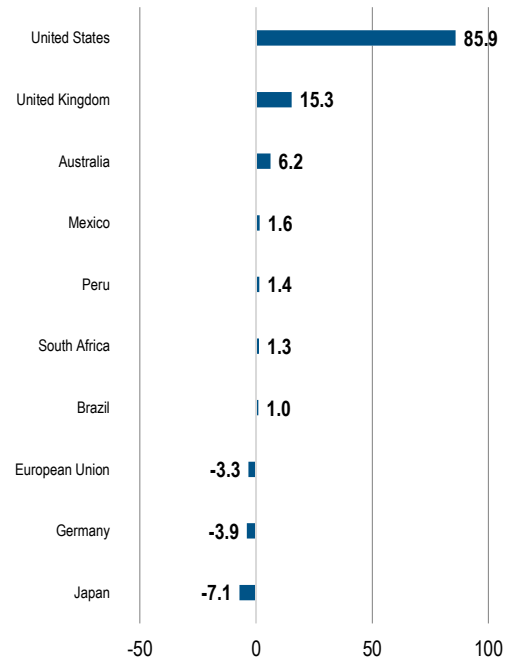
Duration (% Duration Weighted Exposure)



Maturity (% Market Value)



Top 10 Countries by Contribution to Total Duration (% Duration Weighted Exposure)



⊕PIMCO calculates a Fund's Estimated Yield to Maturity by averaging the yield to maturity of each security held in the Fund on a market weighted basis. PIMCO sources each security's yield to maturity from PIMCO's Portfolio Analytics database. When not available in PIMCO's Portfolio Analytics database, PIMCO sources the security's yield to maturity from Bloomberg. When not available in either database, PIMCO will assign a yield to maturity for that security from a PIMCO matrix based on prior data. The source data used in such circumstances is a static metric and PIMCO makes no representation as to the accuracy of the data for the purposes of calculating the Estimated Yield to Maturity. The Estimated Yield to Maturity is provided for illustrative purposes only and should not be relied upon as a primary basis for an investment decision and should not be interpreted as a guarantee or prediction of future performance of the Fund or the likely returns of any investment.¹Annualised Distribution Yield is as of last month ending 06/30/2025.²Where permitted by the investment guidelines stated in the portfolios offering documents, "other" may include exposure to, convertibles, preferred, common stock, equity-related securities, and Yankee bonds.

Duration is a measure of a portfolio's price sensitivity expressed in years. PIMCO duration calculation that adjusts the durations of credit securities to account for the potential that in the event of default investors will receive the recovery amount prior to the maturity of the security. Negative allocations may result from derivative positions and unsettled trades and does not imply the fund is short cash, is levered, or that the derivatives are not fully cash backed. Duration is the sensitivity of a fixed income security to a change in interest rates. The longer the duration of a fixed income security, the higher its sensitivity to interest rates. Duration Weighted Exposure (DWE%) is the percentage weight of each sector's contribution to the overall duration of the fund. Morningstar ratings are shown for funds with 4 or 5 star ratings only. Other share classes ratings are either lower or unavailable. A rating is not a recommendation to buy, sell or hold a fund. Copyright © 2025 Morningstar Ltd. All Rights Reserved. The information contained herein: (1) is proprietary to Morningstar and/or its content providers; (2) may not be copied or distributed; and (3) is not warranted to be accurate, complete or timely. Neither Morningstar nor its content providers are responsible for any damages or losses arising from any use of this information. Past performance is no guarantee of future results. Past performance is not a guarantee or a reliable indicator of future results and no guarantee is being made that similar returns will be achieved in the future. The value of shares of the Fund and the income accruing to them, if any, may fall or rise. Source: PIMCO, index provider for benchmark data.

PIMCO duration calculation that adjusts the durations of credit securities to account for the potential that in the event of default investors will receive the recovery amount prior to the maturity of the security.

For investors in Philippines: This material is to be used for one-on-one presentations to qualified buyer and not for public distribution. The Shares being offered or sold herein have not been registered with the Securities and Exchange Commission under the Securities Regulation Code of the Philippines. Any future offer or sale thereof is subject to registration requirements under the Code unless such offer or sale qualifies as an exempt transaction.

For investors in Malaysia: This material is to be used for one-on-one presentations to accredited or institutional investors and not for public distribution. No action has been, or will be, taken to comply with Malaysian laws for making available, offering for subscription or purchase, or issuing any invitation to subscribe for or purchase or sale of the shares in Malaysia or to persons in Malaysia as the shares are not intended by the issuer to be made available, or made the subject of any offer or invitation to subscribe or purchase, in Malaysia. Neither this document nor any document or other material in connection with the shares should be distributed, caused to be distributed or circulated in Malaysia. No person should make available or make any invitation or offer or invitation to sell or purchase the shares in Malaysia unless such person takes the necessary action to comply with Malaysian laws.

For investors in Thailand: This material is to be used for one-on-one presentations to institutional investors and not for public distribution. This material has not been approved by the Securities and Exchange Commission which takes no responsibility for its contents. No offer to the public to purchase the Shares will be made in Thailand and this material is intended to be read by the addressee only and must not be passed to, issued to, or shown to the public generally. Where applicable, this material is provided to facilitate the offering of a proposed or existing Thailand-domiciled "Foreign Investment Fund" issued by a locally licensed Thailand asset manager, which will or has invest into a fund under the umbrella of PIMCO Funds: Global Investors Series plc ("PIMCO GIS Fund"). This material has been distributed for informational purposes only and should not be considered as investment advice or a recommendation or solicitation to invest directly into any of the PIMCO GIS Fund.

PIMCO Asia Pte Ltd (8 Marina View, #30-01, Asia Square Tower 1, Singapore 018960, Registration No. 199804652K) is regulated by the Monetary Authority of Singapore as a holder of a capital markets services license and an exempt financial adviser. The asset management services and investment products are not available to persons where provision of such services and products is unauthorized. This information is not for use within any country or with respect to any person(s) where such use could constitute a violation of the applicable law.

PIMCO Funds: Global Investors Series plc is an open-ended investment company with variable capital and with segregated liability between Funds incorporated on 10 December, 1997 and is authorised in Ireland by the Central Bank as an undertaking for collective investment in transferable securities pursuant to the European Communities (Undertakings for Collective Investment in Transferable Securities) Regulations, 2011 (S.I. No. 352 of 2011) as amended. Unified management fee is a single fixed Management Fee out of which the fees of the Investment Advisers, the Administrator and Custodian shall be paid, and certain other expenses including the fees of Paying Agents (and other local representatives) in jurisdictions where the Funds are registered. PIMCO is a trademark of Allianz Asset Management of America LLC in the United States and throughout the world. © 2025, PIMCO.