



P I M C O

PIMCO Funds

# Prospectus

July 31, 2023 (as supplemented January 5, 2024)

## Tax-Efficient Strategy Funds

	Inst	I-2	I-3	A	C	C-2
PIMCO California Intermediate Municipal Bond Fund	PCIMX	PCIPX	–	PCMBX	PCFCX	–
PIMCO California Municipal Bond Fund	PCTIX	PCTPX	–	PCTTX	PCTGX	–
PIMCO California Short Duration Municipal Income Fund	PCDIX	PCDPX	–	PCDAX	–	–
PIMCO High Yield Municipal Bond Fund	PHMIX	PYMPX	PYMNX	PYMAX	PYMCX	–
PIMCO Municipal Bond Fund	PFMIX	PMUPX	PMUNX	PMLAX	PMLCX	–
PIMCO National Intermediate Municipal Bond Fund	PMNIX	PMNPX	–	PMNTX	PMNNX	–
PIMCO New York Municipal Bond Fund	PNYIX	PNYPX	PNYNX	PNYAX	PBFCX	–
PIMCO Short Duration Municipal Income Fund	PSDIX	PSDPX	PSDUX	PSDAX	PSDCX	PCCMX



# Table of Contents

	Page
<b>Fund Summaries</b>	1
PIMCO California Intermediate Municipal Bond Fund	1
PIMCO California Municipal Bond Fund	5
PIMCO California Short Duration Municipal Income Fund	9
PIMCO High Yield Municipal Bond Fund	13
PIMCO Municipal Bond Fund	17
PIMCO National Intermediate Municipal Bond Fund	21
PIMCO New York Municipal Bond Fund	25
PIMCO Short Duration Municipal Income Fund	29
Summary of Other Important Information Regarding Fund Shares	33
<b>Description of Principal Risks</b>	34
<b>Disclosure of Portfolio Holdings</b>	43
<b>Management of the Funds</b>	44
<b>Classes of Shares</b>	47
<b>Purchases, Redemptions and Exchanges</b>	54
<b>How Fund Shares are Priced</b>	61
<b>Fund Distributions</b>	63
<b>Tax Consequences</b>	63
<b>Characteristics and Risks of Securities and Investment Techniques</b>	65
<b>Financial Highlights</b>	82
<b>Appendix A - Description of Securities Ratings</b>	A-1
<b>Appendix B - Financial Firm-Specific Sales Charge Waivers and Discounts</b>	B-1

## Investment Objective

The Fund seeks high current income exempt from federal and California income tax. Capital appreciation is a secondary objective.

## Fees and Expenses of the Fund

This table describes the fees and expenses that you may pay if you buy, hold and sell shares of the Fund. You may pay other fees, such as brokerage commissions and other fees to financial intermediaries, which are not reflected in the table and example below. You may qualify for sales charge discounts if you and your family invest, or agree to invest in the future, at least \$100,000 in Class A shares of eligible funds offered by PIMCO Equity Series and PIMCO Funds. More information about these and other discounts is available in the "Classes of Shares" section on page 47 of the Fund's prospectus, Appendix B to the Fund's prospectus (Financial Firm-Specific Sales Charge Waivers and Discounts) or from your financial professional.

### Shareholder Fees (fees paid directly from your investment):

	Inst Class	I-2	Class A	Class C
Maximum Sales Charge (Load) Imposed on Purchases (as a percentage of offering price)	None	None	2.25%	None
Maximum Deferred Sales Charge (Load) (as a percentage of the lower of the original purchase price or redemption price)	None	None	1.00%	1.00%

### Annual Fund Operating Expenses (expenses that you pay each year as a percentage of the value of your investment):

	Inst Class	I-2	Class A	Class C
Management Fees	0.445%	0.545%	0.525%	0.525%
Distribution and/or Service (12b-1) Fees	N/A	N/A	0.25%	1.00%
Other Expenses <sup>(1)</sup>	0.01%	0.01%	0.01%	0.01%
<b>Total Annual Fund Operating Expenses</b>	<b>0.455%</b>	<b>0.555%</b>	<b>0.785%</b>	<b>1.535%</b>

<sup>1</sup> "Other Expenses" include interest expense of 0.01%. Interest expense is borne by the Fund separately from the management fees paid to Pacific Investment Management Company LLC ("PIMCO"). Excluding interest expense, Total Annual Fund Operating Expenses are 0.445%, 0.545%, 0.775%, and 1.525% for Institutional Class, I-2, Class A and Class C shares, respectively.

**Example.** The Example is intended to help you compare the cost of investing in Institutional Class, I-2, Class A or Class C shares of the Fund with the costs of investing in other mutual funds. The Example assumes that you invest \$10,000 in the noted class of shares for the time periods indicated, and then hold or redeem all your shares at the end of those periods. The Example also assumes that your investment has a 5% return each year and that the Fund's operating expenses remain the same. Although your actual costs may be higher or lower, based on these assumptions your costs would be:

### If you redeem your shares at the end of each period:

	1 Year	3 Years	5 Years	10 Years
Institutional Class	\$47	\$146	\$255	\$573
I-2	\$57	\$178	\$310	\$695
Class A	\$303	\$470	\$651	\$1,175
Class C	\$256	\$485	\$837	\$1,829

### If you do not redeem your shares:

	1 Year	3 Years	5 Years	10 Years
Class A	\$303	\$470	\$651	\$1,175
Class C	\$156	\$485	\$837	\$1,829

## Portfolio Turnover

The Fund pays transaction costs when it buys and sells securities (or "turns over" its portfolio). A higher portfolio turnover rate may indicate higher transaction costs and may result in higher taxes when Fund shares are held in a taxable account. These costs, which are not reflected in the Annual Fund Operating Expenses or in the Example tables, affect the Fund's performance. During the most recent fiscal year, the Fund's portfolio turnover rate was 69% of the average value of its portfolio.

## Principal Investment Strategies

The Fund seeks to achieve its investment objective by investing under normal circumstances at least 80% of its assets in debt securities whose interest is, in the opinion of bond counsel for the issuer at the time of issuance, exempt from regular federal income tax and California income tax ("California Municipal Bonds"). California Municipal Bonds generally are issued by or on behalf of the State of California and its political subdivisions, financing authorities and their agencies. The Fund may invest in debt securities of an issuer located outside of California whose interest is, in the opinion of bond counsel for the issuer at the time of issuance, exempt from regular federal income tax and California income tax. By concentrating its investments in California, the Fund will be subject to California State-Specific Risk.

The Fund may invest without limitation in "private activity" bonds whose interest is a tax-preference item for purposes of the federal alternative minimum tax ("AMT"). For shareholders subject to the AMT, a substantial portion of the Fund's distributions may not be exempt from federal income tax. The Fund may invest 25% or more of its total assets in debt securities whose interest is, in the opinion of bond counsel for the issuer at the time of issuance, exempt from federal income tax ("Municipal Bonds") that finance education, health care, housing, transportation, utilities and other similar projects, and 25% or more of its total assets in industrial development bonds. The Fund may invest the remainder of its net assets in other types of Fixed Income Instruments. "Fixed Income Instruments" include bonds, debt securities and other similar instruments issued by various U.S. and non-U.S. public- or private-sector entities. The average portfolio duration of this Fund normally varies within (negative) 2 years to positive 4 years of the portfolio duration of the securities comprising the Bloomberg California

# PIMCO California Intermediate Municipal Bond Fund

---

Intermediate Municipal Bond Index, as calculated by Pacific Investment Management Company LLC ("PIMCO"), which as of May 31, 2023 was 4.96 years. Duration is a measure used to determine the sensitivity of a security's price to changes in interest rates. The longer a security's duration, the more sensitive it will be to changes in interest rates. The portfolio manager focuses on bonds with the potential to offer attractive current income, typically looking for bonds that can provide consistently attractive current yields or that are trading at competitive market prices. Capital appreciation, if any, generally arises from decreases in interest rates or improving credit fundamentals for a particular state, municipality or issuer.

The Fund invests primarily in investment grade debt securities, but may invest up to 10% of its total assets in high yield securities ("junk bonds"), as rated by Moody's Investors Service, Inc. ("Moody's"), Standard & Poor's Ratings Services ("S&P") or Fitch, Inc. ("Fitch"), or, if unrated, as determined by PIMCO. In the event that ratings services assign different ratings to the same security, PIMCO will use the highest rating as the credit rating for that security.

The Fund may invest in derivative instruments, such as options, futures contracts or swap agreements, or in mortgage- or asset-backed securities. The Fund may purchase or sell securities on a when-issued, delayed delivery or forward commitment basis and may engage in short sales. The Fund may also invest in securities issued by entities, such as trusts, whose underlying assets are municipal bonds, including, without limitation, residual interest bonds. The Fund may, without limitation, seek to obtain market exposure to the securities in which it primarily invests by entering into a series of purchase and sale contracts or by using other investment techniques (such as buy backs or dollar rolls). The Fund may also invest up to 10% of its total assets in preferred securities.

## Principal Risks

It is possible to lose money on an investment in the Fund. The principal risks of investing in the Fund, which could adversely affect its net asset value, yield and total return, are listed below.

**Interest Rate Risk:** the risk that fixed income securities will fluctuate in value because of a change in interest rates; a fund with a longer average portfolio duration will be more sensitive to changes in interest rates than a fund with a shorter average portfolio duration

**Call Risk:** the risk that an issuer may exercise its right to redeem a fixed income security earlier than expected (a call). Issuers may call outstanding securities prior to their maturity for a number of reasons (e.g., declining interest rates, changes in credit spreads and improvements in the issuer's credit quality). If an issuer calls a security that the Fund has invested in, the Fund may not recoup the full amount of its initial investment or may not realize the full anticipated earnings from the investment and may be forced to reinvest in lower-yielding securities, securities with greater credit risks or securities with other, less favorable features

**Credit Risk:** the risk that the Fund could lose money if the issuer or guarantor of a fixed income security, or the counterparty to a derivative

contract, or the issuer or guarantor of collateral, is unable or unwilling, or is perceived (whether by market participants, rating agencies, pricing services or otherwise) as unable or unwilling, to meet its financial obligations

**High Yield Risk:** the risk that high yield securities and unrated securities of similar credit quality (commonly known as "junk bonds") are subject to greater levels of credit, call and liquidity risks. High yield securities are considered primarily speculative with respect to the issuer's continuing ability to make principal and interest payments, and may be more volatile than higher-rated securities of similar maturity

**Market Risk:** the risk that the value of securities owned by the Fund may go up or down, sometimes rapidly or unpredictably, due to factors affecting securities markets generally or particular industries

**Issuer Risk:** the risk that the value of a security may decline for a reason directly related to the issuer, such as management performance, changes in financial condition or credit rating, financial leverage, reputation or reduced demand for the issuer's goods or services

**Liquidity Risk:** the risk that a particular investment may be difficult to purchase or sell and that the Fund may be unable to sell illiquid investments at an advantageous time or price or achieve its desired level of exposure to a certain sector. Liquidity risk may result from the lack of an active market, reduced number and capacity of traditional market participants to make a market in fixed income securities, and may be magnified in a rising interest rate environment or other circumstances where investor redemptions from fixed income funds may be higher than normal, causing increased supply in the market due to selling activity

**Derivatives Risk:** the risk of investing in derivative instruments (such as forwards, futures, swaps and structured securities) and other similar investments, including leverage, liquidity, interest rate, market, counterparty (including credit), operational, legal and management risks, and valuation complexity. Changes in the value of a derivative or other similar investments may not correlate perfectly with, and may be more sensitive to market events than, the underlying asset, rate or index, and the Fund could lose more than the initial amount invested. Changes in the value of a derivative or other similar instrument may also create margin delivery or settlement payment obligations for the Fund. The Fund's use of derivatives or other similar investments may result in losses to the Fund, a reduction in the Fund's returns and/or increased volatility. Over-the-counter ("OTC") derivatives or other similar investments are also subject to the risk that a counterparty to the transaction will not fulfill its contractual obligations to the other party, as many of the protections afforded to centrally-cleared derivative transactions might not be available for OTC derivatives or other similar investments. The primary credit risk on derivatives that are exchange-traded or traded through a central clearing counterparty resides with the Fund's clearing broker or the clearinghouse. Changes in regulation relating to a registered fund's use of derivatives and related instruments could potentially limit or impact the Fund's ability to invest in derivatives, limit the Fund's ability to employ certain strategies that use derivatives or other similar investments and/or adversely affect the

value of derivatives or other similar investments and the Fund's performance

**Equity Risk:** the risk that the value of equity securities, such as common stocks and preferred securities, may decline due to general market conditions which are not specifically related to a particular company or to factors affecting a particular industry or industries. Equity securities generally have greater price volatility than fixed income securities

**Mortgage-Related and Other Asset-Backed Securities Risk:** the risks of investing in mortgage-related and other asset-backed securities, including interest rate risk, extension risk, prepayment risk and credit risk. The Fund may invest in any tranche of mortgage-related or other asset-backed securities, including junior and/or equity tranches (to the extent consistent with other of the Fund's guidelines), which generally carry higher levels of the foregoing risks

**Leveraging Risk:** the risk that certain transactions of the Fund, such as reverse repurchase agreements, loans of portfolio securities, and the use of when-issued, delayed delivery or forward commitment transactions, or derivative instruments, may give rise to leverage, magnifying gains and losses and causing the Fund to be more volatile than if it had not been leveraged. This means that leverage entails a heightened risk of loss

**Management Risk:** the risk that the investment techniques and risk analyses applied by PIMCO will not produce the desired results and that actual or potential conflicts of interest, legislative, regulatory, or tax restrictions, policies or developments may affect the investment techniques available to PIMCO and the individual portfolio managers in connection with managing the Fund and may cause PIMCO to restrict or prohibit participation in certain investments. There is no guarantee that the investment objective of the Fund will be achieved

**AMT Bonds Risk:** the risk that "AMT Bonds," which are municipal securities that pay interest that is taxable under the federal alternative minimum tax applicable to noncorporate taxpayers, may expose the Fund to certain risks in addition to those typically associated with municipal bonds. Interest or principal on AMT Bonds paid out of current or anticipated revenues from a specific project or specific asset may be adversely impacted by declines in revenue from the project or asset. Declines in general business activity could also affect the economic viability of facilities that are the sole source of revenue to support AMT Bonds. In this regard, AMT Bonds may entail greater risks than general obligation municipal bonds. For shareholders subject to the federal alternative minimum tax, a portion of the Fund's distributions may not be exempt from gross federal income, which may give rise to alternative minimum tax liability

**Municipal Bond Risk:** the risk that a Fund may be affected significantly by the economic, regulatory or political developments affecting the ability of issuers of Municipal Bonds to pay interest or repay principal

**California State-Specific Risk:** the risk that by concentrating its investments in California Municipal Bonds, the Fund may be affected

significantly by economic, regulatory or political developments affecting the ability of California issuers to pay interest or repay principal

**Municipal Project-Specific Risk:** the risk that the Fund may be more sensitive to adverse economic, business or political developments if it invests a substantial portion of its assets in the bonds of similar projects (such as those relating to education, health care, housing, transportation, and utilities), industrial development bonds, or in bonds from issuers in a single state

**Short Exposure Risk:** the risk of entering into short sales or other short positions, including the potential loss of more money than the actual cost of the investment, and the risk that the third party to the short sale or other short position will not fulfill its contractual obligations, causing a loss to the Fund

Please see "Description of Principal Risks" in the Fund's prospectus for a more detailed description of the risks of investing in the Fund. An investment in the Fund is not a deposit of a bank and is not insured or guaranteed by the Federal Deposit Insurance Corporation or any other government agency.

## Performance Information

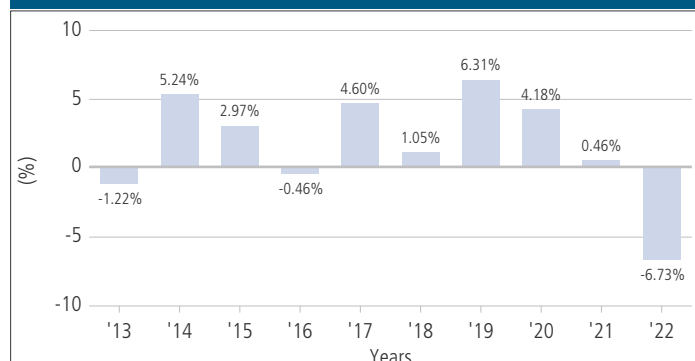
The performance information shows summary performance information for the Fund in a bar chart and an Average Annual Total Returns table. The information provides some indication of the risks of investing in the Fund by showing changes in its performance from year to year and by showing how the Fund's average annual returns compare with the returns of a broad-based securities market index and an index of similar funds. Absent any applicable fee waivers and/or expense limitations, performance would have been lower. The bar chart shows performance of the Fund's Institutional Class shares. Performance for Class A and Class C shares in the Average Annual Total Returns table reflects the impact of sales charges. *The Fund's past performance, before and after taxes, is not necessarily an indication of how the Fund will perform in the future.*

The Bloomberg California Intermediate Municipal Bond Index is an unmanaged index comprised of California Municipal Bond Issues having maturities of at least five years and less than ten years and consists of a broad selection of investment-grade general obligation and revenue bonds of maturities ranging from one year to 30 years. The index is made up of all investment grade municipal bonds issued after 12/31/90 having a remaining maturity of at least one year. The Lipper California Intermediate Municipal Debt Funds Average is a total return performance average of funds tracked by Lipper, Inc. that invest at least 65% of their assets in municipal debt issues that are exempt from taxation in California, with dollar weighted maturities of five to ten years.

Performance for the Fund is updated daily and quarterly and may be obtained as follows: daily and quarterly updates on the net asset value and performance page at <https://www.pimco.com/en-us/product-finder>.

# PIMCO California Intermediate Municipal Bond Fund

## Calendar Year Total Returns — Institutional Class



Best Quarter	December 31, 2022	3.28%
Worst Quarter	March 31, 2022	-5.66%
Year-to-Date	June 30, 2023	1.90%

## Other Important Information Regarding Fund Shares

For important information about purchase and sale of Fund shares, tax information, and payments to broker-dealers and other financial intermediaries, please turn to the “Summary of Other Important Information Regarding Fund Shares” section on page 33 of this prospectus.

## Average Annual Total Returns (for periods ended 12/31/22)

	1 Year	5 Years	10 Years
Institutional Class Return Before Taxes	-6.73%	0.95%	1.57%
Institutional Class Return After Taxes on Distributions <sup>(1)</sup>	-6.81%	0.91%	1.53%
Institutional Class Return After Taxes on Distributions and Sales of Fund Shares <sup>(1)</sup>	-3.21%	1.21%	1.71%
I-2 Return Before Taxes	-6.82%	0.85%	1.47%
Class A Return Before Taxes	-9.13%	0.17%	0.85%
Class C Return Before Taxes	-8.65%	-0.13%	0.48%
Bloomberg California Intermediate Municipal Bond Index (reflects no deductions for fees, expenses or taxes)	-5.90%	1.31%	1.95%
Lipper California Intermediate Municipal Debt Funds Average (reflects no deductions for taxes)	-6.80%	0.77%	1.39%

<sup>1</sup> After-tax returns are calculated using the highest historical individual federal marginal income tax rates and do not reflect the impact of state and local taxes. Actual after-tax returns depend on an investor's tax situation and may differ from those shown, and the after-tax returns shown are not relevant to investors who hold their Fund shares through tax-deferred arrangements, such as 401(k) plans or individual retirement accounts. In some cases the return after taxes may exceed the return before taxes due to an assumed tax benefit from any losses on a sale of Fund shares at the end of the measurement period. After-tax returns are for Institutional Class shares only. After-tax returns for other classes will vary.

## Investment Adviser/Portfolio Managers



PIMCO serves as the investment adviser for the Fund. The Fund's portfolio is jointly and primarily managed by David Hammer and Kyle Christine. Mr. Hammer is a Managing Director of PIMCO, and he has managed the Fund since June

2016. Mr. Christine is a Senior Vice President of PIMCO, and he has managed the Fund since April 2023.

## Investment Objective

The Fund seeks high current income exempt from federal and California income tax.

## Fees and Expenses of the Fund

This table describes the fees and expenses that you may pay if you buy, hold and sell shares of the Fund. You may pay other fees, such as brokerage commissions and other fees to financial intermediaries, which are not reflected in the table and example below. You may qualify for sales charge discounts if you and your family invest, or agree to invest in the future, at least \$100,000 in Class A shares of eligible funds offered by PIMCO Equity Series and PIMCO Funds. More information about these and other discounts is available in the "Classes of Shares" section on page 47 of the Fund's prospectus, Appendix B to the Fund's prospectus (Financial Firm-Specific Sales Charge Waivers and Discounts) or from your financial professional.

### Shareholder Fees (fees paid directly from your investment):

	Inst Class	I-2	Class A	Class C
Maximum Sales Charge (Load) Imposed on Purchases (as a percentage of offering price)	None	None	2.25%	None
Maximum Deferred Sales Charge (Load) (as a percentage of the lower of the original purchase price or redemption price)	None	None	1.00%	1.00%

### Annual Fund Operating Expenses (expenses that you pay each year as a percentage of the value of your investment):

	Inst Class	I-2	Class A	Class C
Management Fees	0.44%	0.54%	0.54%	0.54%
Distribution and/or Service (12b-1) Fees	N/A	N/A	0.25%	1.00%
Other Expenses <sup>(1)</sup>	0.01%	0.01%	0.01%	0.01%
<b>Total Annual Fund Operating Expenses</b>	<b>0.45%</b>	<b>0.55%</b>	<b>0.80%</b>	<b>1.55%</b>

<sup>1</sup> "Other Expenses" include interest expense of 0.01%. Interest expense is borne by the Fund separately from the management fees paid to Pacific Investment Management Company LLC ("PIMCO"). Excluding interest expense, Total Annual Fund Operating Expenses are 0.44%, 0.54%, 0.79%, and 1.54% for Institutional Class, I-2, Class A and Class C shares, respectively.

**Example.** The Example is intended to help you compare the cost of investing in Institutional Class, I-2, Class A or Class C shares of the Fund with the costs of investing in other mutual funds. The Example assumes that you invest \$10,000 in the noted class of shares for the time periods indicated, and then hold or redeem all your shares at the end of those periods. The Example also assumes that your investment has a 5% return each year and that the Fund's operating expenses remain the same. Although your actual costs may be higher or lower, based on these assumptions your costs would be:

### If you redeem your shares at the end of each period:

	1 Year	3 Years	5 Years	10 Years
Institutional Class	\$46	\$144	\$252	\$567
I-2	\$56	\$176	\$307	\$689
Class A	\$305	\$475	\$659	\$1,193
Class C	\$258	\$490	\$845	\$1,845

### If you do not redeem your shares:

	1 Year	3 Years	5 Years	10 Years
Class A	\$305	\$475	\$659	\$1,193
Class C	\$158	\$490	\$845	\$1,845

## Portfolio Turnover

The Fund pays transaction costs when it buys and sells securities (or "turns over" its portfolio). A higher portfolio turnover rate may indicate higher transaction costs and may result in higher taxes when Fund shares are held in a taxable account. These costs, which are not reflected in the Annual Fund Operating Expenses or in the Example tables, affect the Fund's performance. During the most recent fiscal year, the Fund's portfolio turnover rate was 78% of the average value of its portfolio.

## Principal Investment Strategies

The Fund seeks to achieve its investment objective by investing under normal circumstances at least 80% of its assets in debt securities whose interest is, in the opinion of bond counsel for the issuer at the time of issuance, exempt from regular federal income tax and California income tax ("California Municipal Bonds"). California Municipal Bonds generally are issued by or on behalf of the State of California and its political subdivisions, financing authorities and their agencies. The Fund may invest in debt securities of an issuer located outside of California whose interest is, in the opinion of bond counsel for the issuer at the time of issuance, exempt from regular federal income tax and California income tax. By concentrating its investments in California, the Fund will be subject to California State-Specific Risk.

The Fund may invest in Fixed Income Instruments which include bonds, debt securities and other similar instruments issued by various U.S. and non-U.S. public- or private-sector entities. The Fund may invest without limitation in "private activity" bonds whose interest is a tax-preference item for purposes of the federal alternative minimum tax ("AMT"). For shareholders subject to the AMT, a substantial portion of the Fund's distributions may not be exempt from federal income tax. The Fund may invest 25% or more of its total assets in debt securities whose interest is, in the opinion of bond counsel for the issuer at the time of issuance, exempt from federal income tax ("Municipal Bonds") that finance education, health care, housing, transportation, utilities and other similar projects, and 25% or more of its total assets in industrial development bonds. The Fund may invest the remainder of its net assets in other types of Fixed Income Instruments. "Fixed Income Instruments" include bonds, debt securities and other similar instruments issued by various U.S. and non-U.S. public- or private-sector entities. The average

# PIMCO California Municipal Bond Fund

---

portfolio duration of this Fund normally varies within (negative) 2 years to positive 4 years of the portfolio duration of the securities comprising the Bloomberg California Municipal Bond Index, as calculated by Pacific Investment Management Company LLC ("PIMCO"), which as of May 31, 2023 was 6.11 years. Duration is a measure used to determine the sensitivity of a security's price to changes in interest rates. The longer a security's duration, the more sensitive it will be to changes in interest rates. The portfolio manager focuses on bonds with the potential to offer attractive current income, typically looking for bonds that can provide consistently attractive current yields or that are trading at competitive market prices. Capital appreciation, if any, generally arises from decreases in interest rates or improving credit fundamentals for a particular state, municipality or issuer.

The Fund invests primarily in investment grade debt securities, but may invest up to 20% of its total assets in high yield securities ("junk bonds"), as rated by Moody's Investors Service, Inc. ("Moody's"), Standard & Poor's Ratings Services ("S&P") or Fitch, Inc. ("Fitch"), or, if unrated, as determined by PIMCO. In the event that ratings services assign different ratings to the same security, PIMCO will use the highest rating as the credit rating for that security.

The Fund may invest in derivative instruments, such as options, futures contracts or swap agreements, or in mortgage- or asset backed securities. The Fund may purchase or sell securities on a when-issued, delayed delivery or forward commitment basis and may engage in short sales. The Fund may also invest in securities issued by entities, such as trusts, whose underlying assets are municipal bonds, including, without limitation, residual interest bonds. The Fund may, without limitation, seek to obtain market exposure to the securities in which it primarily invests by entering into a series of purchase and sale contracts or by using other investment techniques (such as buy backs or dollar rolls). The Fund may also invest up to 10% of its total assets in preferred securities.

## Principal Risks

It is possible to lose money on an investment in the Fund. The principal risks of investing in the Fund, which could adversely affect its net asset value, yield and total return, are listed below.

**Small Fund Risk:** the risk that a smaller fund may not achieve investment or trading efficiencies. Additionally, a smaller fund may be more adversely affected by large purchases or redemptions of fund shares

**Interest Rate Risk:** the risk that fixed income securities will fluctuate in value because of a change in interest rates; a fund with a longer average portfolio duration will be more sensitive to changes in interest rates than a fund with a shorter average portfolio duration

**Call Risk:** the risk that an issuer may exercise its right to redeem a fixed income security earlier than expected (a call). Issuers may call outstanding securities prior to their maturity for a number of reasons (e.g., declining interest rates, changes in credit spreads and improvements in the issuer's credit quality). If an issuer calls a security that the Fund has invested in, the Fund may not recoup the full amount

of its initial investment or may not realize the full anticipated earnings from the investment and may be forced to reinvest in lower-yielding securities, securities with greater credit risks or securities with other, less favorable features

**Credit Risk:** the risk that the Fund could lose money if the issuer or guarantor of a fixed income security, or the counterparty to a derivative contract, or the issuer or guarantor of collateral, is unable or unwilling, or is perceived (whether by market participants, rating agencies, pricing services or otherwise) as unable or unwilling, to meet its financial obligations

**High Yield Risk:** the risk that high yield securities and unrated securities of similar credit quality (commonly known as "junk bonds") are subject to greater levels of credit, call and liquidity risks. High yield securities are considered primarily speculative with respect to the issuer's continuing ability to make principal and interest payments, and may be more volatile than higher-rated securities of similar maturity

**Market Risk:** the risk that the value of securities owned by the Fund may go up or down, sometimes rapidly or unpredictably, due to factors affecting securities markets generally or particular industries

**Issuer Risk:** the risk that the value of a security may decline for a reason directly related to the issuer, such as management performance, changes in financial condition or credit rating, financial leverage, reputation or reduced demand for the issuer's goods or services

**Liquidity Risk:** the risk that a particular investment may be difficult to purchase or sell and that the Fund may be unable to sell illiquid investments at an advantageous time or price or achieve its desired level of exposure to a certain sector. Liquidity risk may result from the lack of an active market, reduced number and capacity of traditional market participants to make a market in fixed income securities, and may be magnified in a rising interest rate environment or other circumstances where investor redemptions from fixed income funds may be higher than normal, causing increased supply in the market due to selling activity

**Derivatives Risk:** the risk of investing in derivative instruments (such as forwards, futures, swaps and structured securities) and other similar investments, including leverage, liquidity, interest rate, market, counterparty (including credit), operational, legal and management risks, and valuation complexity. Changes in the value of a derivative or other similar investments may not correlate perfectly with, and may be more sensitive to market events than, the underlying asset, rate or index, and the Fund could lose more than the initial amount invested. Changes in the value of a derivative or other similar instrument may also create margin delivery or settlement payment obligations for the Fund. The Fund's use of derivatives or other similar investments may result in losses to the Fund, a reduction in the Fund's returns and/or increased volatility. Over-the-counter ("OTC") derivatives or other similar investments are also subject to the risk that a counterparty to the transaction will not fulfill its contractual obligations to the other party, as many of the protections afforded to centrally-cleared derivative transactions might not be available for OTC derivatives or other similar

investments. The primary credit risk on derivatives that are exchange-traded or traded through a central clearing counterparty resides with the Fund's clearing broker or the clearinghouse. Changes in regulation relating to a registered fund's use of derivatives and related instruments could potentially limit or impact the Fund's ability to invest in derivatives, limit the Fund's ability to employ certain strategies that use derivatives or other similar investments and/or adversely affect the value of derivatives or other similar investments and the Fund's performance

**Equity Risk:** the risk that the value of equity securities, such as common stocks and preferred securities, may decline due to general market conditions which are not specifically related to a particular company or to factors affecting a particular industry or industries. Equity securities generally have greater price volatility than fixed income securities

**Mortgage-Related and Other Asset-Backed Securities Risk:** the risks of investing in mortgage-related and other asset-backed securities, including interest rate risk, extension risk, prepayment risk and credit risk. The Fund may invest in any tranche of mortgage-related or other asset-backed securities, including junior and/or equity tranches (to the extent consistent with other of the Fund's guidelines), which generally carry higher levels of the foregoing risks

**Leveraging Risk:** the risk that certain transactions of the Fund, such as reverse repurchase agreements, loans of portfolio securities, and the use of when-issued, delayed delivery or forward commitment transactions, or derivative instruments, may give rise to leverage, magnifying gains and losses and causing the Fund to be more volatile than if it had not been leveraged. This means that leverage entails a heightened risk of loss

**Management Risk:** the risk that the investment techniques and risk analyses applied by PIMCO will not produce the desired results and that actual or potential conflicts of interest, legislative, regulatory, or tax restrictions, policies or developments may affect the investment techniques available to PIMCO and the individual portfolio managers in connection with managing the Fund and may cause PIMCO to restrict or prohibit participation in certain investments. There is no guarantee that the investment objective of the Fund will be achieved

**Municipal Bond Risk:** the risk that a Fund may be affected significantly by the economic, regulatory or political developments affecting the ability of issuers of Municipal Bonds to pay interest or repay principal

**California State-Specific Risk:** the risk that by concentrating its investments in California Municipal Bonds, the Fund may be affected significantly by economic, regulatory or political developments affecting the ability of California issuers to pay interest or repay principal

**AMT Bonds Risk:** the risk that "AMT Bonds," which are municipal securities that pay interest that is taxable under the federal alternative minimum tax applicable to noncorporate taxpayers, may expose the Fund to certain risks in addition to those typically associated with municipal bonds. Interest or principal on AMT Bonds paid out of

current or anticipated revenues from a specific project or specific asset may be adversely impacted by declines in revenue from the project or asset. Declines in general business activity could also affect the economic viability of facilities that are the sole source of revenue to support AMT Bonds. In this regard, AMT Bonds may entail greater risks than general obligation municipal bonds. For shareholders subject to the federal alternative minimum tax, a portion of the Fund's distributions may not be exempt from gross federal income, which may give rise to alternative minimum tax liability

**Municipal Project-Specific Risk:** the risk that the Fund may be more sensitive to adverse economic, business or political developments if it invests a substantial portion of its assets in the bonds of similar projects (such as those relating to education, health care, housing, transportation, and utilities), industrial development bonds, or in bonds from issuers in a single state

**Short Exposure Risk:** the risk of entering into short sales or other short positions, including the potential loss of more money than the actual cost of the investment, and the risk that the third party to the short sale or other short position will not fulfill its contractual obligations, causing a loss to the Fund

Please see "Description of Principal Risks" in the Fund's prospectus for a more detailed description of the risks of investing in the Fund. An investment in the Fund is not a deposit of a bank and is not insured or guaranteed by the Federal Deposit Insurance Corporation or any other government agency.

## Performance Information

The performance information shows summary performance information for the Fund in a bar chart and an Average Annual Total Returns table. The information provides some indication of the risks of investing in the Fund by showing changes in its performance from year to year and by showing how the Fund's average annual returns compare with the returns of a broad-based securities market index and an index of similar funds. Absent any applicable fee waivers and/or expense limitations, performance would have been lower. The bar chart shows performance of the Fund's Institutional Class shares. Performance for Class A and Class C shares in the Average Annual Total Returns table reflects the impact of sales charges. *The Fund's past performance, before and after taxes, is not necessarily an indication of how the Fund will perform in the future.*

The Bloomberg California Municipal Bond Index is the California component of the Bloomberg Municipal Bond Index, which consists of a broad selection of investment-grade general obligation and revenue bonds of maturities ranging from one year to 30 years. It is an unmanaged index representative of the tax-exempt bond market. The index is made up of all investment-grade municipal bonds issued after 12/31/90 having a remaining maturity of at least one year. It is not possible to invest directly in an unmanaged index. To be included in the Index, bonds must be rated investment-grade (Baa3/ BBB- or higher) by at least two of the following ratings agencies: Moody's, S&P and Fitch. If only two of the three agencies rate the security, the lower rating is used

# PIMCO California Municipal Bond Fund

to determine index eligibility. If only one of the three agencies rates a security, the rating must be investment-grade. They must have an outstanding par value of at least \$7 million and be issued as part of a transaction of at least \$75 million. The bonds must be fixed rate, have a dated-date after December 31, 1990, and must be at least one year from their maturity date. Remarketed issues, taxable municipal bonds, bonds with floating rates, and derivatives, are excluded from the benchmark. The Lipper California Municipal Debt Funds Average is a total return performance average of Funds tracked by Lipper, Inc. that invest at least 65% of its assets in municipal debt issues that are exempt from taxation in California, with dollar-weighted average maturities of ten years or more.

Performance for the Fund is updated daily and quarterly and may be obtained as follows: daily and quarterly updates on the net asset value and performance page at <https://www.pimco.com/en-us/product-finder>.

<sup>2</sup> The Lipper Average's since inception return is determined from the nearest month-end following the Fund's inception date and not from the actual inception date of the Fund.

## Investment Adviser/Portfolio Managers



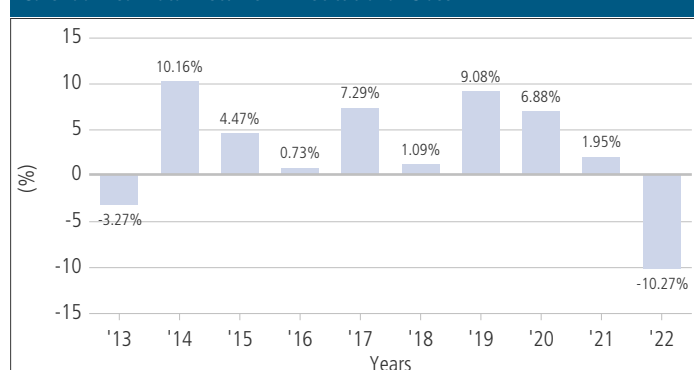
PIMCO serves as the investment adviser for the Fund. The Fund's portfolio is jointly and primarily managed by David Hammer and Kyle Christine. Mr. Hammer is a Managing Director of PIMCO, and he has managed the Fund since August

2015. Mr. Christine is a Senior Vice President of PIMCO, and he has managed the Fund since April 2023.

## Other Important Information Regarding Fund Shares

For important information about purchase and sale of Fund shares, tax information, and payments to broker-dealers and other financial intermediaries, please turn to the "Summary of Other Important Information Regarding Fund Shares" section on page 33 of this prospectus.

Calendar Year Total Returns — Institutional Class



Best Quarter	December 31, 2022	4.91%
Worst Quarter	March 31, 2022	-6.79%
Year-to-Date	June 30, 2023	3.33%

## Average Annual Total Returns (for periods ended 12/31/22)

	1 Year	5 Years	10 Years
Institutional Class Return Before Taxes	-10.27%	1.51%	2.63%
Institutional Class Return After Taxes on Distributions <sup>(1)</sup>	-10.38%	1.43%	2.58%
Institutional Class Return After Taxes on Distributions and Sales of Fund Shares <sup>(1)</sup>	-5.22%	1.67%	2.59%
I-2 Return Before Taxes	-10.36%	1.41%	2.53%
Class A Return Before Taxes	-12.59%	0.70%	1.89%
Class C Return Before Taxes	-12.14%	0.41%	1.51%
Bloomberg California Municipal Bond Index (reflects no deductions for fees, expenses or taxes)	-8.17%	1.25%	2.30%
Lipper California Municipal Debt Funds Average (reflects no deductions for taxes) <sup>(2)</sup>	-11.00%	0.62%	2.03%

<sup>1</sup> After-tax returns are calculated using the highest historical individual federal marginal income tax rates and do not reflect the impact of state and local taxes. Actual after-tax returns depend on an investor's tax situation and may differ from those shown, and the after-tax returns shown are not relevant to investors who hold their Fund shares through tax-deferred arrangements, such as 401(k) plans or individual retirement accounts. In some cases the return after taxes may exceed the return before taxes due to an assumed tax benefit from any losses on a sale of Fund shares at the end of the measurement period. After-tax returns are for Institutional Class shares only. After-tax returns for other classes will vary.

## Investment Objective

The Fund seeks maximum total return, consistent with preservation of capital and prudent investment management.

## Fees and Expenses of the Fund

This table describes the fees and expenses that you may pay if you buy, hold and sell shares of the Fund. You may pay other fees, such as brokerage commissions and other fees to financial intermediaries, which are not reflected in the table and example below. You may qualify for sales charge discounts if you and your family invest, or agree to invest in the future, at least \$100,000 in Class A shares of eligible funds offered by PIMCO Equity Series and PIMCO Funds. More information about these and other discounts is available in the "Classes of Shares" section on page 47 of the Fund's prospectus, Appendix B to the Fund's prospectus (Financial Firm-Specific Sales Charge Waivers and Discounts) or from your financial professional.

### Shareholder Fees (fees paid directly from your investment):

	Inst Class	I-2	Class A
Maximum Sales Charge (Load) Imposed on Purchases (as a percentage of offering price)	None	None	2.25%
Maximum Deferred Sales Charge (Load) (as a percentage of the lower of the original purchase price or redemption price)	None	None	1.00%

### Annual Fund Operating Expenses (expenses that you pay each year as a percentage of the value of your investment):

	Inst Class	I-2	Class A
Management Fees	0.33%	0.43%	0.48%
Distribution and/or Service (12b-1) Fees	N/A	N/A	0.25%
<b>Total Annual Fund Operating Expenses</b>	<b>0.33%</b>	<b>0.43%</b>	<b>0.73%</b>

**Example.** The Example is intended to help you compare the cost of investing in Institutional Class, I-2 or Class A shares of the Fund with the costs of investing in other mutual funds. The Example assumes that you invest \$10,000 in the noted class of shares for the time periods indicated, and then hold or redeem all your shares at the end of those periods. The Example also assumes that your investment has a 5% return each year and that the Fund's operating expenses remain the same. Although your actual costs may be higher or lower, based on these assumptions your costs would be:

### If you redeem your shares at the end of each period:

	1 Year	3 Years	5 Years	10 Years
Institutional Class	\$34	\$106	\$185	\$418
I-2	\$44	\$138	\$241	\$542
Class A	\$298	\$453	\$622	\$1,111

### If you do not redeem your shares:

	1 Year	3 Years	5 Years	10 Years
Class A	\$298	\$453	\$622	\$1,111

## Portfolio Turnover

The Fund pays transaction costs when it buys and sells securities (or "turns over" its portfolio). A higher portfolio turnover rate may indicate higher transaction costs and may result in higher taxes when Fund shares are held in a taxable account. These costs, which are not reflected in the Annual Fund Operating Expenses or in the Example tables, affect the Fund's performance. During the most recent fiscal year, the Fund's portfolio turnover rate was 57% of the average value of its portfolio.

## Principal Investment Strategies

The Fund seeks to achieve its investment objective by investing under normal circumstances at least 80% of its assets in debt securities whose interest is, in the opinion of bond counsel for the issuer at the time of issuance, exempt from federal and California income tax ("California Municipal Bonds"). California Municipal Bonds generally are issued by or on behalf of the State of California and its political subdivisions, financing authorities and their agencies. The Fund may invest in debt securities of an issuer located outside of California whose interest is, in the opinion of bond counsel for the issuer at the time of issuance, exempt from regular federal income tax and California income tax. By concentrating its investments in California, the Fund will be subject to California State-Specific Risk.

The Fund may invest up to 20% of its assets in "private activity" bonds whose interest is a tax-preference item for purposes of the federal alternative minimum tax ("AMT"). For shareholders subject to the AMT, distributions derived from "private activity" bonds must be included in their AMT calculations, and as such a portion of the Fund's distribution may be subject to federal income tax. The Fund may invest 25% or more of its total assets in debt securities whose interest is, in the opinion of bond counsel for the issuer at the time of issuance, exempt from federal income tax ("Municipal Bonds") that finance education, health care, housing, transportation, utilities and other similar projects, and 25% or more of its total assets in industrial development bonds. The Fund may invest the remainder of its net assets in other types of Fixed Income Instruments. "Fixed Income Instruments" include bonds, debt securities and other similar instruments issued by various U.S. and non-U.S. public- or private-sector entities. The average portfolio duration of this Fund varies based on Pacific Investment Management Company LLC's ("PIMCO") market forecasts and under normal market conditions is not expected to exceed three years. Duration is a measure used to determine the sensitivity of a security's price to changes in interest rates. The longer a security's duration, the more sensitive it will be to changes in interest rates. The total return sought by the Fund consists of both income earned on the Fund's investments and capital appreciation. The portfolio manager focuses on bonds with the potential to offer attractive current income, typically looking for bonds that can provide consistently attractive current yields or that are trading at competitive market prices. Capital appreciation, if any, generally arises from decreases in interest rates or improving credit fundamentals for a particular state, municipality or issuer.

# PIMCO California Short Duration Municipal Income Fund

---

The Fund invests primarily in investment grade debt securities, but may invest up to 10% of its total assets in high yield securities ("junk bonds") that are rated Caa or higher by Moody's Investors Service, Inc. ("Moody's"), or equivalently rated by Standard & Poor's Ratings Services ("S&P") or Fitch, Inc. ("Fitch"), or, if unrated, determined by PIMCO to be of comparable quality. In the event that ratings services assign different ratings to the same security, PIMCO will use the highest rating as the credit rating for that security.

The Fund may invest in derivative instruments, such as options, futures contracts or swap agreements, or in mortgage- or asset-backed securities. The Fund may purchase or sell securities on a when-issued, delayed delivery or forward commitment basis and may engage in short sales. The Fund may also invest in securities issued by entities, such as trusts, whose underlying assets are California Municipal Bonds, including, without limitation, residual interest bonds. The Fund may, without limitation, seek to obtain market exposure to the securities in which it primarily invests by entering into a series of purchase and sale contracts or by using other investment techniques (such as buy backs or dollar rolls). The Fund may also invest up to 10% of its total assets in preferred securities.

## Principal Risks

It is possible to lose money on an investment in the Fund. The principal risks of investing in the Fund, which could adversely affect its net asset value, yield and total return, are listed below.

**Interest Rate Risk:** the risk that fixed income securities will decline in value because of an increase in interest rates; a fund with a longer average portfolio duration will be more sensitive to changes in interest rates than a fund with a shorter average portfolio duration

**Call Risk:** the risk that an issuer may exercise its right to redeem a fixed income security earlier than expected (a call). Issuers may call outstanding securities prior to their maturity for a number of reasons (e.g., declining interest rates, changes in credit spreads and improvements in the issuer's credit quality). If an issuer calls a security that the Fund has invested in, the Fund may not recoup the full amount of its initial investment or may not realize the full anticipated earnings from the investment and may be forced to reinvest in lower-yielding securities, securities with greater credit risks or securities with other, less favorable features

**Credit Risk:** the risk that the Fund could lose money if the issuer or guarantor of a fixed income security, or the counterparty to a derivative contract, or the issuer or guarantor of collateral, is unable or unwilling, or is perceived (whether by market participants, rating agencies, pricing services or otherwise) as unable or unwilling, to meet its financial obligations

**High Yield Risk:** the risk that high yield securities and unrated securities of similar credit quality (commonly known as "junk bonds") are subject to greater levels of credit, call and liquidity risks. High yield securities are considered primarily speculative with respect to the issuer's continuing ability to make principal and interest payments, and may be more volatile than higher-rated securities of similar maturity

**Market Risk:** the risk that the value of securities owned by the Fund may go up or down, sometimes rapidly or unpredictably, due to factors affecting securities markets generally or particular industries

**Issuer Risk:** the risk that the value of a security may decline for a reason directly related to the issuer, such as management performance, changes in financial condition or credit rating, financial leverage, reputation or reduced demand for the issuer's goods or services

**Liquidity Risk:** the risk that a particular investment may be difficult to purchase or sell and that the Fund may be unable to sell illiquid investments at an advantageous time or price or achieve its desired level of exposure to a certain sector. Liquidity risk may result from the lack of an active market, reduced number and capacity of traditional market participants to make a market in fixed income securities, and may be magnified in a rising interest rate environment or other circumstances where investor redemptions from fixed income funds may be higher than normal, causing increased supply in the market due to selling activity

**Derivatives Risk:** the risk of investing in derivative instruments (such as forwards, futures, swaps and structured securities) and other similar investments, including leverage, liquidity, interest rate, market, counterparty (including credit), operational, legal and management risks, and valuation complexity. Changes in the value of a derivative or other similar investments may not correlate perfectly with, and may be more sensitive to market events than, the underlying asset, rate or index, and the Fund could lose more than the initial amount invested. Changes in the value of a derivative or other similar instrument may also create margin delivery or settlement payment obligations for the Fund. The Fund's use of derivatives or other similar investments may result in losses to the Fund, a reduction in the Fund's returns and/or increased volatility. Over-the-counter ("OTC") derivatives or other similar investments are also subject to the risk that a counterparty to the transaction will not fulfill its contractual obligations to the other party, as many of the protections afforded to centrally-cleared derivative transactions might not be available for OTC derivatives or other similar investments. The primary credit risk on derivatives that are exchange-traded or traded through a central clearing counterparty resides with the Fund's clearing broker or the clearinghouse. Changes in regulation relating to a registered fund's use of derivatives and related instruments could potentially limit or impact the Fund's ability to invest in derivatives, limit the Fund's ability to employ certain strategies that use derivatives or other similar investments and/or adversely affect the value of derivatives or other similar investments and the Fund's performance

**Equity Risk:** the risk that the value of equity securities, such as common stocks and preferred securities, may decline due to general market conditions which are not specifically related to a particular company or to factors affecting a particular industry or industries. Equity securities generally have greater price volatility than fixed income securities

**Mortgage-Related and Other Asset-Backed Securities Risk:** the risks of investing in mortgage-related and other asset-backed securities,

including interest rate risk, extension risk, prepayment risk and credit risk. The Fund may invest in any tranche of mortgage-related or other asset-backed securities, including junior and/or equity tranches (to the extent consistent with other of the Fund's guidelines), which generally carry higher levels of the foregoing risks

**Leveraging Risk:** the risk that certain transactions of the Fund, such as reverse repurchase agreements, loans of portfolio securities, and the use of when-issued, delayed delivery or forward commitment transactions, or derivative instruments, may give rise to leverage, magnifying gains and losses and causing the Fund to be more volatile than if it had not been leveraged. This means that leverage entails a heightened risk of loss

**Management Risk:** the risk that the investment techniques and risk analyses applied by PIMCO will not produce the desired results and that actual or potential conflicts of interest, legislative, regulatory, or tax restrictions, policies or developments may affect the investment techniques available to PIMCO and the individual portfolio managers in connection with managing the Fund and may cause PIMCO to restrict or prohibit participation in certain investments. There is no guarantee that the investment objective of the Fund will be achieved

**Municipal Bond Risk:** the risk that a Fund may be affected significantly by the economic, regulatory or political developments affecting the ability of issuers of Municipal Bonds to pay interest or repay principal

**California State-Specific Risk:** the risk that by concentrating its investments in California Municipal Bonds, the Fund may be affected significantly by economic, regulatory or political developments affecting the ability of California issuers to pay interest or repay principal

**AMT Bonds Risk:** the risk that "AMT Bonds," which are municipal securities that pay interest that is taxable under the federal alternative minimum tax applicable to noncorporate taxpayers, may expose the Fund to certain risks in addition to those typically associated with municipal bonds. Interest or principal on AMT Bonds paid out of current or anticipated revenues from a specific project or specific asset may be adversely impacted by declines in revenue from the project or asset. Declines in general business activity could also affect the economic viability of facilities that are the sole source of revenue to support AMT Bonds. In this regard, AMT Bonds may entail greater risks than general obligation municipal bonds. For shareholders subject to the federal alternative minimum tax, a portion of the Fund's distributions may not be exempt from gross federal income, which may give rise to alternative minimum tax liability

**Municipal Project-Specific Risk:** the risk that the Fund may be more sensitive to adverse economic, business or political developments if it invests a substantial portion of its assets in the bonds of similar projects (such as those relating to education, health care, housing, transportation, and utilities), industrial development bonds, or in bonds from issuers in a single state

**Short Exposure Risk:** the risk of entering into short sales, including the potential loss of more money than the actual cost of the investment,

and the risk that the third party to the short sale will not fulfill its contractual obligations, causing a loss to the Fund

Please see "Description of Principal Risks" in the Fund's prospectus for a more detailed description of the risks of investing in the Fund. An investment in the Fund is not a deposit of a bank and is not insured or guaranteed by the Federal Deposit Insurance Corporation or any other government agency.

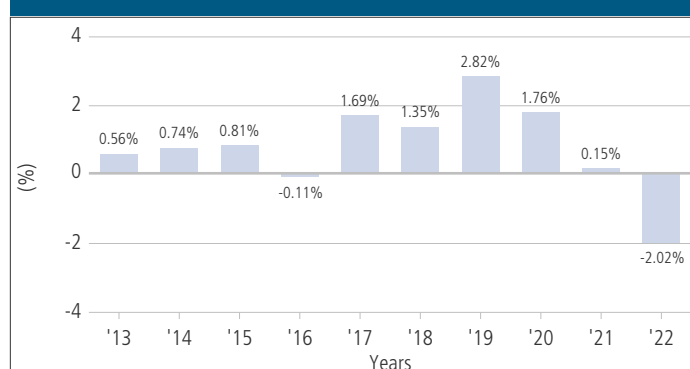
## Performance Information

The performance information shows summary performance information for the Fund in a bar chart and an Average Annual Total Returns table. The information provides some indication of the risks of investing in the Fund by showing changes in its performance from year to year and by showing how the Fund's average annual returns compare with the returns of a broad-based securities market index and an index of similar funds. Absent any applicable fee waivers and/or expense limitations, performance would have been lower. The bar chart shows performance of the Fund's Institutional Class shares. Performance for Class A shares in the Average Annual Total Returns table reflects the impact of sales charges. *The Fund's past performance, before and after taxes, is not necessarily an indication of how the Fund will perform in the future.*

The Bloomberg California 1 Year Municipal Bond Index is an unmanaged index comprised of California Municipal Bond Issues having a maturity of at least one year and less than two years. The Lipper California Short/Intermediate Municipal Debt Funds Average is a total return performance average of funds that invest primarily in municipal debt issues that are exempt from taxation in California, with dollar-weighted average maturities of one to five years.

Performance for the Fund is updated daily and quarterly and may be obtained as follows: daily and quarterly updates on the net asset value and performance page at <https://www.pimco.com/en-us/product-finder>.

Calendar Year Total Returns — Institutional Class



Best Quarter	December 31, 2022	1.59%
Worst Quarter	March 31, 2022	-2.27%
Year-to-Date	June 30, 2023	1.27%

# PIMCO California Short Duration Municipal Income Fund

## Average Annual Total Returns (for periods ended 12/31/22)

	1 Year	5 Years	10 Years
Institutional Class Return Before Taxes	-2.02%	0.80%	0.77%
Institutional Class Return After Taxes on Distributions <sup>(1)</sup>	-2.10%	0.76%	0.73%
Institutional Class Return After Taxes on Distributions and Sales of Fund Shares <sup>(1)</sup>	-0.65%	0.91%	0.84%
I-2 Return Before Taxes	-2.12%	0.70%	0.67%
Class A Return Before Taxes	-4.61%	-0.06%	0.14%
Bloomberg California 1 Year Municipal Bond Index (reflects no deductions for fees, expenses or taxes)	-1.07%	0.88%	0.74%
Lipper California Short/Intermediate Municipal Debt Funds Average (reflects no deductions for taxes)	-4.17%	0.82%	0.92%

<sup>1</sup> After-tax returns are calculated using the highest historical individual federal marginal income tax rates and do not reflect the impact of state and local taxes. Actual after-tax returns depend on an investor's tax situation and may differ from those shown, and the after-tax returns shown are not relevant to investors who hold their Fund shares through tax-deferred arrangements, such as 401(k) plans or individual retirement accounts. In some cases the return after taxes may exceed the return before taxes due to an assumed tax benefit from any losses on a sale of Fund shares at the end of the measurement period. After-tax returns are for Institutional Class shares only. After-tax returns for other classes will vary.

## Investment Adviser/Portfolio Managers



PIMCO serves as the investment adviser for the Fund. The Fund's portfolio is jointly and primarily managed by David Hammer and Kyle Christine. Mr. Hammer is a Managing Director of PIMCO, and he has managed the Fund since August

2015. Mr. Christine is a Senior Vice President of PIMCO, and he has managed the Fund since April 2023.

## Other Important Information Regarding Fund Shares

For important information about purchase and sale of Fund shares, tax information, and payments to broker-dealers and other financial intermediaries, please turn to the "Summary of Other Important Information Regarding Fund Shares" section on page 33 of this prospectus.

## Investment Objective

The Fund seeks high current income exempt from federal income tax. Total return is a secondary objective.

## Fees and Expenses of the Fund

This table describes the fees and expenses that you may pay if you buy, hold and sell shares of the Fund. You may pay other fees, such as brokerage commissions and other fees to financial intermediaries, which are not reflected in the table and example below. You may qualify for sales charge discounts if you and your family invest, or agree to invest in the future, at least \$100,000 in Class A shares of eligible funds offered by PIMCO Equity Series and PIMCO Funds. More information about these and other discounts is available in the "Classes of Shares" section on page 47 of the Fund's prospectus, Appendix B to the Fund's prospectus (Financial Firm-Specific Sales Charge Waivers and Discounts) or from your financial professional.

### Shareholder Fees (fees paid directly from your investment):

	Inst Class	I-2	I-3	Class A	Class C
Maximum Sales Charge (Load) Imposed on Purchases (as a percentage of offering price)	None	None	None	2.25%	None
Maximum Deferred Sales Charge (Load) (as a percentage of the lower of the original purchase price or redemption price)	None	None	None	1.00%	1.00%

### Annual Fund Operating Expenses (expenses that you pay each year as a percentage of the value of your investment):

	Inst Class	I-2	I-3	Class A	Class C
Management Fees	0.55%	0.65%	0.75%	0.60%	0.60%
Distribution and/or Service (12b-1) Fees	N/A	N/A	N/A	0.25%	1.00%
Other Expenses <sup>(1)</sup>	0.05%	0.05%	0.05%	0.05%	0.05%
<b>Total Annual Fund Operating Expenses</b>	<b>0.60%</b>	<b>0.70%</b>	<b>0.80%</b>	<b>0.90%</b>	<b>1.65%</b>
Fee Waiver and/or Expense Reimbursement <sup>(2)</sup>	N/A	N/A	(0.05%)	N/A	N/A
<b>Total Annual Fund Operating Expenses After Fee Waiver and/or Expense Reimbursement</b>	<b>0.60%</b>	<b>0.70%</b>	<b>0.75%</b>	<b>0.90%</b>	<b>1.65%</b>

<sup>1</sup> "Other Expenses" include interest expense of 0.05%. Interest expense is borne by the Fund separately from the management fees paid to Pacific Investment Management Company LLC ("PIMCO"). Excluding interest expense, Total Annual Fund Operating Expenses After Fee Waiver and/or Expense Reimbursement are 0.55%, 0.65%, 0.70%, 0.85% and 1.60% for Institutional Class, I-2, I-3, Class A and Class C shares, respectively.

<sup>2</sup> PIMCO has contractually agreed, through July 31, 2024, to reduce its supervisory and administrative fee for the Fund's I-3 shares by 0.05% of the average daily net assets attributable to I-3 shares of the Fund. This Fee Waiver Agreement renews annually unless terminated by PIMCO upon at least 30 days' prior notice to the end of the contract term.

**Example.** The Example is intended to help you compare the cost of investing in Institutional Class, I-2, I-3, Class A or Class C shares of the Fund with the costs of investing in other mutual funds. The Example assumes that you invest \$10,000 in the noted class of shares for the time periods indicated, and then hold or redeem all your shares at the end of those periods. The Example also assumes that your investment

has a 5% return each year and that the Fund's operating expenses remain the same. Although your actual costs may be higher or lower, based on these assumptions your costs would be:

### If you redeem your shares at the end of each period:

	1 Year	3 Years	5 Years	10 Years
Institutional Class	\$61	\$192	\$335	\$750
I-2	\$72	\$224	\$390	\$871
I-3	\$77	\$250	\$439	\$985
Class A	\$315	\$506	\$712	\$1,308
Class C	\$268	\$520	\$897	\$1,955

### If you do not redeem your shares:

	1 Year	3 Years	5 Years	10 Years
Class A	\$315	\$506	\$712	\$1,308
Class C	\$168	\$520	\$897	\$1,955

## Portfolio Turnover

The Fund pays transaction costs when it buys and sells securities (or "turns over" its portfolio). A higher portfolio turnover rate may indicate higher transaction costs and may result in higher taxes when Fund shares are held in a taxable account. These costs, which are not reflected in the Annual Fund Operating Expenses or in the Example tables, affect the Fund's performance. During the most recent fiscal year, the Fund's portfolio turnover rate was 72% of the average value of its portfolio.

## Principal Investment Strategies

The Fund seeks to achieve its investment objective by investing under normal circumstances at least 80% of its assets in debt securities whose interest is, in the opinion of bond counsel for the issuer at the time of issuance, exempt from federal income tax ("Municipal Bonds"). Municipal Bonds generally are issued by or on behalf of states and local governments and their agencies, authorities and other instrumentalities.

The Fund intends to invest a portion of its assets in high yield Municipal Bonds and "private activity" bonds that are rated (at the time of purchase) below investment grade by Moody's Investors Service, Inc. ("Moody's"), or equivalently rated by Standard & Poor's Ratings Services ("S&P") or Fitch, Inc. ("Fitch"), or, if unrated, determined by PIMCO to be of comparable quality (commonly known as "junk bonds"). In the event that ratings services assign different ratings to the same security, PIMCO will use the highest rating as the credit rating for that security. The Fund may also invest, without limitation, in higher rated Municipal Bonds. The Fund may invest up to 30% of its assets in "private activity" bonds whose interest is a tax-preference item for purposes of the federal alternative minimum tax ("AMT"). For shareholders subject to the AMT, distributions derived from "private activity" bonds must be included in their AMT calculations, and as such a portion of the Fund's distribution may be subject to federal income tax. The Fund may invest more than 25% of its total assets in bonds of issuers in California and New York. To the extent that the Fund concentrates its investments in California or New York, it will be subject to the applicable state-specific

# PIMCO High Yield Municipal Bond Fund

---

risk. The Fund may also invest in Municipal Bonds issued by Puerto Rico or its instrumentalities. The Fund may also invest 25% or more of its total assets in Municipal Bonds that finance education, health care, housing, transportation, utilities and other similar projects, and 25% or more of its total assets in industrial development bonds.

The average portfolio duration of this Fund normally varies within (negative) 2 years to positive 4 years of the portfolio duration of the securities comprising the Bloomberg High Yield Municipal Bond Index, as calculated by PIMCO, which as of May 31, 2023 was 6.99 years. Duration is a measure used to determine the sensitivity of a security's price to changes in interest rates. The longer a security's duration, the more sensitive it will be to changes in interest rates. The portfolio manager focuses on Municipal Bonds with the potential to offer high current income, typically looking for Municipal Bonds that can provide consistently attractive current yields or that are trading at competitive market prices. The "total return" sought by the Fund consists of both income earned on its investments and capital appreciation, if any, generally arising from decreases in interest rates or improving credit fundamentals for a particular state, municipality or issuer.

The Fund may invest in other types of Fixed Income Instruments. "Fixed Income Instruments" include bonds, debt securities and other similar instruments issued by various U.S. and non-U.S. public- or private-sector entities. The Fund may also invest in derivative instruments, such as options, futures contracts or swap agreements, and invest in mortgage- or asset-backed securities. The Fund may purchase or sell securities on a when-issued, delayed delivery or forward commitment basis and may engage in short sales. In addition, the Fund may also invest in securities issued by entities, such as trusts, whose underlying assets are Municipal Bonds, including, without limitation, residual interest bonds. The Fund may, without limitation, seek to obtain market exposure to the securities in which it primarily invests by entering into a series of purchase and sale contracts or by using other investment techniques (such as buy backs or dollar rolls). The Fund may also invest up to 10% of its total assets in preferred securities.

## Principal Risks

It is possible to lose money on an investment in the Fund. The principal risks of investing in the Fund, which could adversely affect its net asset value, yield and total return, are listed below.

**Interest Rate Risk:** the risk that fixed income securities will fluctuate in value because of a change in interest rates; a fund with a longer average portfolio duration will be more sensitive to changes in interest rates than a fund with a shorter average portfolio duration

**Call Risk:** the risk that an issuer may exercise its right to redeem a fixed income security earlier than expected (a call). Issuers may call outstanding securities prior to their maturity for a number of reasons (e.g., declining interest rates, changes in credit spreads and improvements in the issuer's credit quality). If an issuer calls a security that the Fund has invested in, the Fund may not recoup the full amount of its initial investment or may not realize the full anticipated earnings from the investment and may be forced to reinvest in lower-yielding

securities, securities with greater credit risks or securities with other, less favorable features

**Credit Risk:** the risk that the Fund could lose money if the issuer or guarantor of a fixed income security, or the counterparty to a derivative contract, or the issuer or guarantor of collateral, is unable or unwilling, or is perceived (whether by market participants, rating agencies, pricing services or otherwise) as unable or unwilling, to meet its financial obligations

**High Yield Risk:** the risk that high yield securities and unrated securities of similar credit quality (commonly known as "junk bonds") are subject to greater levels of credit, call and liquidity risks. High yield securities are considered primarily speculative with respect to the issuer's continuing ability to make principal and interest payments, and may be more volatile than higher-rated securities of similar maturity

**Market Risk:** the risk that the value of securities owned by the Fund may go up or down, sometimes rapidly or unpredictably, due to factors affecting securities markets generally or particular industries

**Issuer Risk:** the risk that the value of a security may decline for a reason directly related to the issuer, such as management performance, changes in financial condition or credit rating, financial leverage, reputation or reduced demand for the issuer's goods or services

**Liquidity Risk:** the risk that a particular investment may be difficult to purchase or sell and that the Fund may be unable to sell illiquid investments at an advantageous time or price or achieve its desired level of exposure to a certain sector. Liquidity risk may result from the lack of an active market, reduced number and capacity of traditional market participants to make a market in fixed income securities, and may be magnified in a rising interest rate environment or other circumstances where investor redemptions from fixed income funds may be higher than normal, causing increased supply in the market due to selling activity

**Derivatives Risk:** the risk of investing in derivative instruments (such as forwards, futures, swaps and structured securities) and other similar investments, including leverage, liquidity, interest rate, market, counterparty (including credit), operational, legal and management risks, and valuation complexity. Changes in the value of a derivative or other similar investments may not correlate perfectly with, and may be more sensitive to market events than, the underlying asset, rate or index, and the Fund could lose more than the initial amount invested. Changes in the value of a derivative or other similar instrument may also create margin delivery or settlement payment obligations for the Fund. The Fund's use of derivatives or other similar investments may result in losses to the Fund, a reduction in the Fund's returns and/or increased volatility. Over-the-counter ("OTC") derivatives or other similar investments are also subject to the risk that a counterparty to the transaction will not fulfill its contractual obligations to the other party, as many of the protections afforded to centrally-cleared derivative transactions might not be available for OTC derivatives or other similar investments. The primary credit risk on derivatives that are exchange-traded or traded through a central clearing counterparty

resides with the Fund's clearing broker or the clearinghouse. Changes in regulation relating to a registered fund's use of derivatives and related instruments could potentially limit or impact the Fund's ability to invest in derivatives, limit the Fund's ability to employ certain strategies that use derivatives or other similar investments and/or adversely affect the value of derivatives or other similar investments and the Fund's performance

**Equity Risk:** the risk that the value of equity securities, such as common stocks and preferred securities, may decline due to general market conditions which are not specifically related to a particular company or to factors affecting a particular industry or industries. Equity securities generally have greater price volatility than fixed income securities

**Mortgage-Related and Other Asset-Backed Securities Risk:** the risks of investing in mortgage-related and other asset-backed securities, including interest rate risk, extension risk, prepayment risk and credit risk. The Fund may invest in any tranche of mortgage-related or other asset-backed securities, including junior and/or equity tranches (to the extent consistent with other of the Fund's guidelines), which generally carry higher levels of the foregoing risks

**Leveraging Risk:** the risk that certain transactions of the Fund, such as reverse repurchase agreements, loans of portfolio securities, and the use of when-issued, delayed delivery or forward commitment transactions, or derivative instruments, may give rise to leverage, magnifying gains and losses and causing the Fund to be more volatile than if it had not been leveraged. This means that leverage entails a heightened risk of loss

**Management Risk:** the risk that the investment techniques and risk analyses applied by PIMCO will not produce the desired results and that actual or potential conflicts of interest, legislative, regulatory, or tax restrictions, policies or developments may affect the investment techniques available to PIMCO and the individual portfolio managers in connection with managing the Fund and may cause PIMCO to restrict or prohibit participation in certain investments. There is no guarantee that the investment objective of the Fund will be achieved

**Municipal Bond Risk:** the risk that a Fund may be affected significantly by the economic, regulatory or political developments affecting the ability of issuers of Municipal Bonds to pay interest or repay principal

**California State-Specific Risk:** the risk that by concentrating its investments in California Municipal Bonds, the Fund may be affected significantly by economic, regulatory or political developments affecting the ability of California issuers to pay interest or repay principal

**New York State-Specific Risk:** the risk that by concentrating its investments in New York Municipal Bonds, the Fund may be affected significantly by economic, regulatory or political developments affecting the ability of New York issuers to pay interest or repay principal

**Puerto Rico-Specific Risk:** the risk that by investing in Municipal Bonds issued by Puerto Rico or its instrumentalities, the Fund may be

affected by certain developments, such as political, economic, environmental, social, regulatory or debt restructuring developments, that impact the ability or obligation of Puerto Rico municipal issuers to pay interest or repay principal

**AMT Bonds Risk:** the risk that "AMT Bonds," which are municipal securities that pay interest that is taxable under the federal alternative minimum tax applicable to noncorporate taxpayers, may expose the Fund to certain risks in addition to those typically associated with municipal bonds. Interest or principal on AMT Bonds paid out of current or anticipated revenues from a specific project or specific asset may be adversely impacted by declines in revenue from the project or asset. Declines in general business activity could also affect the economic viability of facilities that are the sole source of revenue to support AMT Bonds. In this regard, AMT Bonds may entail greater risks than general obligation municipal bonds. For shareholders subject to the federal alternative minimum tax, a portion of the Fund's distributions may not be exempt from gross federal income, which may give rise to alternative minimum tax liability

**Municipal Project-Specific Risk:** the risk that the Fund may be more sensitive to adverse economic, business or political developments if it invests a substantial portion of its assets in the bonds of similar projects (such as those relating to education, health care, housing, transportation, and utilities), industrial development bonds, or in bonds from issuers in a single state

**Short Exposure Risk:** the risk of entering into short sales or other short positions, including the potential loss of more money than the actual cost of the investment, and the risk that the third party to the short sale or other short position will not fulfill its contractual obligations, causing a loss to the Fund

Please see "Description of Principal Risks" in the Fund's prospectus for a more detailed description of the risks of investing in the Fund. An investment in the Fund is not a deposit of a bank and is not insured or guaranteed by the Federal Deposit Insurance Corporation or any other government agency.

## Performance Information

The performance information shows summary performance information for the Fund in a bar chart and an Average Annual Total Returns table. The information provides some indication of the risks of investing in the Fund by showing changes in its performance from year to year and by showing how the Fund's average annual returns compare with the returns of a broad-based securities market index and an index of similar funds. Absent any applicable fee waivers and/or expense limitations, performance would have been lower. The bar chart shows performance of the Fund's Institutional Class shares. For periods prior to the inception date of I-3 shares (July 30, 2021), performance information shown in the table for that class is based on the performance of the Fund's Institutional Class shares, adjusted to reflect the fees and expenses paid by the I-3 shares. Performance for Class A and Class C shares in the

# PIMCO High Yield Municipal Bond Fund

Average Annual Total Returns table reflects the impact of sales charges. *The Fund's past performance, before and after taxes, is not necessarily an indication of how the Fund will perform in the future.*

The Bloomberg High Yield Municipal Bond Index measures the non-investment grade and non-rated U.S. tax-exempt bond market. It is an unmanaged index made up of dollar-denominated, fixed-rate municipal securities that are rated Ba1/BB+/BB+ or below or non-rated and that meet specified maturity, liquidity, and quality requirements. It is not possible to invest directly in an unmanaged index. To be included in the Index, bonds must be rated non-investment-grade (Ba1/BB+/BB+ or below) using the middle rating of the following rating agencies: Moody's, S&P and Fitch. If only two of the three agencies rate the security, the lower rating is used to determine Index eligibility. If only one of the three agencies rates a security, that rating is used. Non-rated issues are also eligible. Bonds must have an outstanding par value of at least \$3 million and must be issued as part of a transaction of at least \$20 million. The bonds must be fixed-rate, have a dated-date after January 1, 1991, and must be at least one year from their maturity date. Defaulted securities, remarketed issues, taxable municipal bonds, bonds with floating rates, partially pre-refunded bonds where no new securities are issued, illiquid securities that lack reliable pricing, and private placements are excluded from the benchmark. The Lipper High Yield Municipal Debt Funds Average is a total return performance average of funds tracked by Lipper, Inc. that typically invests 50% or more of their assets in municipal debt issues rated BBB or less.

Performance for the Fund is updated daily and quarterly and may be obtained as follows: daily and quarterly updates on the net asset value and performance page at <https://www.pimco.com/en-us/product-finder>.

## Average Annual Total Returns (for periods ended 12/31/22)

	1 Year	5 Years	10 Years
Institutional Class Return Before Taxes	-12.98%	1.94%	3.42%
Institutional Class Return After Taxes on Distributions <sup>(1)</sup>	-13.29%	1.65%	3.20%
Institutional Class Return After Taxes on Distributions and Sales of Fund Shares <sup>(1)</sup>	-6.43%	2.20%	3.42%
I-2 Return Before Taxes	-13.07%	1.83%	3.32%
I-3 Return Before Taxes	-13.11%	1.79%	3.27%
Class A Return Before Taxes	-15.20%	1.17%	2.72%
Class C Return Before Taxes	-14.73%	0.87%	2.34%
Bloomberg High Yield Municipal Bond Index (reflects no deductions for fees, expenses or taxes)	-13.10%	2.63%	3.49%
Lipper High Yield Municipal Debt Funds Average (reflects no deductions for taxes)	-13.43%	0.90%	2.46%

<sup>1</sup> After-tax returns are calculated using the highest historical individual federal marginal income tax rates and do not reflect the impact of state and local taxes. Actual after-tax returns depend on an investor's tax situation and may differ from those shown, and the after-tax returns shown are not relevant to investors who hold their Fund shares through tax-deferred arrangements, such as 401(k) plans or individual retirement accounts. In some cases the return after taxes may exceed the return before taxes due to an assumed tax benefit from any losses on a sale of Fund shares at the end of the measurement period. After-tax returns are for Institutional Class shares only. After-tax returns for other classes will vary.

## Investment Adviser/Portfolio Managers

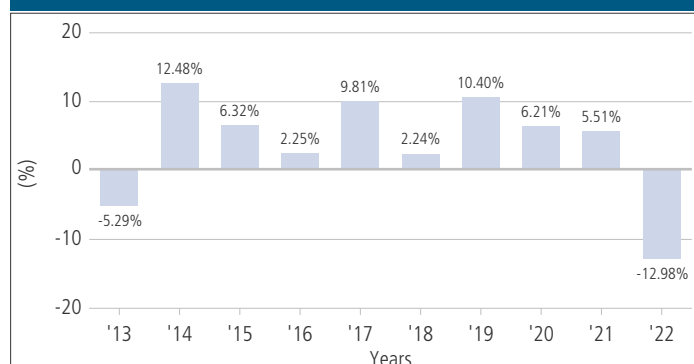


PIMCO serves as the investment adviser for the Fund. The Fund's portfolio is jointly and primarily managed by David Hammer and Kyle Christine. Mr. Hammer is a Managing Director of PIMCO, and he has managed the Fund since August 2015. Mr. Christine is a Senior Vice President of PIMCO, and he has managed the Fund since April 2023.

## Other Important Information Regarding Fund Shares

For important information about purchase and sale of Fund shares, tax information, and payments to broker-dealers and other financial intermediaries, please turn to the "Summary of Other Important Information Regarding Fund Shares" section on page 33 of this prospectus.

### Calendar Year Total Returns — Institutional Class



Best Quarter	March 31, 2014	4.75%
Worst Quarter	March 31, 2022	-6.72%
Year-to-Date	June 30, 2023	4.53%

## Investment Objective

The Fund seeks high current income exempt from federal income tax, consistent with preservation of capital. Capital appreciation is a secondary objective.

## Fees and Expenses of the Fund

This table describes the fees and expenses that you may pay if you buy, hold and sell shares of the Fund. You may pay other fees, such as brokerage commissions and other fees to financial intermediaries, which are not reflected in the table and example below. You may qualify for sales charge discounts if you and your family invest, or agree to invest in the future, at least \$100,000 in Class A shares of eligible funds offered by PIMCO Equity Series and PIMCO Funds. More information about these and other discounts is available in the "Classes of Shares" section on page 47 of the Fund's prospectus, Appendix B to the Fund's prospectus (Financial Firm-Specific Sales Charge Waivers and Discounts) or from your financial professional.

### Shareholder Fees (fees paid directly from your investment):

	Inst Class	I-2	I-3	Class A	Class C
Maximum Sales Charge (Load) Imposed on Purchases (as a percentage of offering price)	None	None	None	2.25%	None
Maximum Deferred Sales Charge (Load) (as a percentage of the lower of the original purchase price or redemption price)	None	None	None	1.00%	1.00%

### Annual Fund Operating Expenses (expenses that you pay each year as a percentage of the value of your investment):

	Inst Class	I-2	I-3	Class A	Class C
Management Fees	0.44%	0.54%	0.64%	0.50%	0.50%
Distribution and/or Service (12b-1) Fees	N/A	N/A	N/A	0.25%	0.75%
Other Expenses <sup>(1)</sup>	0.03%	0.03%	0.03%	0.03%	0.03%
<b>Total Annual Fund Operating Expenses</b>	<b>0.47%</b>	<b>0.57%</b>	<b>0.67%</b>	<b>0.78%</b>	<b>1.28%</b>
Fee Waiver and/or Expense Reimbursement <sup>(2)</sup>	N/A	N/A	(0.05%)	N/A	N/A
<b>Total Annual Fund Operating Expenses After Fee Waiver and/or Expense Reimbursement</b>	<b>0.47%</b>	<b>0.57%</b>	<b>0.62%</b>	<b>0.78%</b>	<b>1.28%</b>

<sup>1</sup> "Other Expenses" include interest expense of 0.03%. Interest expense is borne by the Fund separately from the management fees paid to Pacific Investment Management Company LLC ("PIMCO"). Excluding interest expense, Total Annual Fund Operating Expenses After Fee Waiver and/or Expense Reimbursement are 0.44%, 0.54%, 0.59%, 0.75% and 1.25% for Institutional Class, I-2, I-3, Class A and Class C shares, respectively.

<sup>2</sup> PIMCO has contractually agreed, through July 31, 2024, to reduce its supervisory and administrative fee for the Fund's I-3 shares by 0.05% of the average daily net assets attributable to I-3 shares of the Fund. This Fee Waiver Agreement renews annually unless terminated by PIMCO upon at least 30 days' prior notice to the end of the contract term.

**Example.** The Example is intended to help you compare the cost of investing in Institutional Class, I-2, I-3, Class A or Class C shares of the Fund with the costs of investing in other mutual funds. The Example assumes that you invest \$10,000 in the noted class of shares for the time periods indicated, and then hold or redeem all your shares at the

end of those periods. The Example also assumes that your investment has a 5% return each year and that the Fund's operating expenses remain the same. Although your actual costs may be higher or lower, based on these assumptions your costs would be:

### If you redeem your shares at the end of each period:

	1 Year	3 Years	5 Years	10 Years
Institutional Class	\$48	\$151	\$263	\$591
I-2	\$58	\$183	\$318	\$714
I-3	\$63	\$209	\$368	\$830
Class A	\$303	\$469	\$649	\$1,169
Class C	\$230	\$406	\$702	\$1,545

### If you do not redeem your shares:

	1 Year	3 Years	5 Years	10 Years
Class A	\$303	\$469	\$649	\$1,169
Class C	\$130	\$406	\$702	\$1,545

## Portfolio Turnover

The Fund pays transaction costs when it buys and sells securities (or "turns over" its portfolio). A higher portfolio turnover rate may indicate higher transaction costs and may result in higher taxes when Fund shares are held in a taxable account. These costs, which are not reflected in the Annual Fund Operating Expenses or in the Example tables, affect the Fund's performance. During the most recent fiscal year, the Fund's portfolio turnover rate was 85% of the average value of its portfolio.

## Principal Investment Strategies

The Fund seeks to achieve its investment objective by investing under normal circumstances at least 80% of its assets in debt securities whose interest is, in the opinion of bond counsel for the issuer at the time of issuance, exempt from federal income tax ("Municipal Bonds"). Municipal Bonds generally are issued by or on behalf of states and local governments and their agencies, authorities and other instrumentalities.

The Fund may invest up to 20% of its net assets in U.S. Government Securities and/or money market instruments. The Fund may invest without limitation in "private activity" bonds whose interest is a tax-preference item for purposes of the federal alternative minimum tax ("AMT"). For shareholders subject to the AMT, distributions derived from "private activity" bonds must be included in their AMT calculations, and as such a portion of the Fund's distribution may be subject to federal income tax. The Fund invests primarily in investment grade debt securities, but may invest up to 20% of its total assets in high yield securities ("junk bonds"), as rated by Moody's Investors Service, Inc. ("Moody's"), Standard & Poor's Ratings Services ("S&P") or Fitch, Inc. ("Fitch"), or, if unrated, as determined by PIMCO. In the event that ratings services assign different ratings to the same security, PIMCO will use the highest rating as the credit rating for that security. The Fund may invest more than 25% of its total assets in bonds of issuers in California and New York. To the extent that the Fund concentrates its investments in California or New York, it will be subject to California or New York

# PIMCO Municipal Bond Fund

---

**State-Specific Risk:** The Fund may also invest 25% or more of its total assets in Municipal Bonds that finance education, health care, housing, transportation, utilities and other similar projects, and 25% or more of its total assets in industrial development bonds. The average portfolio duration of this Fund normally varies within (negative) 2 years to positive 4 years of the portfolio duration of the securities comprising the Bloomberg Municipal Bond Index, as calculated by PIMCO, which as of May 31, 2023 was 6.11 years. Duration is a measure used to determine the sensitivity of a security's price to changes in interest rates. The longer a security's duration, the more sensitive it will be to changes in interest rates. The portfolio manager focuses on bonds with the potential to offer attractive current income, typically looking for bonds that can provide consistently attractive current yields or that are trading at competitive market prices. Capital appreciation, if any, generally arises from decreases in interest rates or improving credit fundamentals for a particular state, municipality or issuer.

The Fund may invest in derivative instruments, such as options, futures contracts or swap agreements, and invest in mortgage- or asset-backed securities. The Fund may purchase or sell securities on a when-issued, delayed delivery or forward commitment basis and may engage in short sales. The Fund may also invest in securities issued by entities, such as trusts, whose underlying assets are Municipal Bonds, including, without limitation, residual interest bonds. The Fund may, without limitation, seek to obtain market exposure to the securities in which it primarily invests by entering into a series of purchase and sale contracts or by using other investment techniques (such as buy backs or dollar rolls). The Fund may also invest up to 10% of its total assets in preferred securities.

## Principal Risks

It is possible to lose money on an investment in the Fund. The principal risks of investing in the Fund, which could adversely affect its net asset value, yield and total return, are listed below.

**Interest Rate Risk:** the risk that fixed income securities will fluctuate in value because of a change in interest rates; a fund with a longer average portfolio duration will be more sensitive to changes in interest rates than a fund with a shorter average portfolio duration

**Call Risk:** the risk that an issuer may exercise its right to redeem a fixed income security earlier than expected (a call). Issuers may call outstanding securities prior to their maturity for a number of reasons (e.g., declining interest rates, changes in credit spreads and improvements in the issuer's credit quality). If an issuer calls a security that the Fund has invested in, the Fund may not recoup the full amount of its initial investment or may not realize the full anticipated earnings from the investment and may be forced to reinvest in lower-yielding securities, securities with greater credit risks or securities with other, less favorable features

**Credit Risk:** the risk that the Fund could lose money if the issuer or guarantor of a fixed income security, or the counterparty to a derivative contract, or the issuer or guarantor of collateral, is unable or unwilling,

or is perceived (whether by market participants, rating agencies, pricing services or otherwise) as unable or unwilling, to meet its financial obligations

**High Yield Risk:** the risk that high yield securities and unrated securities of similar credit quality (commonly known as "junk bonds") are subject to greater levels of credit, call and liquidity risks. High yield securities are considered primarily speculative with respect to the issuer's continuing ability to make principal and interest payments, and may be more volatile than higher-rated securities of similar maturity

**Market Risk:** the risk that the value of securities owned by the Fund may go up or down, sometimes rapidly or unpredictably, due to factors affecting securities markets generally or particular industries

**Issuer Risk:** the risk that the value of a security may decline for a reason directly related to the issuer, such as management performance, changes in financial condition or credit rating, financial leverage, reputation or reduced demand for the issuer's goods or services

**Liquidity Risk:** the risk that a particular investment may be difficult to purchase or sell and that the Fund may be unable to sell illiquid investments at an advantageous time or price or achieve its desired level of exposure to a certain sector. Liquidity risk may result from the lack of an active market, reduced number and capacity of traditional market participants to make a market in fixed income securities, and may be magnified in a rising interest rate environment or other circumstances where investor redemptions from fixed income funds may be higher than normal, causing increased supply in the market due to selling activity

**Derivatives Risk:** the risk of investing in derivative instruments (such as forwards, futures, swaps and structured securities) and other similar investments, including leverage, liquidity, interest rate, market, counterparty (including credit), operational, legal and management risks, and valuation complexity. Changes in the value of a derivative or other similar investments may not correlate perfectly with, and may be more sensitive to market events than, the underlying asset, rate or index, and the Fund could lose more than the initial amount invested. Changes in the value of a derivative or other similar instrument may also create margin delivery or settlement payment obligations for the Fund. The Fund's use of derivatives or other similar investments may result in losses to the Fund, a reduction in the Fund's returns and/or increased volatility. Over-the-counter ("OTC") derivatives or other similar investments are also subject to the risk that a counterparty to the transaction will not fulfill its contractual obligations to the other party, as many of the protections afforded to centrally-cleared derivative transactions might not be available for OTC derivatives or other similar investments. The primary credit risk on derivatives that are exchange-traded or traded through a central clearing counterparty resides with the Fund's clearing broker or the clearinghouse. Changes in regulation relating to a registered fund's use of derivatives and related instruments could potentially limit or impact the Fund's ability to invest in derivatives, limit the Fund's ability to employ certain strategies that use derivatives or other similar investments and/or adversely affect the

value of derivatives or other similar investments and the Fund's performance

**Equity Risk:** the risk that the value of equity securities, such as common stocks and preferred securities, may decline due to general market conditions which are not specifically related to a particular company or to factors affecting a particular industry or industries. Equity securities generally have greater price volatility than fixed income securities

**Mortgage-Related and Other Asset-Backed Securities Risk:** the risks of investing in mortgage-related and other asset-backed securities, including interest rate risk, extension risk, prepayment risk and credit risk. The Fund may invest in any tranche of mortgage-related or other asset-backed securities, including junior and/or equity tranches (to the extent consistent with other of the Fund's guidelines), which generally carry higher levels of the foregoing risks

**Leveraging Risk:** the risk that certain transactions of the Fund, such as reverse repurchase agreements, loans of portfolio securities, and the use of when-issued, delayed delivery or forward commitment transactions, or derivative instruments, may give rise to leverage, magnifying gains and losses and causing the Fund to be more volatile than if it had not been leveraged. This means that leverage entails a heightened risk of loss

**Management Risk:** the risk that the investment techniques and risk analyses applied by PIMCO will not produce the desired results and that actual or potential conflicts of interest, legislative, regulatory, or tax restrictions, policies or developments may affect the investment techniques available to PIMCO and the individual portfolio managers in connection with managing the Fund and may cause PIMCO to restrict or prohibit participation in certain investments. There is no guarantee that the investment objective of the Fund will be achieved

**Municipal Bond Risk:** the risk that a Fund may be affected significantly by the economic, regulatory or political developments affecting the ability of issuers of Municipal Bonds to pay interest or repay principal

**California State-Specific Risk:** the risk that by concentrating its investments in California Municipal Bonds, the Fund may be affected significantly by economic, regulatory or political developments affecting the ability of California issuers to pay interest or repay principal

**New York State-Specific Risk:** the risk that by concentrating its investments in New York Municipal Bonds, the Fund may be affected significantly by economic, regulatory or political developments affecting the ability of New York issuers to pay interest or repay principal

**AMT Bonds Risk:** the risk that "AMT Bonds," which are municipal securities that pay interest that is taxable under the federal alternative minimum tax applicable to noncorporate taxpayers, may expose the Fund to certain risks in addition to those typically associated with municipal bonds. Interest or principal on AMT Bonds paid out of current or anticipated revenues from a specific project or specific asset may be adversely impacted by declines in revenue from the project or

asset. Declines in general business activity could also affect the economic viability of facilities that are the sole source of revenue to support AMT Bonds. In this regard, AMT Bonds may entail greater risks than general obligation municipal bonds. For shareholders subject to the federal alternative minimum tax, a portion of the Fund's distributions may not be exempt from gross federal income, which may give rise to alternative minimum tax liability

**Municipal Project-Specific Risk:** the risk that the Fund may be more sensitive to adverse economic, business or political developments if it invests a substantial portion of its assets in the bonds of similar projects (such as those relating to education, health care, housing, transportation, and utilities), industrial development bonds, or in bonds from issuers in a single state

**Short Exposure Risk:** the risk of entering into short sales or other short positions, including the potential loss of more money than the actual cost of the investment, and the risk that the third party to the short sale or other short position will not fulfill its contractual obligations, causing a loss to the Fund

Please see "Description of Principal Risks" in the Fund's prospectus for a more detailed description of the risks of investing in the Fund. An investment in the Fund is not a deposit of a bank and is not insured or guaranteed by the Federal Deposit Insurance Corporation or any other government agency.

## Performance Information

The performance information shows summary performance information for the Fund in a bar chart and an Average Annual Total Returns table. The information provides some indication of the risks of investing in the Fund by showing changes in its performance from year to year and by showing how the Fund's average annual returns compare with the returns of a broad-based securities market index and an index of similar funds. Absent any applicable fee waivers and/or expense limitations, performance would have been lower. The bar chart shows performance of the Fund's Institutional Class shares. For periods prior to the inception date of I-3 shares (July 30, 2021), performance information shown in the table for that class is based on the performance of the Fund's Institutional Class shares, adjusted to reflect the fees and expenses paid by the I-3 shares. Performance for Class A and Class C shares in the Average Annual Total Returns table reflects the impact of sales charges. *The Fund's past performance, before and after taxes, is not necessarily an indication of how the Fund will perform in the future.*

The Bloomberg Municipal Bond Index consists of a broad selection of investment-grade general obligation and revenue bonds of maturities ranging from one year to 30 years. It is an unmanaged index representative of the tax-exempt bond market. The index is made up of all investment grade municipal bonds issued after 12/31/90 having a remaining maturity of at least one year. It is not possible to invest directly in an unmanaged index. If only two of the three agencies rate the security, the lower rating is used to determine index eligibility. If only one of the three agencies rates a security, the rating must be investment-grade. They must have an outstanding par value of at least

# PIMCO Municipal Bond Fund

\$7 million and must be issued as part of a transaction of at least \$75 million. The bonds must be fixed rate, have a dated-date after December 31, 1990, and must be at least one year from their maturity date. Remarketed issues, taxable municipal bonds, bonds with floating rates, and derivatives, are excluded from the benchmark. The Lipper General & Insured Municipal Debt Funds Average is a total return performance average of Funds tracked by Lipper, Inc. that either invest primarily in municipal debt issues rated in the top four credit ratings or invest primarily in municipal debt issues insured as to timely payment.

Performance for the Fund is updated daily and quarterly and may be obtained as follows: daily and quarterly updates on the net asset value and performance page at <https://www.pimco.com/en-us/product-finder>.

## Investment Adviser/Portfolio Managers

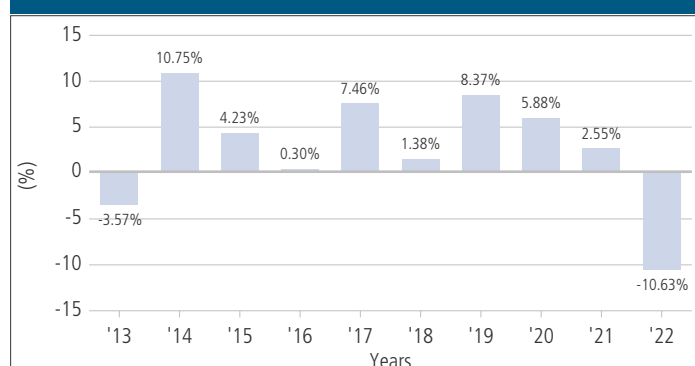


PIMCO serves as the investment adviser for the Fund. The Fund's portfolio is jointly and primarily managed by David Hammer and Kyle Christine. Mr. Hammer is a Managing Director of PIMCO, and he has managed the Fund since August 2015. Mr. Christine is a Senior Vice President of PIMCO, and he has managed the Fund since April 2023.

## Other Important Information Regarding Fund Shares

For important information about purchase and sale of Fund shares, tax information, and payments to broker-dealers and other financial intermediaries, please turn to the "Summary of Other Important Information Regarding Fund Shares" section on page 33 of this prospectus.

Calendar Year Total Returns — Institutional Class



Best Quarter	March 31, 2014	4.27%
Worst Quarter	March 31, 2022	-6.55%
Year-to-Date	June 30, 2023	3.68%

## Average Annual Total Returns (for periods ended 12/31/22)

	1 Year	5 Years	10 Years
Institutional Class Return Before Taxes	-10.63%	1.29%	2.49%
Institutional Class Return After Taxes on Distributions <sup>(1)</sup>	-10.75%	1.20%	2.40%
Institutional Class Return After Taxes on Distributions and Sales of Fund Shares <sup>(1)</sup>	-5.32%	1.61%	2.58%
I-2 Return Before Taxes	-10.72%	1.19%	2.39%
I-3 Return Before Taxes	-10.77%	1.13%	2.34%
Class A Return Before Taxes	-12.92%	0.52%	1.78%
Class C Return Before Taxes	-12.22%	0.47%	1.67%
Bloomberg Municipal Bond Index (reflects no deductions for fees, expenses or taxes)	-8.53%	1.25%	2.13%
Lipper General & Insured Municipal Debt Funds Average (reflects no deductions for taxes)	-10.79%	0.68%	1.73%

<sup>1</sup> After-tax returns are calculated using the highest historical individual federal marginal income tax rates and do not reflect the impact of state and local taxes. Actual after-tax returns depend on an investor's tax situation and may differ from those shown, and the after-tax returns shown are not relevant to investors who hold their Fund shares through tax-deferred arrangements, such as 401(k) plans or individual retirement accounts. In some cases the return after taxes may exceed the return before taxes due to an assumed tax benefit from any losses on a sale of Fund shares at the end of the measurement period. After-tax returns are for Institutional Class shares only. After-tax returns for other classes will vary.

## Investment Objective

The Fund seeks maximum tax exempt income.

## Fees and Expenses of the Fund

This table describes the fees and expenses that you may pay if you buy, hold and sell shares of the Fund. You may pay other fees, such as brokerage commissions and other fees to financial intermediaries, which are not reflected in the table and example below. You may qualify for sales charge discounts if you and your family invest, or agree to invest in the future, at least \$100,000 in Class A shares of eligible funds offered by PIMCO Equity Series and PIMCO Funds. More information about these and other discounts is available in the "Classes of Shares" section on page 47 of the Fund's prospectus, Appendix B to the Fund's prospectus (Financial Firm-Specific Sales Charge Waivers and Discounts) or from your financial professional.

### Shareholder Fees (fees paid directly from your investment):

	Inst Class	I-2	Class A	Class C
Maximum Sales Charge (Load) Imposed on Purchases (as a percentage of offering price)	None	None	2.25%	None
Maximum Deferred Sales Charge (Load) (as a percentage of the lower of the original purchase price or redemption price)	None	None	1.00%	1.00%

### Annual Fund Operating Expenses (expenses that you pay each year as a percentage of the value of your investment):

	Inst Class	I-2	Class A	Class C
Management Fees	0.45%	0.55%	0.55%	0.55%
Distribution and/or Service (12b-1) Fees	N/A	N/A	0.25%	0.75%
<b>Total Annual Fund Operating Expenses</b>	<b>0.45%</b>	<b>0.55%</b>	<b>0.80%</b>	<b>1.30%</b>

**Example.** The Example is intended to help you compare the cost of investing in Institutional Class, I-2, Class A or Class C shares of the Fund with the costs of investing in other mutual funds. The Example assumes that you invest \$10,000 in the noted class of shares for the time periods indicated, and then hold or redeem all your shares at the end of those periods. The Example also assumes that your investment has a 5% return each year and that the Fund's operating expenses remain the same. Although your actual costs may be higher or lower, based on these assumptions your costs would be:

### If you redeem your shares at the end of each period:

	1 Year	3 Years	5 Years	10 Years
Institutional Class	\$46	\$144	\$252	\$567
I-2	\$56	\$176	\$307	\$689
Class A	\$305	\$475	\$659	\$1,193
Class C	\$232	\$412	\$713	\$1,568

### If you do not redeem your shares:

	1 Year	3 Years	5 Years	10 Years
Class A	\$305	\$475	\$659	\$1,193
Class C	\$132	\$412	\$713	\$1,568

## Portfolio Turnover

The Fund pays transaction costs when it buys and sells securities (or "turns over" its portfolio). A higher portfolio turnover rate may indicate higher transaction costs and may result in higher taxes when Fund shares are held in a taxable account. These costs, which are not reflected in the Annual Fund Operating Expenses or in the Example tables, affect the Fund's performance. During the most recent fiscal year, the Fund's portfolio turnover rate was 68% of the average value of its portfolio.

## Principal Investment Strategies

The Fund seeks to achieve its investment objective by investing under normal circumstances at least 80% of its assets in debt securities whose interest is, in the opinion of bond counsel for the issuer at the time of issuance, exempt from federal income tax ("Municipal Bonds"). Municipal Bonds generally are issued by or on behalf of states and local governments and their agencies, authorities and other instrumentalities.

The Fund may invest in Fixed Income Instruments which include bonds, debt securities and other similar instruments issued by various U.S. and non-U.S. public- or private-sector entities. The Fund may invest without limitation in "private activity" bonds whose interest is a tax-preference item for purposes of the federal alternative minimum tax ("AMT"). For shareholders subject to the AMT, distributions derived from "private activity" bonds must be included in their AMT calculations, and as such a portion of the Fund's distribution may be subject to federal income tax. The Fund may invest more than 25% of its total assets in bonds of issuers in California and New York. To the extent that the Fund concentrates its investments in California or New York, it will be subject to California or New York State-Specific Risk. The Fund may also invest 25% or more of its total assets in Municipal Bonds that finance education, health care, housing, transportation, utilities and other similar projects, and 25% or more of its total assets in industrial development bonds. The Fund may invest the remainder of its net assets in other types of Fixed Income Instruments. "Fixed Income Instruments" include bonds, debt securities and other similar instruments issued by various U.S. and non-U.S. public- or private-sector entities. The average portfolio duration of this Fund normally varies within (negative) 2 years to positive 4 years of the portfolio duration of the securities comprising the Bloomberg 1-15 Year Municipal Bond Index, as calculated by Pacific Investment Management Company LLC ("PIMCO"), which as of May 31, 2023 was 4.69 years. Duration is a measure used to determine the sensitivity of a security's price to changes in interest rates. The longer a security's duration, the more sensitive it will be to changes in interest rates. The portfolio manager focuses on bonds with the potential to offer attractive current income, typically looking for bonds that can provide consistently attractive current yields or that are trading at competitive market prices. Capital appreciation, if any, generally arises from decreases in interest rates or improving credit fundamentals for a particular state, municipality or issuer.

The Fund invests primarily in investment grade debt securities, but may invest up to 10% of its total assets in Municipal Bonds or "private activity" bonds which are high yield securities ("junk bonds"), as rated

# PIMCO National Intermediate Municipal Bond Fund

---

by Moody's Investors Service, Inc. ("Moody's"), Standard & Poor's Ratings Services ("S&P") or Fitch, Inc. ("Fitch"), or, if unrated, as determined by PIMCO. In the event that ratings services assign different ratings to the same security, PIMCO will use the highest rating as the credit rating for that security.

The Fund may invest in derivative instruments, such as options, futures contracts or swap agreements, and invest in mortgage- or asset-backed securities. The Fund may purchase or sell securities on a when-issued, delayed delivery or forward commitment basis and may engage in short sales. The Fund may also invest in securities issued by entities, such as trusts, whose underlying assets are Municipal Bonds, including, without limitation, residual interest bonds. The Fund may, without limitation, seek to obtain market exposure to the securities in which it primarily invests by entering into a series of purchase and sale contracts or by using other investment techniques (such as buy backs or dollar rolls). The Fund may also invest up to 10% of its total assets in preferred securities.

## Principal Risks

It is possible to lose money on an investment in the Fund. The principal risks of investing in the Fund, which could adversely affect its net asset value, yield and total return, are listed below.

**Interest Rate Risk:** the risk that fixed income securities will fluctuate in value because of a change in interest rates; a fund with a longer average portfolio duration will be more sensitive to changes in interest rates than a fund with a shorter average portfolio duration

**Call Risk:** the risk that an issuer may exercise its right to redeem a fixed income security earlier than expected (a call). Issuers may call outstanding securities prior to their maturity for a number of reasons (e.g., declining interest rates, changes in credit spreads and improvements in the issuer's credit quality). If an issuer calls a security that the Fund has invested in, the Fund may not recoup the full amount of its initial investment or may not realize the full anticipated earnings from the investment and may be forced to reinvest in lower-yielding securities, securities with greater credit risks or securities with other, less favorable features

**Credit Risk:** the risk that the Fund could lose money if the issuer or guarantor of a fixed income security, or the counterparty to a derivative contract, or the issuer or guarantor of collateral, is unable or unwilling, or is perceived (whether by market participants, rating agencies, pricing services or otherwise) as unable or unwilling, to meet its financial obligations

**High Yield Risk:** the risk that high yield securities and unrated securities of similar credit quality (commonly known as "junk bonds") are subject to greater levels of credit, call and liquidity risks. High yield securities are considered primarily speculative with respect to the issuer's continuing ability to make principal and interest payments, and may be more volatile than higher-rated securities of similar maturity

**Market Risk:** the risk that the value of securities owned by the Fund may go up or down, sometimes rapidly or unpredictably, due to factors affecting securities markets generally or particular industries

**Issuer Risk:** the risk that the value of a security may decline for a reason directly related to the issuer, such as management performance, changes in financial condition or credit rating, financial leverage, reputation or reduced demand for the issuer's goods or services

**Liquidity Risk:** the risk that a particular investment may be difficult to purchase or sell and that the Fund may be unable to sell illiquid investments at an advantageous time or price or achieve its desired level of exposure to a certain sector. Liquidity risk may result from the lack of an active market, reduced number and capacity of traditional market participants to make a market in fixed income securities, and may be magnified in a rising interest rate environment or other circumstances where investor redemptions from fixed income funds may be higher than normal, causing increased supply in the market due to selling activity

**Derivatives Risk:** the risk of investing in derivative instruments (such as forwards, futures, swaps and structured securities) and other similar investments, including leverage, liquidity, interest rate, market, counterparty (including credit), operational, legal and management risks, and valuation complexity. Changes in the value of a derivative or other similar investments may not correlate perfectly with, and may be more sensitive to market events than, the underlying asset, rate or index, and the Fund could lose more than the initial amount invested. Changes in the value of a derivative or other similar instrument may also create margin delivery or settlement payment obligations for the Fund. The Fund's use of derivatives or other similar investments may result in losses to the Fund, a reduction in the Fund's returns and/or increased volatility. Over-the-counter ("OTC") derivatives or other similar investments are also subject to the risk that a counterparty to the transaction will not fulfill its contractual obligations to the other party, as many of the protections afforded to centrally-cleared derivative transactions might not be available for OTC derivatives or other similar investments. The primary credit risk on derivatives that are exchange-traded or traded through a central clearing counterparty resides with the Fund's clearing broker or the clearinghouse. Changes in regulation relating to a registered fund's use of derivatives and related instruments could potentially limit or impact the Fund's ability to invest in derivatives, limit the Fund's ability to employ certain strategies that use derivatives or other similar investments and/or adversely affect the value of derivatives or other similar investments and the Fund's performance

**Equity Risk:** the risk that the value of equity securities, such as common stocks and preferred securities, may decline due to general market conditions which are not specifically related to a particular company or to factors affecting a particular industry or industries. Equity securities generally have greater price volatility than fixed income securities

**Mortgage-Related and Other Asset-Backed Securities Risk:** the risks of investing in mortgage-related and other asset-backed securities,

including interest rate risk, extension risk, prepayment risk and credit risk. The Fund may invest in any tranche of mortgage-related or other asset-backed securities, including junior and/or equity tranches (to the extent consistent with other of the Fund's guidelines), which generally carry higher levels of the foregoing risks

**Leveraging Risk:** the risk that certain transactions of the Fund, such as reverse repurchase agreements, loans of portfolio securities, and the use of when-issued, delayed delivery or forward commitment transactions, or derivative instruments, may give rise to leverage, magnifying gains and losses and causing the Fund to be more volatile than if it had not been leveraged. This means that leverage entails a heightened risk of loss

**Management Risk:** the risk that the investment techniques and risk analyses applied by PIMCO will not produce the desired results and that actual or potential conflicts of interest, legislative, regulatory, or tax restrictions, policies or developments may affect the investment techniques available to PIMCO and the individual portfolio managers in connection with managing the Fund and may cause PIMCO to restrict or prohibit participation in certain investments. There is no guarantee that the investment objective of the Fund will be achieved

**Municipal Bond Risk:** the risk that a Fund may be affected significantly by the economic, regulatory or political developments affecting the ability of issuers of Municipal Bonds to pay interest or repay principal

**California State-Specific Risk:** the risk that by concentrating its investments in California Municipal Bonds, the Fund may be affected significantly by economic, regulatory or political developments affecting the ability of California issuers to pay interest or repay principal

**New York State-Specific Risk:** the risk that by concentrating its investments in New York Municipal Bonds, the Fund may be affected significantly by economic, regulatory or political developments affecting the ability of New York issuers to pay interest or repay principal

**AMT Bonds Risk:** the risk that "AMT Bonds," which are municipal securities that pay interest that is taxable under the federal alternative minimum tax applicable to noncorporate taxpayers, may expose the Fund to certain risks in addition to those typically associated with municipal bonds. Interest or principal on AMT Bonds paid out of current or anticipated revenues from a specific project or specific asset may be adversely impacted by declines in revenue from the project or asset. Declines in general business activity could also affect the economic viability of facilities that are the sole source of revenue to support AMT Bonds. In this regard, AMT Bonds may entail greater risks than general obligation municipal bonds. For shareholders subject to the federal alternative minimum tax, a portion of the Fund's distributions may not be exempt from gross federal income, which may give rise to alternative minimum tax liability

**Municipal Project-Specific Risk:** the risk that the Fund may be more sensitive to adverse economic, business or political developments if it invests a substantial portion of its assets in the bonds of similar projects (such as those relating to education, health care, housing,

transportation, and utilities), industrial development bonds, or in bonds from issuers in a single state

**Short Exposure Risk:** the risk of entering into short sales or other short positions, including the potential loss of more money than the actual cost of the investment, and the risk that the third party to the short sale or other short position will not fulfill its contractual obligations, causing a loss to the Fund

Please see "Description of Principal Risks" in the Fund's prospectus for a more detailed description of the risks of investing in the Fund. An investment in the Fund is not a deposit of a bank and is not insured or guaranteed by the Federal Deposit Insurance Corporation or any other government agency.

## Performance Information

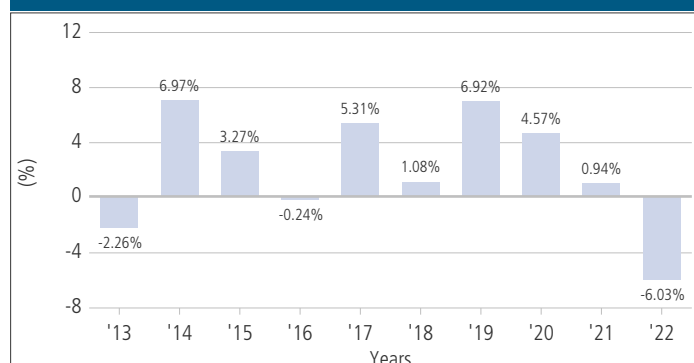
The performance information shows summary performance information for the Fund in a bar chart and an Average Annual Total Returns table. The information provides some indication of the risks of investing in the Fund by showing changes in its performance from year to year and by showing how the Fund's average annual returns compare with the returns of a broad-based securities market index and an index of similar funds. Absent any applicable fee waivers and/or expense limitations, performance would have been lower. The bar chart shows performance of the Fund's Institutional Class shares. Performance for Class A and Class C shares in the Average Annual Total Returns table reflects the impact of sales charges. *The Fund's past performance, before and after taxes, is not necessarily an indication of how the Fund will perform in the future.*

The Bloomberg 1-15 Year Municipal Bond Index is the 1-15 Year (1-17) component of the Bloomberg Municipal Bond Index. Bloomberg 1-15 Year Municipal Bond Index consists of a broad selection of investment grade general obligation and revenue bonds of maturities ranging from one year to 17 years. It is an unmanaged index representative of the tax exempt bond market. It is not possible to invest directly in an unmanaged index. If only two of the three agencies rate the security, the lower rating is used to determine index eligibility. If only one of the three agencies rates a security, the rating must be investment-grade. They must have an outstanding par value of at least \$7 million and be issued as part of a transaction of at least \$75 million. The bonds must be fixed rate, have a dated-date after December 31, 1990, and must be at least one year from their maturity date. Remarketed issues, taxable municipal bonds, bonds with floating rates, and derivatives, are excluded from the benchmark. The Lipper Intermediate Municipal Debt Funds Average is a total return performance average of Funds tracked by Lipper, Inc. that invest in municipal debt issues with dollar-weighted average maturities of five to ten years.

Performance for the Fund is updated daily and quarterly and may be obtained as follows: daily and quarterly updates on the net asset value and performance page at <https://www.pimco.com/en-us/product-finder>.

# PIMCO National Intermediate Municipal Bond Fund

## Calendar Year Total Returns — Institutional Class



Best Quarter	December 31, 2022	3.31%
Worst Quarter	March 31, 2022	-5.31%
Year-to-Date	June 30, 2023	2.75%

## Other Important Information Regarding Fund Shares

For important information about purchase and sale of Fund shares, tax information, and payments to broker-dealers and other financial intermediaries, please turn to the "Summary of Other Important Information Regarding Fund Shares" section on page 33 of this prospectus.

## Average Annual Total Returns (for periods ended 12/31/22)

	1 Year	5 Years	10 Years
Institutional Class Return Before Taxes	-6.03%	1.40%	1.98%
Institutional Class Return After Taxes on Distributions <sup>(1)</sup>	-6.13%	1.33%	1.93%
Institutional Class Return After Taxes on Distributions and Sales of Fund Shares <sup>(1)</sup>	-2.78%	1.56%	2.00%
I-2 Return Before Taxes	-6.12%	1.30%	1.87%
Class A Return Before Taxes	-8.44%	0.59%	1.23%
Class C Return Before Taxes	-7.75%	0.54%	1.11%
Bloomberg 1-15 Year Municipal Bond Index (reflects no deductions for fees, expenses or taxes)	-5.95%	1.44%	1.95%
Lipper Intermediate Municipal Debt Funds Average (reflects no deductions for taxes) <sup>(2)</sup>	-7.61%	0.97%	1.50%

<sup>1</sup> After-tax returns are calculated using the highest historical individual federal marginal income tax rates and do not reflect the impact of state and local taxes. Actual after-tax returns depend on an investor's tax situation and may differ from those shown, and the after-tax returns shown are not relevant to investors who hold their Fund shares through tax-deferred arrangements, such as 401(k) plans or individual retirement accounts. In some cases the return after taxes may exceed the return before taxes due to an assumed tax benefit from any losses on a sale of Fund shares at the end of the measurement period. After-tax returns are for Institutional Class shares only. After-tax returns for other classes will vary.

<sup>2</sup> The Lipper Average's since inception return is determined from the nearest month-end following the Fund's inception date and not from the actual inception date of the Fund.

## Investment Adviser/Portfolio Managers



PIMCO serves as the investment adviser for the Fund. The Fund's portfolio is jointly and primarily managed by David Hammer and Kyle Christine. Mr. Hammer is a Managing Director of PIMCO, and he has managed the Fund since June

2016. Mr. Christine is a Senior Vice President of PIMCO, and he has managed the Fund since April 2023.

## Investment Objective

The Fund seeks high current income exempt from federal and New York income tax. Capital appreciation is a secondary objective.

## Fees and Expenses of the Fund

This table describes the fees and expenses that you may pay if you buy, hold and sell shares of the Fund. You may pay other fees, such as brokerage commissions and other fees to financial intermediaries, which are not reflected in the table and example below. You may qualify for sales charge discounts if you and your family invest, or agree to invest in the future, at least \$100,000 in Class A shares of eligible funds offered by PIMCO Equity Series and PIMCO Funds. More information about these and other discounts is available in the "Classes of Shares" section on page 47 of the Fund's prospectus, Appendix B to the Fund's prospectus (Financial Firm-Specific Sales Charge Waivers and Discounts) or from your financial professional.

### Shareholder Fees (fees paid directly from your investment):

	Inst Class	I-2	I-3	Class A	Class C
Maximum Sales Charge (Load) Imposed on Purchases (as a percentage of offering price)	None	None	None	2.25%	None
Maximum Deferred Sales Charge (Load) (as a percentage of the lower of the original purchase price or redemption price)	None	None	None	1.00%	1.00%

### Annual Fund Operating Expenses (expenses that you pay each year as a percentage of the value of your investment):

	Inst Class	I-2	I-3	Class A	Class C
Management Fees	0.445%	0.545%	0.645%	0.525%	0.525%
Distribution and/or Service (12b-1) Fees	N/A	N/A	N/A	0.25%	1.00%
Other Expenses <sup>(1)</sup>	0.01%	0.01%	0.01%	0.01%	0.01%
<b>Total Annual Fund Operating Expenses</b>	<b>0.455%</b>	<b>0.555%</b>	<b>0.655%</b>	<b>0.785%</b>	<b>1.535%</b>
Fee Waiver and/or Expense Reimbursement <sup>(2)</sup>	N/A	N/A	(0.05%)	N/A	N/A
<b>Total Annual Fund Operating Expenses After Fee Waiver and/or Expense Reimbursement</b>	<b>0.455%</b>	<b>0.555%</b>	<b>0.605%</b>	<b>0.785%</b>	<b>1.535%</b>

<sup>1</sup> "Other Expenses" include interest expense of 0.01%. Interest expense is borne by the Fund separately from the management fees paid to Pacific Investment Management Company LLC ("PIMCO"). Excluding interest expense, Total Annual Fund Operating Expenses After Fee Waiver and/or Expense Reimbursement are 0.445%, 0.545%, 0.595%, 0.775% and 1.525% for Institutional Class, I-2, I-3, Class A and Class C shares, respectively.

<sup>2</sup> Pacific Investment Management Company LLC ("PIMCO") has contractually agreed, through July 31, 2024, to reduce its supervisory and administrative fee for the Fund's I-3 shares by 0.05% of the average daily net assets attributable to I-3 shares of the Fund. This Fee Waiver Agreement renews annually unless terminated by PIMCO upon at least 30 days' prior notice to the end of the contract term.

**Example.** The Example is intended to help you compare the cost of investing in Institutional Class, I-2, I-3, Class A or Class C shares of the Fund with the costs of investing in other mutual funds. The Example assumes that you invest \$10,000 in the noted class of shares for the time periods indicated, and then hold or redeem all your shares at the

end of those periods. The Example also assumes that your investment has a 5% return each year and that the Fund's operating expenses remain the same. Although your actual costs may be higher or lower, based on these assumptions your costs would be:

### If you redeem your shares at the end of each period:

	1 Year	3 Years	5 Years	10 Years
Institutional Class	\$47	\$146	\$255	\$573
I-2	\$57	\$178	\$310	\$695
I-3	\$62	\$205	\$360	\$812
Class A	\$303	\$470	\$651	\$1,175
Class C	\$256	\$485	\$837	\$1,829

### If you do not redeem your shares:

	1 Year	3 Years	5 Years	10 Years
Class A	\$303	\$470	\$651	\$1,175
Class C	\$156	\$485	\$837	\$1,829

## Portfolio Turnover

The Fund pays transaction costs when it buys and sells securities (or "turns over" its portfolio). A higher portfolio turnover rate may indicate higher transaction costs and may result in higher taxes when Fund shares are held in a taxable account. These costs, which are not reflected in the Annual Fund Operating Expenses or in the Example tables, affect the Fund's performance. During the most recent fiscal year, the Fund's portfolio turnover rate was 64% of the average value of its portfolio.

## Principal Investment Strategies

The Fund seeks to achieve its investment objective by investing under normal circumstances at least 80% of its assets in debt securities whose interest is, in the opinion of bond counsel for the issuer at the time of issuance, exempt from regular federal income tax and New York income tax ("New York Municipal Bonds"). New York Municipal Bonds generally are issued by or on behalf of the State of New York and its political subdivisions, financing authorities and their agencies. The Fund may invest in debt securities of an issuer located outside of New York whose interest is, in the opinion of bond counsel for the issuer at the time of issuance, exempt from regular federal income tax and New York income tax. By concentrating its investments in New York, the Fund will be subject to New York State-Specific Risk. The Fund may invest without limitation in "private activity" bonds whose interest is a tax-preference item for purposes of the federal alternative minimum tax ("AMT"). For shareholders subject to the AMT, a substantial portion of the Fund's distributions may not be exempt from federal income tax.

The Fund may invest 25% or more of its total assets in debt securities whose interest is, in the opinion of bond counsel for the issuer at the time of issuance, exempt from federal income tax ("Municipal Bonds") that finance education, health care, housing, transportation, utilities and other similar projects, and 25% or more of its total assets in industrial development bonds. The Fund may invest the remainder of its net assets in other types of Fixed Income Instruments. "Fixed Income Instruments"

# PIMCO New York Municipal Bond Fund

---

include bonds, debt securities and other similar instruments issued by various U.S. and non-U.S. public- or private-sector entities. The average portfolio duration of this Fund normally varies within (negative) 2 years to positive 4 years of the portfolio duration of the securities comprising the Bloomberg New York Municipal Bond Index, as calculated by PIMCO, which as of May 31, 2023 was 6.45 years. Duration is a measure used to determine the sensitivity of a security's price to changes in interest rates. The longer a security's duration, the more sensitive it will be to changes in interest rates. The portfolio manager focuses on bonds with the potential to offer attractive current income, typically looking for bonds that can provide consistently attractive current yields or that are trading at competitive market prices. Capital appreciation, if any, generally arises from decreases in interest rates or improving credit fundamentals for a particular state, municipality or issuer.

The Fund invests primarily in investment grade debt securities, but may invest up to 20% of its total assets in high yield securities ("junk bonds"), as rated by Moody's Investors Service, Inc. ("Moody's"), Standard & Poor's Ratings Services ("S&P") or Fitch, Inc. ("Fitch"), or, if unrated, as determined by PIMCO. In the event that ratings services assign different ratings to the same security, PIMCO will use the highest rating as the credit rating for that security. The Fund is non-diversified, which means that it may invest its assets in a smaller number of issuers than a diversified fund.

The Fund may invest in derivative instruments, such as options, futures contracts or swap agreements, or in mortgage- or asset-backed securities. The Fund may purchase or sell securities on a when-issued, delayed delivery or forward commitment basis and may engage in short sales. The Fund may also invest in securities issued by entities, such as trusts, whose underlying assets are Municipal Bonds, including, without limitation, residual interest bonds. The Fund may, without limitation, seek to obtain market exposure to the securities in which it primarily invests by entering into a series of purchase and sale contracts or by using other investment techniques (such as buy backs or dollar rolls). The Fund may also invest up to 10% of its total assets in preferred securities.

## Principal Risks

It is possible to lose money on an investment in the Fund. The principal risks of investing in the Fund, which could adversely affect its net asset value, yield and total return, are listed below.

**Interest Rate Risk:** the risk that fixed income securities will fluctuate in value because of a change in interest rates; a fund with a longer average portfolio duration will be more sensitive to changes in interest rates than a fund with a shorter average portfolio duration

**Call Risk:** the risk that an issuer may exercise its right to redeem a fixed income security earlier than expected (a call). Issuers may call outstanding securities prior to their maturity for a number of reasons (e.g., declining interest rates, changes in credit spreads and improvements in the issuer's credit quality). If an issuer calls a security that the Fund has invested in, the Fund may not recoup the full amount

of its initial investment or may not realize the full anticipated earnings from the investment and may be forced to reinvest in lower-yielding securities, securities with greater credit risks or securities with other, less favorable features

**Credit Risk:** the risk that the Fund could lose money if the issuer or guarantor of a fixed income security, or the counterparty to a derivative contract, or the issuer or guarantor of collateral, is unable or unwilling, or is perceived (whether by market participants, rating agencies, pricing services or otherwise) as unable or unwilling, to meet its financial obligations

**High Yield Risk:** the risk that high yield securities and unrated securities of similar credit quality (commonly known as "junk bonds") are subject to greater levels of credit, call and liquidity risks. High yield securities are considered primarily speculative with respect to the issuer's continuing ability to make principal and interest payments, and may be more volatile than higher-rated securities of similar maturity

**Market Risk:** the risk that the value of securities owned by the Fund may go up or down, sometimes rapidly or unpredictably, due to factors affecting securities markets generally or particular industries

**Issuer Risk:** the risk that the value of a security may decline for a reason directly related to the issuer, such as management performance, changes in financial condition or credit rating, financial leverage, reputation or reduced demand for the issuer's goods or services

**Liquidity Risk:** the risk that a particular investment may be difficult to purchase or sell and that the Fund may be unable to sell illiquid investments at an advantageous time or price or achieve its desired level of exposure to a certain sector. Liquidity risk may result from the lack of an active market, reduced number and capacity of traditional market participants to make a market in fixed income securities, and may be magnified in a rising interest rate environment or other circumstances where investor redemptions from fixed income funds may be higher than normal, causing increased supply in the market due to selling activity

**Derivatives Risk:** the risk of investing in derivative instruments (such as forwards, futures, swaps and structured securities) and other similar investments, including leverage, liquidity, interest rate, market, counterparty (including credit), operational, legal and management risks, and valuation complexity. Changes in the value of a derivative or other similar investments may not correlate perfectly with, and may be more sensitive to market events than, the underlying asset, rate or index, and the Fund could lose more than the initial amount invested. Changes in the value of a derivative or other similar instrument may also create margin delivery or settlement payment obligations for the Fund. The Fund's use of derivatives or other similar investments may result in losses to the Fund, a reduction in the Fund's returns and/or increased volatility. Over-the-counter ("OTC") derivatives or other similar investments are also subject to the risk that a counterparty to the transaction will not fulfill its contractual obligations to the other party, as many of the protections afforded to centrally-cleared derivative transactions might not be available for OTC derivatives or other similar

investments. The primary credit risk on derivatives that are exchange-traded or traded through a central clearing counterparty resides with the Fund's clearing broker or the clearinghouse. Changes in regulation relating to a registered fund's use of derivatives and related instruments could potentially limit or impact the Fund's ability to invest in derivatives, limit the Fund's ability to employ certain strategies that use derivatives or other similar investments and/or adversely affect the value of derivatives or other similar investments and the Fund's performance

**Equity Risk:** the risk that the value of equity securities, such as common stocks and preferred securities, may decline due to general market conditions which are not specifically related to a particular company or to factors affecting a particular industry or industries. Equity securities generally have greater price volatility than fixed income securities

**Mortgage-Related and Other Asset-Backed Securities Risk:** the risks of investing in mortgage-related and other asset-backed securities, including interest rate risk, extension risk, prepayment risk and credit risk. The Fund may invest in any tranche of mortgage-related or other asset-backed securities, including junior and/or equity tranches (to the extent consistent with other of the Fund's guidelines), which generally carry higher levels of the foregoing risks

**Issuer Non-Diversification Risk:** the risk of focusing investments in a small number of issuers, including being more susceptible to risks associated with a single economic, political or regulatory occurrence than a more diversified portfolio might be. Funds that are "non-diversified" may invest a greater percentage of their assets in the securities of a single issuer (such as bonds issued by a particular state) than funds that are "diversified"

**Leveraging Risk:** the risk that certain transactions of the Fund, such as reverse repurchase agreements, loans of portfolio securities, and the use of when-issued, delayed delivery or forward commitment transactions, or derivative instruments, may give rise to leverage, magnifying gains and losses and causing the Fund to be more volatile than if it had not been leveraged. This means that leverage entails a heightened risk of loss

**Management Risk:** the risk that the investment techniques and risk analyses applied by PIMCO will not produce the desired results and that actual or potential conflicts of interest, legislative, regulatory, or tax restrictions, policies or developments may affect the investment techniques available to PIMCO and the individual portfolio managers in connection with managing the Fund and may cause PIMCO to restrict or prohibit participation in certain investments. There is no guarantee that the investment objective of the Fund will be achieved

**Municipal Bond Risk:** the risk that a Fund may be affected significantly by the economic, regulatory or political developments affecting the ability of issuers of Municipal Bonds to pay interest or repay principal

**New York State-Specific Risk:** the risk that by concentrating its investments in New York Municipal Bonds, the Fund may be affected

significantly by economic, regulatory or political developments affecting the ability of New York issuers to pay interest or repay principal

**AMT Bonds Risk:** the risk that "AMT Bonds," which are municipal securities that pay interest that is taxable under the federal alternative minimum tax applicable to noncorporate taxpayers, may expose the Fund to certain risks in addition to those typically associated with municipal bonds. Interest or principal on AMT Bonds paid out of current or anticipated revenues from a specific project or specific asset may be adversely impacted by declines in revenue from the project or asset. Declines in general business activity could also affect the economic viability of facilities that are the sole source of revenue to support AMT Bonds. In this regard, AMT Bonds may entail greater risks than general obligation municipal bonds. For shareholders subject to the federal alternative minimum tax, a portion of the Fund's distributions may not be exempt from gross federal income, which may give rise to alternative minimum tax liability

**Municipal Project-Specific Risk:** the risk that the Fund may be more sensitive to adverse economic, business or political developments if it invests a substantial portion of its assets in the bonds of similar projects (such as those relating to education, health care, housing, transportation, and utilities), industrial development bonds, or in bonds from issuers in a single state

**Short Exposure Risk:** the risk of entering into short sales or other short positions, including the potential loss of more money than the actual cost of the investment, and the risk that the third party to the short sale or other short position will not fulfill its contractual obligations, causing a loss to the Fund

Please see "Description of Principal Risks" in the Fund's prospectus for a more detailed description of the risks of investing in the Fund. An investment in the Fund is not a deposit of a bank and is not insured or guaranteed by the Federal Deposit Insurance Corporation or any other government agency.

## Performance Information

The performance information shows summary performance information for the Fund in a bar chart and an Average Annual Total Returns table. The information provides some indication of the risks of investing in the Fund by showing changes in its performance from year to year and by showing how the Fund's average annual returns compare with the returns of a broad-based securities market index and an index of similar funds. Absent any applicable fee waivers and/or expense limitations, performance would have been lower. The bar chart shows performance of the Fund's Institutional Class shares. For periods prior to the inception date of I-3 shares (July 30, 2021), performance information shown in the table for that class is based on the performance of the Fund's Institutional Class shares, adjusted to reflect the fees and expenses paid by the I-3 shares. Performance for Class A and Class C shares in the Average Annual Total Returns table reflects the impact of sales charges. *The Fund's past performance, before and after taxes, is not necessarily an indication of how the Fund will perform in the future.*

# PIMCO New York Municipal Bond Fund

The Bloomberg New York Municipal Bond Index is the New York component of the Bloomberg Municipal Bond Index. The Bloomberg New York Municipal Bond Index is the New York component of the Bloomberg Municipal Bond Index, which consists of a broad selection of investment grade general obligation and revenue bonds of maturities ranging from one year to 30 years. It is an unmanaged index representative of the tax-exempt bond market. The index is made up of all investment-grade municipal bonds issued after 12/31/90 having a remaining maturity of at least one year. It is not possible to invest directly in an unmanaged index. The Lipper New York Municipal Debt Funds Average is a total return performance average of funds tracked by Lipper, Inc. that invest at least 65% of their assets in municipal debt issues that are exempt from taxation in New York.

Performance for the Fund is updated daily and quarterly and may be obtained as follows: daily and quarterly updates on the net asset value and performance page at <https://www.pimco.com/en-us/product-finder>.

measurement period. After-tax returns are for Institutional Class shares only. After-tax returns for other classes will vary.

## Investment Adviser/Portfolio Managers

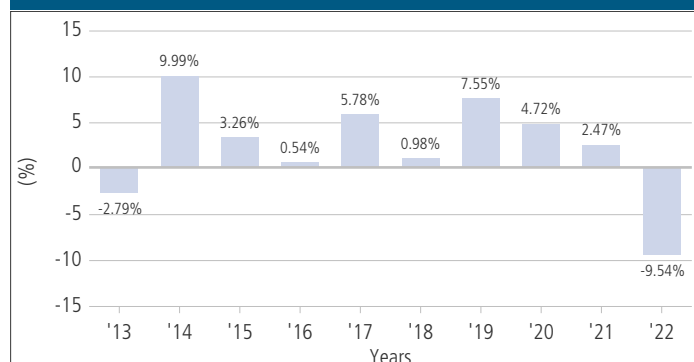


PIMCO serves as the investment adviser for the Fund. The Fund's portfolio is jointly and primarily managed by David Hammer and Kyle Christine. Mr. Hammer is a Managing Director of PIMCO, and he has managed the Fund since August 2015. Mr. Christine is a Senior Vice President of PIMCO, and he has managed the Fund since April 2023.

## Other Important Information Regarding Fund Shares

For important information about purchase and sale of Fund shares, tax information, and payments to broker-dealers and other financial intermediaries, please turn to the "Summary of Other Important Information Regarding Fund Shares" section on page 33 of this prospectus.

Calendar Year Total Returns — Institutional Class



Best Quarter	December 31, 2022	4.01%
Worst Quarter	March 31, 2022	-6.29%
Year-to-Date	June 30, 2023	3.99%

## Average Annual Total Returns (for periods ended 12/31/22)

	1 Year	5 Years	10 Years
Institutional Class Return Before Taxes	-9.54%	1.06%	2.15%
Institutional Class Return After Taxes on Distributions <sup>(1)</sup>	-9.61%	1.01%	2.11%
Institutional Class Return After Taxes on Distributions and Sales of Fund Shares <sup>(1)</sup>	-4.72%	1.37%	2.31%
I-2 Return Before Taxes	-9.64%	0.96%	2.05%
I-3 Return Before Taxes	-9.68%	0.91%	2.00%
Class A Return Before Taxes	-11.87%	0.27%	1.43%
Class C Return Before Taxes	-11.40%	-0.03%	1.06%
Bloomberg New York Municipal Bond Index (reflects no deductions for fees, expenses or taxes)	-8.94%	0.98%	1.99%
Lipper New York Municipal Debt Funds Average (reflects no deductions for taxes)	-11.47%	0.57%	1.59%

<sup>1</sup> After-tax returns are calculated using the highest historical individual federal marginal income tax rates and do not reflect the impact of state and local taxes. Actual after-tax returns depend on an investor's tax situation and may differ from those shown, and the after-tax returns shown are not relevant to investors who hold their Fund shares through tax-deferred arrangements, such as 401(k) plans or individual retirement accounts. In some cases the return after taxes may exceed the return before taxes due to an assumed tax benefit from any losses on a sale of Fund shares at the end of the

## Investment Objective

The Fund seeks high current income exempt from federal income tax, consistent with preservation of capital.

## Fees and Expenses of the Fund

This table describes the fees and expenses that you may pay if you buy, hold and sell shares of the Fund. You may pay other fees, such as brokerage commissions and other fees to financial intermediaries, which are not reflected in the table and example below. You may qualify for sales charge discounts if you and your family invest, or agree to invest in the future, at least \$100,000 in Class A shares of eligible funds offered by PIMCO Equity Series and PIMCO Funds. More information about these and other discounts is available in the "Classes of Shares" section on page 47 of the Fund's prospectus, Appendix B to the Fund's prospectus (Financial Firm-Specific Sales Charge Waivers and Discounts) or from your financial professional.

### Shareholder Fees (fees paid directly from your investment):

	Inst Class	I-2	I-3	Class A	Class C	Class C-2
Maximum Sales Charge (Load) Imposed on Purchases (as a percentage of offering price)	None	None	None	2.25%	None	None
Maximum Deferred Sales Charge (Load) (as a percentage of the lower of the original purchase price or redemption price)	None	None	None	1.00%	1.00%	1.00%

### Annual Fund Operating Expenses (expenses that you pay each year as a percentage of the value of your investment):

	Inst Class	I-2	I-3	Class A	Class C	Class C-2
Management Fees	0.33%	0.43%	0.53%	0.48%	0.48%	0.48%
Distribution and/or Service (12b-1) Fees	N/A	N/A	N/A	0.25%	0.55%	0.75%
<b>Total Annual Fund Operating Expenses</b>	<b>0.33%</b>	<b>0.43%</b>	<b>0.53%</b>	<b>0.73%</b>	<b>1.03%</b>	<b>1.23%</b>
Fee Waiver and/or Expense Reimbursement <sup>(1)</sup>	N/A	N/A	(0.05%)	N/A	N/A	N/A
<b>Total Annual Fund Operating Expenses After Fee Waiver and/or Expense Reimbursement</b>	<b>0.33%</b>	<b>0.43%</b>	<b>0.48%</b>	<b>0.73%</b>	<b>1.03%</b>	<b>1.23%</b>

<sup>1</sup> Pacific Investment Management Company LLC ("PIMCO") has contractually agreed, through July 31, 2024, to reduce its supervisory and administrative fee for the Fund's I-3 shares by 0.05% of the average daily net assets attributable to I-3 shares of the Fund. This Fee Waiver Agreement renews annually unless terminated by PIMCO upon at least 30 days' prior notice to the end of the contract term.

**Example.** The Example is intended to help you compare the cost of investing in Institutional Class, I-2, I-3, Class A, Class C or Class C-2

shares of the Fund with the costs of investing in other mutual funds. The Example assumes that you invest \$10,000 in the noted class of shares for the time periods indicated, and then hold or redeem all your shares at the end of those periods. The Example also assumes that your investment has a 5% return each year and that the Fund's operating expenses remain the same. Although your actual costs may be higher or lower, based on these assumptions your costs would be:

### If you redeem your shares at the end of each period:

	1 Year	3 Years	5 Years	10 Years
Institutional Class	\$34	\$106	\$185	\$418
I-2	\$44	\$138	\$241	\$542
I-3	\$49	\$165	\$291	\$660
Class A	\$298	\$453	\$622	\$1,111
Class C	\$205	\$328	\$569	\$1,259
Class C-2	\$225	\$390	\$676	\$1,489

### If you do not redeem your shares:

	1 Year	3 Years	5 Years	10 Years
Class A	\$298	\$453	\$622	\$1,111
Class C	\$105	\$328	\$569	\$1,259
Class C-2	\$125	\$390	\$676	\$1,489

## Portfolio Turnover

The Fund pays transaction costs when it buys and sells securities (or "turns over" its portfolio). A higher portfolio turnover rate may indicate higher transaction costs and may result in higher taxes when Fund shares are held in a taxable account. These costs, which are not reflected in the Annual Fund Operating Expenses or in the Example tables, affect the Fund's performance. During the most recent fiscal year, the Fund's portfolio turnover rate was 73% of the average value of its portfolio.

## Principal Investment Strategies

The Fund seeks to achieve its investment objective by investing under normal circumstances at least 80% of its assets in debt securities whose interest is, in the opinion of bond counsel for the issuer at the time of issuance, exempt from federal income tax ("Municipal Bonds"). Municipal Bonds generally are issued by or on behalf of states and local governments and their agencies, authorities and other instrumentalities.

The Fund may invest up to 20% of its assets in "private activity" bonds whose interest is a tax-preference item for purposes of the federal alternative minimum tax ("AMT"). For shareholders subject to the AMT, distributions derived from "private activity" bonds must be included in their AMT calculations, and as such a portion of the Fund's distribution may be subject to federal income tax. The Fund may invest more than 25% of its total assets in bonds of issuers in California and New York. To the extent that the Fund concentrates its investments in California or New York, it will be subject to California or New York State-Specific Risk. The Fund may also invest 25% or more of its total assets in Municipal Bonds that finance education, health care, housing, transportation, utilities and other similar projects, and 25% or more of its total assets in

# PIMCO Short Duration Municipal Income Fund

---

industrial development bonds. The average portfolio duration of this Fund varies based on PIMCO's market forecasts and under normal market conditions is not expected to exceed three years. Duration is a measure used to determine the sensitivity of a security's price to changes in interest rates. The longer a security's duration, the more sensitive it will be to changes in interest rates. The portfolio manager focuses on bonds with the potential to offer attractive current income, typically looking for bonds that can provide consistently attractive current yields or that are trading at competitive market prices.

The Fund may invest in derivative instruments, such as options, futures contracts or swap agreements, or in mortgage- or asset-backed securities. The Fund may purchase or sell securities on a when-issued, delayed delivery or forward commitment basis and may engage in short sales. The Fund may also invest in securities issued by entities, such as trusts, whose underlying assets are Municipal Bonds, including, without limitation, residual interest bonds. The Fund may, without limitation, seek to obtain market exposure to the securities in which it primarily invests by entering into a series of purchase and sale contracts or by using other investment techniques (such as buy backs or dollar rolls). The Fund may also invest up to 10% of its total assets in preferred securities.

## Principal Risks

It is possible to lose money on an investment in the Fund. The principal risks of investing in the Fund, which could adversely affect its net asset value, yield and total return, are listed below.

**Interest Rate Risk:** the risk that fixed income securities will decline in value because of an increase in interest rates; a fund with a longer average portfolio duration will be more sensitive to changes in interest rates than a fund with a shorter average portfolio duration

**Call Risk:** the risk that an issuer may exercise its right to redeem a fixed income security earlier than expected (a call). Issuers may call outstanding securities prior to their maturity for a number of reasons (e.g., declining interest rates, changes in credit spreads and improvements in the issuer's credit quality). If an issuer calls a security that the Fund has invested in, the Fund may not recoup the full amount of its initial investment or may not realize the full anticipated earnings from the investment and may be forced to reinvest in lower-yielding securities, securities with greater credit risks or securities with other, less favorable features

**Credit Risk:** the risk that the Fund could lose money if the issuer or guarantor of a fixed income security, or the counterparty to a derivative contract, or the issuer or guarantor of collateral, is unable or unwilling, or is perceived (whether by market participants, rating agencies, pricing services or otherwise) as unable or unwilling, to meet its financial obligations

**Market Risk:** the risk that the value of securities owned by the Fund may go up or down, sometimes rapidly or unpredictably, due to factors affecting securities markets generally or particular industries

**Issuer Risk:** the risk that the value of a security may decline for a reason directly related to the issuer, such as management performance, changes in financial condition or credit rating, financial leverage, reputation or reduced demand for the issuer's goods or services

**Liquidity Risk:** the risk that a particular investment may be difficult to purchase or sell and that the Fund may be unable to sell illiquid investments at an advantageous time or price or achieve its desired level of exposure to a certain sector. Liquidity risk may result from the lack of an active market, reduced number and capacity of traditional market participants to make a market in fixed income securities, and may be magnified in a rising interest rate environment or other circumstances where investor redemptions from fixed income funds may be higher than normal, causing increased supply in the market due to selling activity

**Derivatives Risk:** the risk of investing in derivative instruments (such as forwards, futures, swaps and structured securities) and other similar investments, including leverage, liquidity, interest rate, market, counterparty (including credit), operational, legal and management risks, and valuation complexity. Changes in the value of a derivative or other similar investments may not correlate perfectly with, and may be more sensitive to market events than, the underlying asset, rate or index, and the Fund could lose more than the initial amount invested. Changes in the value of a derivative or other similar instrument may also create margin delivery or settlement payment obligations for the Fund. The Fund's use of derivatives or other similar investments may result in losses to the Fund, a reduction in the Fund's returns and/or increased volatility. Over-the-counter ("OTC") derivatives or other similar investments are also subject to the risk that a counterparty to the transaction will not fulfill its contractual obligations to the other party, as many of the protections afforded to centrally-cleared derivative transactions might not be available for OTC derivatives or other similar investments. The primary credit risk on derivatives that are exchange-traded or traded through a central clearing counterparty resides with the Fund's clearing broker or the clearinghouse. Changes in regulation relating to a registered fund's use of derivatives and related instruments could potentially limit or impact the Fund's ability to invest in derivatives, limit the Fund's ability to employ certain strategies that use derivatives or other similar investments and/or adversely affect the value of derivatives or other similar investments and the Fund's performance

**Equity Risk:** the risk that the value of equity securities, such as common stocks and preferred securities, may decline due to general market conditions which are not specifically related to a particular company or to factors affecting a particular industry or industries. Equity securities generally have greater price volatility than fixed income securities

**Mortgage-Related and Other Asset-Backed Securities Risk:** the risks of investing in mortgage-related and other asset-backed securities, including interest rate risk, extension risk, prepayment risk and credit risk. The Fund may invest in any tranche of mortgage-related or other asset-backed securities, including junior and/or equity tranches (to the

extent consistent with other of the Fund's guidelines), which generally carry higher levels of the foregoing risks

**Leveraging Risk:** the risk that certain transactions of the Fund, such as reverse repurchase agreements, loans of portfolio securities, and the use of when-issued, delayed delivery or forward commitment transactions, or derivative instruments, may give rise to leverage, magnifying gains and losses and causing the Fund to be more volatile than if it had not been leveraged. This means that leverage entails a heightened risk of loss

**Management Risk:** the risk that the investment techniques and risk analyses applied by PIMCO will not produce the desired results and that actual or potential conflicts of interest, legislative, regulatory, or tax restrictions, policies or developments may affect the investment techniques available to PIMCO and the individual portfolio managers in connection with managing the Fund and may cause PIMCO to restrict or prohibit participation in certain investments. There is no guarantee that the investment objective of the Fund will be achieved

**Municipal Bond Risk:** the risk that a Fund may be affected significantly by the economic, regulatory or political developments affecting the ability of issuers of Municipal Bonds to pay interest or repay principal

**California State-Specific Risk:** the risk that by concentrating its investments in California Municipal Bonds, the Fund may be affected significantly by economic, regulatory or political developments affecting the ability of California issuers to pay interest or repay principal

**New York State-Specific Risk:** the risk that by concentrating its investments in New York Municipal Bonds, the Fund may be affected significantly by economic, regulatory or political developments affecting the ability of New York issuers to pay interest or repay principal

**AMT Bonds Risk:** the risk that "AMT Bonds," which are municipal securities that pay interest that is taxable under the federal alternative minimum tax applicable to noncorporate taxpayers, may expose the Fund to certain risks in addition to those typically associated with municipal bonds. Interest or principal on AMT Bonds paid out of current or anticipated revenues from a specific project or specific asset may be adversely impacted by declines in revenue from the project or asset. Declines in general business activity could also affect the economic viability of facilities that are the sole source of revenue to support AMT Bonds. In this regard, AMT Bonds may entail greater risks than general obligation municipal bonds. For shareholders subject to the federal alternative minimum tax, a portion of the Fund's distributions may not be exempt from gross federal income, which may give rise to alternative minimum tax liability

**Municipal Project-Specific Risk:** the risk that the Fund may be more sensitive to adverse economic, business or political developments if it invests a substantial portion of its assets in the bonds of similar projects (such as those relating to education, health care, housing, transportation, and utilities), industrial development bonds, or in bonds from issuers in a single state

**Short Exposure Risk:** the risk of entering into short sales, including the potential loss of more money than the actual cost of the investment, and the risk that the third party to the short sale will not fulfill its contractual obligations, causing a loss to the Fund

Please see "Description of Principal Risks" in the Fund's prospectus for a more detailed description of the risks of investing in the Fund. An investment in the Fund is not a deposit of a bank and is not insured or guaranteed by the Federal Deposit Insurance Corporation or any other government agency.

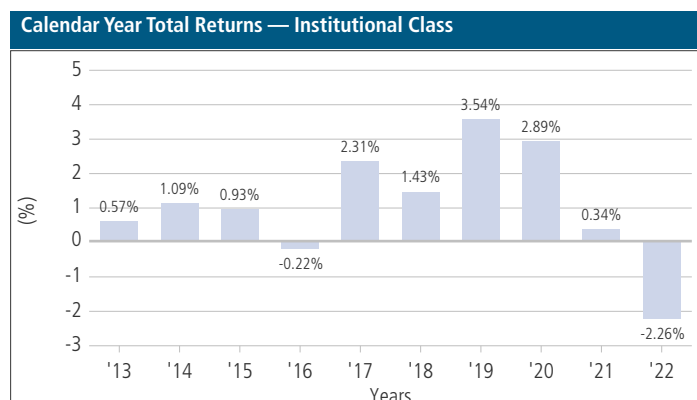
## Performance Information

The performance information shows summary performance information for the Fund in a bar chart and an Average Annual Total Returns table. The information provides some indication of the risks of investing in the Fund by showing changes in its performance from year to year and by showing how the Fund's average annual returns compare with the returns of a broad-based securities market index and an index of similar funds. Absent any applicable fee waivers and/or expense limitations, performance would have been lower. The bar chart shows performance of the Fund's Institutional Class shares. For periods prior to the inception date of Class C-2 shares (October 21, 2020), performance information shown in the table for that class is based on the performance of the Fund's Institutional Class shares, adjusted to reflect the fees and expenses paid by that class of shares. For periods prior to the inception date of I-3 shares (July 30, 2021), performance information shown in the table for that class is based on the performance of the Fund's Institutional Class shares, adjusted to reflect the fees and expenses paid by the I-3 shares. Performance for Class A and Class C shares in the Average Annual Total Returns table reflects the impact of sales charges. *The Fund's past performance, before and after taxes, is not necessarily an indication of how the Fund will perform in the future.*

The Bloomberg 1-Year Municipal Bond Index is the 1 Year (1-2) component of the Bloomberg Municipal Bond Index. The Bloomberg Municipal Bond Index is a rules-based, market-value-weighted index engineered for the long term tax-exempt bond market. To be included in the Bloomberg Municipal Bond Index, bonds must be rated investment-grade (Baa3/BBB- or higher) by at least two of the following ratings agencies: Moody's, S&P and Fitch. If only two of the three agencies rate the security, the lower rating is used to determine index eligibility. If only one of the three agencies rates a security, the rating must be investment-grade. They must have an outstanding par value of at least \$7 million and be issued as part of a transaction of at least \$75 million. The bonds must be fixed rate, have a dated-date after December 31, 1990, and must be at least one year from their maturity date. Remarketed issues, taxable municipal bonds, bonds with floating rates, and derivatives, are excluded from the benchmark. It is not possible to invest directly in an index. The Lipper Short Municipal Debt Funds Average is a total performance average of Funds tracked by Lipper, Inc. that invest in municipal debt issues with dollar-weighted maturities of less than three years. It does not reflect deductions for fees, expenses or taxes. It is not possible to invest directly in an unmanaged index.

# PIMCO Short Duration Municipal Income Fund

Performance for the Fund is updated daily and quarterly and may be obtained as follows: daily and quarterly updates on the net asset value and performance page at <https://www.pimco.com/en-us/product-finder>.



Best Quarter	June 30, 2020	1.85%
Worst Quarter	March 31, 2022	-2.21%
Year-to-Date	June 30, 2023	1.65%

## Average Annual Total Returns (for periods ended 12/31/22)

	1 Year	5 Years	10 Years
Institutional Class Return Before Taxes	-2.26%	1.17%	1.05%
Institutional Class Return After Taxes on Distributions <sup>(1)</sup>	-2.32%	1.13%	1.01%
Institutional Class Return After Taxes on Distributions and Sales of Fund Shares <sup>(1)</sup>	-0.74%	1.23%	1.09%
I-2 Return Before Taxes	-2.36%	1.07%	0.95%
I-3 Return Before Taxes	-2.42%	1.01%	0.90%
Class A Return Before Taxes	-4.88%	0.31%	0.41%
Class C Return Before Taxes	-3.91%	0.46%	0.35%
Class C-2 Return Before Taxes	-4.10%	0.26%	0.15%
Bloomberg 1-Year Municipal Bond Index (reflects no deductions for fees, expenses or taxes)	-1.13%	1.02%	0.83%
Lipper Short Municipal Debt Funds Average (reflects no deductions for taxes)	-2.14%	0.69%	0.60%

<sup>1</sup> After-tax returns are calculated using the highest historical individual federal marginal income tax rates and do not reflect the impact of state and local taxes. Actual after-tax returns depend on an investor's tax situation and may differ from those shown, and the after-tax returns shown are not relevant to investors who hold their Fund shares through tax-deferred arrangements, such as 401(k) plans or individual retirement accounts. In some cases the return after taxes may exceed the return before taxes due to an assumed tax benefit from any losses on a sale of Fund shares at the end of the measurement period. After-tax returns are for Institutional Class shares only. After-tax returns for other classes will vary.

## Investment Adviser/Portfolio Managers



PIMCO serves as the investment adviser for the Fund. The Fund's portfolio is jointly and primarily managed by David Hammer and Kyle Christine. Mr. Hammer is a Managing Director of PIMCO, and he has managed the Fund since August 2015. Mr. Christine is a Senior Vice President of PIMCO, and he has managed the Fund since April 2023.

## Other Important Information Regarding Fund Shares

For important information about purchase and sale of Fund shares, tax information, and payments to broker-dealers and other financial intermediaries, please turn to the "Summary of Other Important Information Regarding Fund Shares" section on page 33 of this prospectus.

# Summary of Other Important Information Regarding Fund Shares

---

## Purchase and Sale of Fund Shares

Fund shares may be purchased or sold (redeemed) on any business day (normally any day when the New York Stock Exchange ("NYSE") is open). Generally, purchase and redemption orders for Fund shares are processed at the net asset value next calculated after an order is received by the Fund.

### Institutional Class, I-2 and I-3

The minimum initial investment for Institutional Class, I-2 and I-3 shares of the Fund is \$1 million, except that the minimum initial investment may be modified for certain financial firms that submit orders on behalf of their customers.

You may sell (redeem) all or part of your Institutional Class, I-2 and I-3 shares of the Fund on any business day. If you are the registered owner of the shares on the books of the Fund, depending on the elections made on the Account Application, you may sell by:

- Sending a written request by regular mail to:  
PIMCO Funds  
P.O. Box 219024, Kansas City, MO 64121-9024  
or by overnight mail to:  
PIMCO Funds c/o SS&C Global Investor and Distribution  
Solutions, Inc.  
430 W 7th Street, STE 219024, Kansas City, MO 64105-1407
- Calling us at 888.87.PIMCO and a Shareholder Services associate will assist you
- Sending a fax to our Shareholder Services department at 816.421.2861
- Sending an e-mail to [piprocess@dstsystems.com](mailto:piprocess@dstsystems.com)

### Class A, Class C and Class C-2

The minimum initial investment for Class A, Class C and Class C-2 shares of the Fund is \$1,000. The minimum subsequent investment for Class A, Class C and Class C-2 shares is \$50. The minimum initial investment may be modified for certain financial firms that submit orders on behalf of their customers. You may purchase or sell (redeem) all or part of your Class A, Class C and Class C-2 shares through a broker-dealer, or other financial firm, or, if you are the registered owner of the shares on the books of the Fund, by regular mail to PIMCO Funds, P.O. Box 219294, Kansas City, MO 64121-9294 or overnight mail to PIMCO Funds, c/o SS&C Global Investor and Distribution Solutions, Inc., 430 W. 7th Street, STE 219294, Kansas City, MO 64105- 1407. The Fund reserves the right to require payment by wire or U.S. Bank check in connection with accounts opened directly with the Fund by Account Application.

## Tax Information

The Fund's distributions are generally taxable to you as ordinary income, capital gains, or a combination of the two, unless you are investing through a tax-deferred arrangement, such as a 401(k) plan or an individual retirement account, in which case distributions may be taxable upon withdrawal.

Distributions paid by the Fund that are properly designated as "exempt interest dividends" normally will be exempt from federal income taxes, but may not be exempt from the federal alternative minimum tax.

## Payments to Broker-Dealers and Other Financial Firms

If you purchase shares of the Fund through a broker-dealer or other financial firm (such as a bank), the Fund and/or its related companies (including PIMCO) may pay the financial firm for the sale of those shares of the Fund and/or related services. These payments may create a conflict of interest by influencing the broker-dealer or other financial firm and your salesperson to recommend the Fund over another investment. Ask your salesperson or visit your financial firm's website for more information.

# PIMCO Funds

## Description of Principal Risks

The value of your investment in a Fund changes with the values of the Fund's investments. Many factors can affect those values. The factors that are most likely to have a material effect on a particular Fund's portfolio as a whole are called "principal risks." The principal risks of each Fund are identified in the Fund Summaries and are described in this section. Each Fund may be subject to additional risks other than those identified and described below because the types of investments made by a Fund can change over time. Securities and investment techniques mentioned in this summary that appear in **bold type** are described in greater detail under "Characteristics and Risks of Securities and Investment Techniques." That section and "Investment Objectives and Policies" in the Statement of Additional Information (the "SAI") also include more information about the Funds, their investments and the related risks. There is no guarantee that a Fund will be able to achieve its investment objective. It is possible to lose money by investing in a Fund.

Principal Risk	PIMCO California Intermediate Municipal Bond Fund	PIMCO California Municipal Bond Fund	PIMCO California Short Duration Municipal Income Fund	PIMCO High Yield Municipal Bond Fund	PIMCO Municipal Bond Fund
Small Fund	—	X	—	—	—
Interest Rate	X	X	X	X	X
Call	X	X	X	X	X
Credit	X	X	X	X	X
High Yield	X	X	X	X	X
Market	X	X	X	X	X
Issuer	X	X	X	X	X
Liquidity	X	X	X	X	X
Derivatives	X	X	X	X	X
Equity	X	X	X	X	X
Mortgage-Related and Other Asset-Backed Securities	X	X	X	X	X
Issuer Non-Diversification	—	—	—	—	—
Leveraging	X	X	X	X	X
Management	X	X	X	X	X
Municipal Bond	X	X	X	X	X
California State-Specific	X	X	X	X	X
New York State-Specific	—	—	—	X	X
Puerto Rico-Specific Risk	—	—	—	X	—
AMT Bonds	X	X	X	X	X
Municipal Project-Specific	X	X	X	X	X
Short Exposure	X	X	X	X	X

Principal Risk	PIMCO National Intermediate Municipal Bond Fund	PIMCO New York Municipal Bond Fund	PIMCO Short Duration Municipal Income Fund
Small Fund	—	—	—
Interest Rate	X	X	X
Call	X	X	X
Credit	X	X	X
High Yield	X	X	—
Market	X	X	X
Issuer	X	X	X
Liquidity	X	X	X
Derivatives	X	X	X
Equity	X	X	X
Mortgage-Related and Other Asset-Backed Securities	X	X	X
Issuer Non-Diversification	—	X	—
Leveraging	X	X	X
Management	X	X	X
Municipal Bond	X	X	X

Principal Risk	PIMCO National Intermediate Municipal Bond Fund	PIMCO New York Municipal Bond Fund	PIMCO Short Duration Municipal Income Fund
California State-Specific	X	—	X
New York State-Specific	X	X	X
Puerto Rico-Specific Risk	—	—	—
AMT Bonds	X	X	X
Municipal Project-Specific	X	X	X
Short Exposure	X	X	X

### Small Fund Risk

A smaller fund may not grow to or maintain an economically viable size to achieve investment or trading efficiencies, which may negatively impact performance and/or force the fund to liquidate. Additionally, a smaller fund may be more adversely affected by large purchases or redemptions of fund shares, which can occur at any time and may impact the fund in the same manner as a high volume of purchases or redemptions.

### Interest Rate Risk

Interest rate risk is the risk that **fixed income securities** and other instruments in a Fund's portfolio will fluctuate in value because of a change in interest rates. For example, as nominal interest rates rise, the value of certain **fixed income securities** held by a Fund is likely to decrease. A nominal interest rate can be described as the sum of a real interest rate and an expected inflation rate. Interest rate changes can be sudden and unpredictable, and the Fund may lose money as a result of movements in interest rates. A Fund may not be able to hedge against changes in interest rates or may choose not to do so for cost or other reasons. In addition, any hedges may not work as intended.

**Fixed income securities** with longer durations tend to be more sensitive to changes in interest rates, usually making them more volatile than securities with shorter durations. The values of equity and other non-fixed income securities may also decline due to fluctuations in interest rates.

**Inflation-indexed bonds**, including Treasury Inflation-Protected Securities ("TIPS"), decline in value when real interest rates rise. In certain interest rate environments, such as when real interest rates are rising faster than nominal interest rates, **inflation-indexed bonds** may experience greater losses than other **fixed income securities** with similar durations.

**Variable and floating rate securities** generally are less sensitive to interest rate changes but may decline in value if their interest rates do not rise as much, or as quickly, as interest rates in general. Conversely, floating rate securities will not generally increase in value if interest rates decline. Inverse floating rate securities may decrease in value if interest rates increase. Inverse floating rate securities may also exhibit greater price volatility than a fixed rate obligation with similar credit quality. When a Fund holds **variable or floating rate securities**, a decrease (or, in the case of inverse floating rate securities, an increase) in market interest rates will adversely affect the income received from such securities and the net asset value ("NAV") of the Fund's shares.

A wide variety of factors can cause interest rates or yields of U.S. Treasury securities (or yields of other types of bonds) to rise, including but not limited to central bank monetary policies, changing inflation or real growth rates, general economic conditions, increasing bond issuances or reduced market demand for low yielding investments. Risks associated with rising interest rates are heightened under current market conditions given that the U.S. Federal Reserve (the "Federal Reserve") has begun to raise interest rates from historically low levels and has signaled an intention to continue to do so. Further, in market environments where interest rates are rising, issuers may be less willing or able to make principal and interest payments on fixed-income investments when due.

During periods of very low or negative interest rates, a Fund may be unable to maintain positive returns. Certain European countries have previously experienced negative interest rates on certain **fixed income instruments**. Very low or negative interest rates may magnify interest rate risk. Changing interest rates, including rates that fall below zero, may have unpredictable effects on markets, may result in heightened market volatility and may detract from Fund performance to the extent a Fund is exposed to such interest rates.

Measures such as average **duration** may not accurately reflect the true interest rate sensitivity of a Fund. This is especially the case if the Fund consists of securities with widely varying durations. Therefore, if a Fund has an average **duration** that suggests a certain level of interest rate risk, a Fund may in fact be subject to greater interest rate risk than the average would suggest. This risk is greater to the extent the Fund uses leverage or **derivatives** in connection with the management of the Fund.

Convexity is an additional measure used to understand a security's or Fund's interest rate sensitivity. Convexity measures the rate of change of **duration** in response to changes in interest rates. With respect to a security's price, a larger convexity (positive or negative) may imply more dramatic price changes in response to changing interest rates. Convexity may be positive or negative. Negative convexity implies that interest rate increases

result in increased **duration**, meaning increased sensitivity in prices in response to rising interest rates. Thus, securities with negative convexity, which may include bonds with traditional call features and certain mortgage-backed securities, may experience greater losses in periods of rising interest rates. Accordingly, if a Fund holds such securities, the Fund may be subject to a greater risk of losses in periods of rising interest rates.

## Call Risk

A Fund that invests in fixed income securities may be subject to call risk. Call risk refers to the possibility that an issuer may exercise its right to redeem a **fixed income security** earlier than expected (a call). Issuers may call outstanding securities prior to their maturity for a number of reasons (e.g., declining interest rates, changes in credit spreads and improvements in the issuer's credit quality). If an issuer calls a security in which a Fund has invested, the Fund may not recoup the full amount of its initial investment or may not realize the full anticipated earnings from the investment and may be forced to reinvest in lower-yielding securities, securities with greater credit risks or securities with other, less favorable features.

## Credit Risk

A Fund could lose money if the issuer or guarantor of a fixed income security (including a security purchased with securities lending collateral), or the counterparty to a **derivatives** contract, **repurchase agreement** or a **loan of portfolio securities**, or the issuer or guarantor of collateral, is unable or unwilling, or is perceived (whether by market participants, rating agencies, pricing services or otherwise) as unable or unwilling, to make timely principal and/or interest payments, or to otherwise honor its obligations. The risk that such issuer, guarantor or counterparty is less willing or able to do so is heightened in market environments where interest rates are rising. The downgrade of the credit of a security or of the issuer of a security held by a Fund may decrease its value. Securities are subject to varying degrees of credit risk, which are often reflected in **credit ratings**. Measures such as average credit quality may not accurately reflect the true credit risk of a Fund. This is especially the case if the Fund consists of securities with widely varying credit ratings. Therefore, if a Fund has an average credit rating that suggests a certain credit quality, the Fund may in fact be subject to greater credit risk than the average would suggest. This risk is greater to the extent a Fund uses leverage or derivatives in connection with the management of the Fund. **Municipal bonds** are subject to the risk that litigation, legislation or other political events, local business or economic conditions, or the bankruptcy of the issuer could have a significant effect on an issuer's ability to make payments of principal and/or interest. Rising or high interest rates may deteriorate the credit quality of an issuer or counterparty, particularly if an issuer or counterparty faces challenges rolling or refinancing its obligations.

## High Yield Risk

Funds that invest in **high yield securities** and **unrated securities** of similar credit quality (commonly known as "high yield securities" or "junk bonds") may be subject to greater levels of credit risk, call risk and liquidity risk than funds that do not invest in such securities. These securities are considered predominantly speculative with respect to an issuer's continuing ability to make principal and interest payments, and may be more volatile than other types of securities. An economic downturn or individual corporate developments could adversely affect the market for these securities and reduce a Fund's ability to sell these securities at an advantageous time or price. An economic downturn would generally lead to a higher non-payment rate and, a **high yield security** may lose significant market value before a default occurs. **High yield securities** structured as zero-coupon bonds or pay-in-kind securities tend to be especially volatile as they are particularly sensitive to downward pricing pressures from rising interest rates or widening spreads and may require a Fund to make taxable distributions of imputed income without receiving the actual cash currency. Issuers of **high yield securities** may have the right to "call" or redeem the issue prior to maturity, which may result in a Fund having to reinvest the proceeds in other **high yield securities** or similar instruments that may pay lower interest rates. A Fund may also be subject to greater levels of liquidity risk than funds that do not invest in **high yield securities**. In addition, the **high yield securities** in which a Fund invests may not be listed on any exchange and a secondary market for such securities may be comparatively illiquid relative to markets for other more liquid **fixed income securities**. Consequently, transactions in **high yield securities** may involve greater costs than transactions in more actively traded securities. A lack of publicly-available information, irregular trading activity and wide bid/ask spreads among other factors, may, in certain circumstances, make high yield debt more difficult to sell at an advantageous time or price than other types of securities or instruments. These factors may result in a Fund being unable to realize full value for these securities and/or may result in a Fund not receiving the proceeds from a sale of a **high yield security** for an extended period after such sale, each of which could result in losses to a Fund. In addition, adverse publicity and investor perceptions, whether or not based on fundamental analysis, may decrease the values and liquidity of **high yield securities**, especially in thinly-traded markets. When secondary markets for **high yield securities** are less liquid than the market for other types of securities, it may be more difficult to value the securities because such valuation may require more research, and elements of judgment may play a greater role in the valuation because there is less reliable, objective data available. Because of the risks involved in investing in **high yield securities**, an investment in a Fund that invests in such securities should be considered speculative.

## Market Risk

The market price of securities owned by a Fund may go up or down, sometimes rapidly or unpredictably. Securities may decline in value due to factors affecting securities markets generally or particular industries represented in the securities markets. The value of a security may decline due to general market conditions that are not specifically related to a particular company, such as real or perceived adverse economic conditions, changes in the general outlook for corporate earnings, changes in interest or currency rates, adverse changes to credit markets or adverse investor sentiment generally. The value of a security may also decline due to factors that affect a particular industry or industries, such as labor shortages or increased production costs and competitive conditions within an industry. During a general downturn in the securities markets, multiple asset classes may decline in value simultaneously even if the performance of those asset classes is not otherwise historically correlated. Investments may also be negatively impacted by market disruptions and by attempts by other market participants to manipulate the prices of particular investments. **Equity securities** generally have greater price volatility than **fixed income securities**. **Credit ratings** downgrades may also negatively affect securities held by a Fund. Even when markets perform well, there is no assurance that the investments held by a Fund will increase in value along with the broader market.

In addition, market risk includes the risk that geopolitical and other events will disrupt the economy on a national or global level. For instance, war, terrorism, social unrest, recessions, supply chain disruptions, market manipulation, government defaults, government shutdowns, political changes, diplomatic developments or the imposition of sanctions and other similar measures, public health emergencies (such as the spread of infectious diseases, pandemics and epidemics) and natural/environmental disasters can all negatively impact the securities markets, which could cause the Funds to lose value. These events could reduce consumer demand or economic output, result in market closures, travel restrictions or quarantines, and significantly adversely impact the economy. The current contentious domestic political environment, as well as political and diplomatic events within the United States and abroad, such as presidential elections in the U.S. or abroad or the U.S. government's inability at times to agree on a long-term budget and deficit reduction plan, has in the past resulted, and may in the future result, in a government shutdown, or otherwise adversely affect the U.S. regulatory landscape, the general market environment and/or investor sentiment, which could have an adverse impact on a Fund's investments and operations. Additional and/or prolonged U.S. federal government shutdowns may affect investor and consumer confidence and may adversely impact financial markets and the broader economy, perhaps suddenly and to a significant degree. Governmental and quasi-governmental authorities and regulators throughout the world have previously responded to serious economic disruptions with a variety of significant fiscal and monetary policy changes, including but not limited to, direct capital infusions into companies, new monetary programs and dramatically lower interest rates. An unexpected or sudden reversal of these policies, or the ineffectiveness of these policies, could increase volatility in securities markets, which could adversely affect a Fund's investments. Any market disruptions could also prevent a Fund from executing advantageous investment decisions in a timely manner. Funds that have focused their investments in a region enduring geopolitical market disruption will face higher risks of loss, although the increasing interconnectivity between global economies and financial markets can lead to events or conditions in one country, region or financial market adversely impacting a different country, region or financial market. Thus, investors should closely monitor current market conditions to determine whether a Fund meets their individual financial needs and tolerance for risk.

Current market conditions may pose heightened risks with respect to a Fund that may invest in fixed income securities. As discussed more under "Interest Rate Risk," the Federal Reserve has begun to raise interest rates from historically low levels and has signaled an intention to continue to do so. Any additional interest rate increases in the future could cause the value of any Fund that invests in fixed income securities to decrease. As such, fixed income securities markets may experience heightened levels of interest rate, volatility and liquidity risk. If rising interest rates cause a Fund to lose enough value, the Fund could also face increased shareholder redemptions, which could force the Fund to liquidate investments at disadvantageous times or prices, therefore adversely affecting the Fund and its shareholders.

As of the date of this prospectus, although interest rates have recently significantly increased, the prices of real estate-related assets generally have not decreased as much as may be expected based on historical movements. This presents an increased risk of a correction or severe downturn in real estate-related asset prices, which could adversely impact the value of other investments as well (such as loans, securitized debt and other **Fixed Income Instruments**). This risk is particularly present with respect to commercial real estate-related asset prices, and the value of other investments. For example, tenant vacancy rates, tenant turnover and tenant concentration have increased; owners of such real estate have faced headwinds, delinquencies and difficulties in collecting rents and other payments (which increases the risk of owners being unable to pay or otherwise defaulting on their own borrowings and obligations); property values have declined; inflation, upkeep costs and other expenses have increased; and rents have declined for many properties.

Exchanges and securities markets may close early, close late or issue trading halts on specific securities or generally, which may result in, among other things, a Fund being unable to buy or sell certain securities or financial instruments at an advantageous time or accurately price its portfolio investments. In addition, a Fund may rely on various third-party sources to calculate its NAV. As a result, a Fund is subject to certain operational risks associated with reliance on service providers and service providers' data sources. In particular, errors or systems failures and other technological issues may adversely impact a Fund's calculations of its NAV, and such NAV calculation issues may result in inaccurately calculated NAVs, delays in NAV calculation and/or the inability to calculate NAVs over extended periods. A Fund may be unable to recover any losses associated with such failures.

## Issuer Risk

The value of a security may decline for a number of reasons that directly relate to the issuer, such as management performance, major litigation, investigations or other controversies, changes in financial condition or **credit rating**, changes in government regulations affecting the issuer or its competitive environment and strategic initiatives such as mergers, acquisitions or dispositions and the market response to any such initiatives, financial leverage, reputation or reduced demand for the issuer's goods or services, as well as the historical and prospective earnings of the issuer and the value of its assets. A change in the financial condition of a single issuer may affect one or more other issuers or securities markets as a whole.

## Liquidity Risk

The Securities and Exchange Commission (the "SEC") defines liquidity risk as the risk that a Fund could not meet requests to redeem shares issued by the Fund without significant dilution of remaining investors' interests in the Fund. Liquidity risk exists when particular investments are difficult to purchase or sell. **Illiquid investments** are investments that a Fund reasonably expects cannot be sold or disposed of in current market conditions in seven calendar days or less without the sale or disposition significantly changing the market value of the investment. **Illiquid investments** may become harder to value, especially in changing markets. A Fund's investments in **illiquid investments** may reduce the returns of the Fund because it may be unable to sell the **illiquid investments** at an advantageous time or price or possibly require a Fund to dispose of other investments at unfavorable times or prices in order to satisfy its obligations, which could prevent the Fund from taking advantage of other investment opportunities. Additionally, the market for certain investments may become illiquid under adverse market or economic conditions independent of any specific adverse changes in the conditions of a particular issuer. Bond markets have consistently grown over the past three decades while the capacity for traditional dealer counterparties to engage in fixed income trading has not kept pace and in some cases has decreased. As a result, dealer inventories of corporate bonds, which provide a core indication of the ability of financial intermediaries to "make markets," are at or near historic lows in relation to market size. Because market makers seek to provide stability to a market through their intermediary services, the significant reduction in dealer inventories could potentially lead to decreased liquidity and increased volatility in the fixed income markets. Such issues may be exacerbated during periods of economic uncertainty.

In such cases, a Fund, due to regulatory limitations on investments in **illiquid investments** and the difficulty in purchasing and selling such securities or instruments, may be unable to achieve its desired level of exposure to a certain sector. To the extent that a Fund's principal investment strategies involve securities of companies with smaller market capitalizations, **foreign (non-U.S.) securities**, Rule 144A securities, illiquid sectors of **fixed income securities, derivatives** or securities with substantial market and/or credit risk, the Fund will tend to have the greatest exposure to liquidity risk. Further, **fixed income securities** with longer **durations** until maturity face heightened levels of liquidity risk as compared to **fixed income securities** with shorter **durations** until maturity. Finally, liquidity risk also refers to the risk of unusually high redemption requests, redemption requests by certain large shareholders such as institutional investors or asset allocators, or other unusual market conditions that may make it difficult for a Fund to sell investments within the allowable time period to meet redemptions. Meeting such redemption requests could require a Fund to sell securities at reduced prices or under unfavorable conditions, which would reduce the value of the Fund. It may also be the case that other market participants may be attempting to liquidate fixed income holdings at the same time as a Fund, causing increased supply in the market and contributing to liquidity risk and downward pricing pressure.

Certain accounts or PIMCO affiliates may from time to time own (beneficially or of record) or control a significant percentage of a Fund's shares. Redemptions by these shareholders of their holdings in a Fund may impact the Fund's liquidity and NAV. These redemptions may also force a Fund to sell securities, which may negatively impact the Fund's brokerage costs.

Liquidity risk also refers to the risk that a Fund may be required to hold additional cash or sell other investments in order to obtain cash to close out **derivatives** or meet the liquidity demands that **derivatives** can create to make payments of margin, collateral, or settlement payments to counterparties. A Fund may have to sell a security at a disadvantageous time or price to meet such obligations.

## Derivatives Risk

**Derivatives** and other similar instruments (referred to collectively as "derivatives") are financial contracts whose value depends on, or is derived from, the value of an underlying asset, reference rate or index. The various **derivative** instruments that the Funds may use are referenced under "Characteristics and Risks of Securities and Investment Techniques—Derivatives" in this prospectus and described in more detail under "Investment Objectives and Policies" in the SAI. The Funds typically use **derivatives** as a substitute for taking a position in the underlying asset, as part of strategies designed to gain exposure to, for example, issuers, portions of the yield curve, indexes, sectors, currencies, and/or geographic regions, and/or to reduce exposure to other risks, such as interest rate, credit or currency risk. The Funds may also use **derivatives** for leverage, in which case their use would involve leveraging risk, and in some cases, may subject a Fund to the potential for unlimited loss. The use of **derivatives** may cause the Fund's investment returns to be impacted by the performance of securities the Fund does not own and result in the Fund's total investment exposure exceeding the value of its portfolio.

A Fund's use of **derivative** instruments involves risks different from, or possibly greater than, the risks associated with investing directly in securities and other traditional investments. **Derivatives** are subject to a number of risks described elsewhere in this section, such as liquidity risk (which may be heightened for highly-customized **derivatives**), interest rate risk, market risk, leverage risk, counterparty (including credit) risk, operational risk, legal risk and management risk, as well as risks arising from changes in applicable requirements, risks arising from margin requirements and risks arising from mispricing or valuation complexity. They also involve the risk that changes in the value of a **derivative** instrument may not correlate perfectly with the underlying asset, rate or index. By investing in a **derivative** instrument, the Fund could lose more than the initial amount invested and **derivatives** may increase the volatility of the Fund, especially in unusual or extreme market conditions. A Fund may be required to hold additional cash or sell other investments in order to obtain cash to close out a position and changes in the value of a derivative may also create margin delivery or settlement payment obligations for the Fund. Also, suitable **derivative** transactions may not be available in all circumstances and there can be no assurance that a Fund will engage in these transactions to reduce exposure to other risks when that would be beneficial or that, if used, such strategies will be successful. In addition, a Fund's use of **derivatives** may increase or accelerate the amount of taxes payable by shareholders. Over-the-counter ("OTC") **derivatives** are also subject to the risk that a counterparty to the transaction will not fulfill its contractual obligations to the other party, as many of the protections afforded to centrally-cleared **derivative** transactions might not be available for OTC **derivatives**. The primary credit risk on **derivatives** that are exchange-traded or traded through a central clearing counterparty resides with the Fund's clearing broker or the clearinghouse.

Participation in the markets for **derivative** instruments involves investment risks and transaction costs to which a Fund may not be subject absent the use of these strategies. The skills needed to successfully execute **derivative** strategies may be different from those needed for other types of transactions. If the Fund incorrectly forecasts the value and/or creditworthiness of securities, currencies, interest rates, counterparties or other economic factors involved in a **derivative** transaction, the Fund might have been in a better position if the Fund had not entered into such **derivative** transaction. In evaluating the risks and contractual obligations associated with particular **derivative** instruments, it is important to consider that certain **derivative** transactions may be modified or terminated only by mutual consent of the Fund and its counterparty. Therefore, it may not be possible for a Fund to modify, terminate, or offset the Fund's obligations or the Fund's exposure to the risks associated with a **derivative** transaction prior to its scheduled termination or maturity date, which may create a possibility of increased volatility and/or decreased liquidity to the Fund. In such case, the Fund may lose money.

Because the markets for certain **derivative** instruments (including markets located in foreign countries) are relatively new and still developing, appropriate **derivative** transactions may not be available in all circumstances for risk management or other purposes. Upon the expiration of a particular contract, a Fund may wish to retain its position in the **derivative** instrument by entering into a similar contract, but may be unable to do so if the counterparty to the original contract is unwilling to enter into the new contract and no other suitable counterparty can be found. When such markets are unavailable, a Fund will be subject to increased liquidity and investment risk.

When a **derivative** is used as a hedge against a position that a Fund holds, any loss generated by the **derivative** generally should be substantially offset by gains on the hedged investment, and vice versa. Although hedging can reduce or eliminate losses, it can also reduce or eliminate gains. Hedges are sometimes subject to imperfect matching between the **derivative** and the underlying instrument, and there can be no assurance that a Fund's hedging transactions will be effective.

The regulation of the **derivatives** markets has increased over the past several years, and additional future regulation of the **derivatives** markets may make **derivatives** more costly, may limit the availability or reduce the liquidity of **derivatives**, or may otherwise adversely affect the value or performance of **derivatives**. Any such adverse future developments could impair the effectiveness or raise the costs of a Fund's **derivative** transactions, impede the employment of the Fund's **derivatives** strategies, or adversely affect the Fund's performance.

## Equity Risk

**Equity securities** represent an ownership interest, or the right to acquire an ownership interest, in an issuer. **Equity securities** also include, among other things, preferred securities, convertible stocks and warrants. The values of **equity securities**, such as common stocks and preferred securities, may decline due to general market conditions which are not specifically related to a particular company, such as real or perceived adverse economic conditions, changes in the general outlook for corporate earnings, changes in interest or currency rates or adverse investor sentiment generally. They may also decline due to factors that affect a particular industry or industries, such as labor shortages or increased production costs and competitive conditions within an industry. **Equity securities** generally have greater price volatility than fixed income securities. These risks are generally magnified in the case of equity investments in distressed companies.

## Mortgage-Related and Other Asset-Backed Securities Risk

**Mortgage-related and other asset-backed securities** represent interests in "pools" of mortgages or other assets such as consumer loans or receivables held in trust and often involve risks that are different from or possibly more acute than risks associated with other types of debt instruments. Generally, rising interest rates tend to extend the **duration** of fixed rate **mortgage-related securities**, making them more sensitive to changes in interest rates. As a result, in a period of rising interest rates, if a Fund holds **mortgage-related securities**, it may exhibit additional

volatility since individual mortgage holders are less likely to exercise prepayment options, thereby putting additional downward pressure on the value of these securities and potentially causing the Fund to lose money. This is known as extension risk. Mortgage-backed securities can be highly sensitive to rising interest rates, such that even small movements can cause an investing Fund to lose value. Mortgage-backed securities, and in particular those not backed by a government guarantee, are subject to credit risk. In addition, adjustable and fixed rate **mortgage-related securities** are subject to prepayment risk. When interest rates decline, borrowers may pay off their mortgages sooner than expected. This can reduce the returns of a Fund because the Fund may have to reinvest that money at the lower prevailing interest rates. In addition, the creditworthiness, servicing practices, and financial viability of the servicers of the underlying mortgage pools present significant risks. For instance, a servicer may be required to make advances in respect of delinquent loans underlying the **mortgage-related securities**; however, servicers experiencing financial difficulties may not be able to perform these obligations. Additionally, both **mortgage-related securities and asset-backed securities** are subject to risks associated with fraud or negligence by, or defalcation of, their servicers. These securities are also subject to the risks of the underlying loans. In some circumstances, a servicer's or originator's mishandling of documentation related to the underlying collateral (e.g., failure to properly document a security interest in the underlying collateral) may affect the rights of security holders in and to the underlying collateral. In addition, the underlying loans may have been extended pursuant to inappropriate underwriting guidelines, to no underwriting guidelines at all, or to fraudulent origination practices. The owner of a mortgage-backed security's ability to recover against the sponsor, servicer or originator is uncertain and is often limited.

A Fund's investments in other **asset-backed securities** are subject to risks similar to those associated with **mortgage-related securities**, as well as additional risks associated with the nature of the assets and the servicing of those assets. Payment of principal and interest on **asset-backed securities** may be largely dependent upon the cash flows generated by the assets backing the securities, and **asset-backed securities** may not have the benefit of any security interest in the related assets. A Fund may invest in any tranche of mortgage-related or other asset-backed securities, including junior and/or equity tranches (to the extent consistent with other of the Fund's guidelines), which generally carry higher levels of the foregoing risks.

## Issuer Non-Diversification Risk

Focusing investments in a small number of issuers increases risk. Funds that are "non-diversified", may invest a greater percentage of their assets in the securities of a single issuer (such as bonds issued by a particular state) than funds that are "diversified." Funds that invest in a relatively small number of issuers are more susceptible to risks associated with a single economic, political or regulatory occurrence than a more diversified portfolio might be. Some of those issuers also may present substantial credit or other risks.

## Leveraging Risk

Certain transactions may give rise to a form of leverage. Such transactions may include, among others, **reverse repurchase agreements, loans of portfolio securities** and the use of **when-issued, delayed delivery or forward commitment transactions**. The use of **derivatives** may also create leveraging risk. The Funds also may be exposed to leveraging risk by **borrowing** money for investment purposes. Leverage may cause a Fund to liquidate portfolio positions to satisfy its obligations when it may not be advantageous to do so. Leverage, including borrowing, may cause a Fund to be more volatile than if the Fund had not been leveraged. This is because leverage tends to exaggerate the effect of any increase or decrease in the value of a Fund's portfolio securities. Certain types of leveraging transactions, such as **short sales** that are not "against the box" (i.e., short sales where the Fund does not hold the security or have the right to acquire it without payment of further consideration), could theoretically be subject to unlimited losses in cases where a Fund, for any reason, is unable to close out the transaction. In addition, to the extent a Fund borrows money, interest costs on such borrowings may not be recovered by any appreciation of the securities purchased with the borrowed amounts and could exceed the Fund's investment returns, resulting in greater losses. Moreover, to make payments of interest and other loan costs, a Fund may be forced to sell portfolio securities when it is not otherwise advantageous to do so. Leveraging transactions pursued by a Fund may increase its duration and sensitivity to interest rate movements.

## Management Risk

Each Fund is subject to management risk because it is an actively managed investment portfolio. PIMCO and each individual portfolio manager will apply investment techniques and risk analysis in making investment decisions for the Funds. There can be no guarantee that these decisions will produce the desired results or that the due diligence conducted by PIMCO and individual portfolio managers will expose all material risks associated with an investment. Additionally, PIMCO and individual portfolio managers may not be able to identify suitable investment opportunities and may face competition from other investment managers when identifying and consummating certain investments. Certain securities or other instruments in which a Fund seeks to invest may not be available in the quantities desired, including in circumstances where other funds for which PIMCO acts as investment adviser, including funds with names, investment objectives and policies, and/or portfolio management teams, similar to the Fund, are seeking to invest in the same or similar securities or instruments. In addition, regulatory restrictions, actual or potential conflicts of interest or other considerations may cause PIMCO to restrict or prohibit participation in certain investments. In such circumstances, PIMCO or the individual portfolio managers may determine to purchase other securities or instruments as substitutes. Such substitute securities or instruments may not perform as intended, which could result in losses to the Fund. To the extent a Fund employs strategies targeting perceived pricing inefficiencies, arbitrage

strategies or similar strategies, it is subject to the risk that the pricing or valuation of the securities and instruments involved in such strategies may change unexpectedly, which may result in reduced returns or losses to the Fund. Each Fund is also subject to the risk that deficiencies in the internal systems or controls of PIMCO or another service provider will cause losses for the Fund or hinder Fund operations. For example, trading delays or errors (both human and systemic) could prevent a Fund from purchasing a security expected to appreciate in value. Additionally, legislative, regulatory, or tax restrictions, policies or developments may affect the investment techniques available to PIMCO and each individual portfolio manager in connection with managing the Funds and may also adversely affect the ability of the Funds to achieve their investment objectives. There also can be no assurance that all of the personnel of PIMCO will continue to be associated with PIMCO for any length of time. The loss of services of one or more key employees of PIMCO could have an adverse impact on the Fund's ability to realize its investment objective.

## Municipal Bond Risk

A Fund that invests in Municipal Bonds may be affected significantly by the economic, regulatory or political developments affecting the ability of issuers of Municipal Bonds to pay interest or repay principal. In addition, the ability of an issuer to make payments or repay interest may be affected by litigation or bankruptcy. In the event of bankruptcy of such an issuer, a Fund investing in the issuer's securities could experience delays in collecting principal and interest, and the Fund may not, in all circumstances, be able to collect all principal and interest to which it is entitled. To enforce its rights in the event of a default in the payment of interest or repayment of principal, or both, a Fund may, in some instances, take possession of, and manage, the assets securing the issuer's obligations on such securities, which may increase the Fund's operating expenses. Any income derived from the Fund's ownership or operation of such assets may not be tax-exempt. Municipal Bonds are subject to interest rate, credit and market risk.

Because many Municipal Bonds are issued to finance similar projects (such as those relating to education, health care, housing, transportation, and utilities), conditions in those sectors may affect the overall municipal securities market. In addition, changes in the financial condition of an individual municipal issuer can affect the overall municipal market. Municipal Bonds backed by current or anticipated revenues from a specific project or specific assets can be negatively affected by the discontinuance of the supporting taxation or the inability to collect revenues for the specific project or specific assets. Municipal Bonds are subject to the risk that the Internal Revenue Service ("IRS") may determine that an issuer has not complied with applicable tax requirements and that interest from the Municipal Bond is taxable, which may result in a significant decline in the value of the security. Municipal Bonds may be less liquid than taxable bonds and there may be less publicly available information on the financial condition of Municipal Bond issuers than for issuers of other securities, and the investment performance of a Fund investing in Municipal Bonds may therefore be more dependent on the analytical abilities of PIMCO than if the Fund held other types of investments such as stocks or taxable bonds. The secondary market for Municipal Bonds also tends to be less well-developed or liquid than many other securities markets, a by-product of lower capital commitments to the asset class by the dealer community, which may adversely affect a Fund's ability to sell Municipal Bonds it holds at attractive prices or value Municipal Bonds.

## California State-Specific Risk

A Fund that concentrates its investments in California Municipal Bonds may be affected significantly by economic, regulatory or political developments affecting the ability of California issuers to pay interest or repay principal. Certain issuers of California Municipal Bonds have experienced serious financial difficulties in the past and reoccurrence of these difficulties may impair the ability of certain California issuers to pay principal or interest on their obligations. Provisions of the California Constitution and State statutes which limit the taxing and spending authority of California governmental entities may impair the ability of California issuers to pay principal and/or interest on their obligations. While California's economy is broad, it does have major concentrations in high technology, aerospace and defense-related manufacturing, trade, entertainment, real estate and financial services, and may be sensitive to economic problems affecting those industries. Future California political and economic developments, constitutional amendments, legislative measures, executive orders, administrative regulations, litigation and voter initiatives could have an adverse effect on the debt obligations of California issuers.

## New York State-Specific Risk

A Fund that concentrates its investments in **New York Municipal Bonds** may be affected significantly by economic, regulatory or political developments affecting the ability of New York issuers to pay interest or repay principal. Certain issuers of New York Municipal Bonds have experienced serious financial difficulties in the past and reoccurrence of these difficulties may impair the ability of certain New York issuers to pay principal or interest on their obligations. Provisions of the New York Constitution and State statutes which limit the taxing and spending authority of New York governmental entities may impair the ability of New York issuers to pay principal and/or interest on their obligations. While New York's economy is broad, it does have major concentrations in certain industries, such as financial services, and may be sensitive to economic problems affecting those industries. Future New York political and economic developments, constitutional amendments, legislative measures, executive orders, administrative regulations, litigation and voter initiatives as well as environmental events, natural disasters, pandemics, epidemics or social unrest could have an adverse effect on the debt obligations of New York issuers to pay principal or interest on their obligations. The financial health of

New York City affects that of the State, and when New York City experiences financial difficulty it may have an adverse effect on New York Municipal Bonds held by the Fund. The growth rate of New York has at times been somewhat slower than the nation overall. The economic and financial condition of New York also may be affected by various financial, social, economic and political factors.

## **Puerto Rico-Specific Risk**

A Fund that invests in Municipal Bonds issued by Puerto Rico or its instrumentalities may be affected by certain developments, such as political, economic, environmental, social, regulatory or debt restructuring developments, that impact the ability or obligation of Puerto Rico municipal issuers to pay interest or repay principal. Certain issuers of **Puerto Rico Municipal Bonds** have experienced significant financial difficulties and the continuation or reoccurrence of these difficulties may impair their ability to pay principal or interest on their obligations. Provisions of the Puerto Rico Constitution and Commonwealth laws, including a federally-appointed oversight board to oversee the Commonwealth's financial operations, which limit the taxing and spending authority of Puerto Rico governmental entities, may impair the ability of Puerto Rico issuers to pay principal and/or interest on their obligations. Puerto Rico's economy has sizable concentrations in certain industries, such as the manufacturing and service industries, and may be sensitive to economic problems affecting those industries. Future Puerto Rico-related developments, such as political and economic developments, constitutional amendments, legislative measures, executive orders, administrative regulations, litigation, debt restructuring, and voter initiatives as well as environmental events, natural disasters, pandemics, epidemics or social unrest could have an adverse effect on the debt obligations of Puerto Rico issuers.

## **AMT Bonds Risk**

To the extent that a Fund may invest in "AMT Bonds," which are municipal securities that pay interest that is taxable under the federal alternative minimum tax applicable to noncorporate taxpayers, such investments may expose the Fund to certain risks in addition to those typically associated with municipal bonds. Interest or principal on AMT Bonds paid out of current or anticipated revenues from a specific project or specific asset may be adversely impacted by declines in revenue from the project or asset. Declines in general business activity could also affect the economic viability of facilities that are the sole source of revenue to support AMT Bonds. In this regard, AMT Bonds may entail greater risks than general obligation municipal bonds. For shareholders subject to the federal alternative minimum tax, a portion of the Fund's distributions may not be exempt from gross federal income, which may give rise to alternative minimum tax liability.

## **Municipal Project-Specific Risk**

A Fund may be more sensitive to adverse economic, business or political developments if it invests a substantial portion of its assets in the bonds of specific projects (such as those relating to education, health care, housing, transportation, and utilities), industrial development bonds, or in general obligation bonds, particularly if there is a large concentration from issuers in a single state. This is because the value of municipal securities can be significantly affected by the political, economic, legal, and legislative realities of the particular issuer's locality or municipal sector events. In addition, a significant restructuring of federal income tax rates or even serious discussion on the topic in Congress could cause municipal bond prices to fall. The demand for municipal securities is strongly influenced by the value of tax-exempt income to investors. Lower income tax rates could reduce the advantage of owning municipal securities. Similarly, changes to state or federal regulation tied to a specific sector, such as the hospital sector, could have an impact on the revenue stream for a given subset of the market.

Municipal securities are also subject to interest rate, credit, and liquidity risk.

*Interest Rate Risk:* The value of municipal securities, similar to other fixed income securities, will likely drop as interest rates rise in the general market. Conversely, when rates decline, bond prices generally rise.

*Credit Risk:* The risk that a borrower may be unable to make interest or principal payments when they are due. Funds that invest in municipal securities rely on the ability of the issuer to service its debt. This subjects a Fund to credit risk in that the municipal issuer may be fiscally unstable or exposed to large liabilities that could impair its ability to honor its obligations. Municipal issuers with significant debt service requirements, in the near-to mid-term; unrated issuers and those with less capital and liquidity to absorb additional expenses may be most at risk. A Fund that invests in lower quality or high yield municipal securities may be more sensitive to the adverse credit events in the municipal market. The treatment of municipalities in bankruptcy is more uncertain, and potentially more adverse to debt holders, than for corporate issues.

*Liquidity Risk:* The risk that investors may have difficulty finding a buyer when they seek to sell, and therefore, may be forced to sell at a discount to the market value. Liquidity may sometimes be impaired in the municipal market and Funds that primarily invest in municipal securities may find it difficult to purchase or sell such securities at opportune times. Liquidity can be impaired due to interest rate concerns, credit events, or general supply and demand imbalances. These adverse developments sometimes cause a Fund to endure higher redemption rates. Depending on the particular issuer and current economic conditions, municipal securities could be deemed more volatile investments.

In addition to general municipal market risks, different municipal sectors may face different risks. For instance, general obligation bonds are secured by the full faith, credit, and taxing power of the municipality issuing the obligation. As such, timely payment depends on the municipality's ability to raise tax revenue and maintain a fiscally sound budget. The timely payments may also be influenced by any unfunded pension liabilities or other post-employee benefit plan (OPEB) liabilities.

Revenue bonds are secured by special tax revenues or other revenue sources. If the specified revenues do not materialize, then the bonds may not be repaid.

Private activity bonds are yet another type of municipal security. Municipalities use private activity bonds to finance the development of industrial facilities for use by private enterprise. Principal and interest payments are to be made by the private enterprise benefiting from the development, which means the holder of the bond is exposed to the risk that the private issuer may default on the bond.

Moral obligation bonds are usually issued by special purpose public entities. If the public entity defaults, repayment becomes a "moral obligation" instead of a legal one. The lack of a legally enforceable right to payment in the event of default poses a special risk for a holder of the bond because it has little or no ability to seek recourse in the event of default.

Municipal notes are similar to general municipal debt obligations, but they generally possess shorter terms. Municipal notes can be used to provide interim financing and may not be repaid if anticipated revenues are not realized.

## Short Exposure Risk

A Fund's **short sales** and short positions, if any, are subject to special risks. A **short sale** involves the sale by a Fund of a security that it does not own with the hope of purchasing the same security at a later date at a lower price. A Fund may also enter into a short position through a forward commitment or a short derivative position through a futures contract or swap agreement. If the price of the security or **derivative** has increased during this time, then a Fund will incur a loss equal to the increase in price from the time that the **short sale** was entered into plus any transaction costs (i.e., premiums and interest) paid to the broker-dealer to borrow securities. Therefore, **short sales** involve the risk that losses may be exaggerated, potentially losing more money than the actual cost of the investment. By contrast, a loss on a long position arises from decreases in the value of the security and is limited by the fact that a security's value cannot decrease below zero.

By investing the proceeds received from selling securities short, a Fund could be deemed to be employing a form of leverage, which creates special risks. The use of leverage may increase a Fund's exposure to long security positions and make any change in the Fund's NAV greater than it would be without the use of leverage. This could result in increased volatility of returns. There is no guarantee that any leveraging strategy a Fund employs will be successful during any period in which it is employed.

In times of unusual or adverse market, economic, regulatory or political conditions, a Fund may not be able, fully or partially, to implement its short selling strategy. Periods of unusual or adverse market, economic, regulatory or political conditions generally may exist for as long as six months and, in some cases, much longer. Also, there is the risk that the third party to the **short sale** or short position will not fulfill its contractual obligations, causing a loss to a Fund.

## Disclosure of Portfolio Holdings

Please see "Disclosure of Portfolio Holdings" in the SAI for information about the availability of the complete schedule of each Fund's holdings.

## Management of the Funds

### Investment Adviser and Administrator

PIMCO serves as the investment adviser and the administrator (serving in its capacity as investment adviser, the “Investment Adviser,” and serving in its capacity as administrator, the “Administrator”) for the Funds. Subject to the supervision of the Board of Trustees of PIMCO Funds (the “Trust”), PIMCO is responsible for managing the investment activities of the Funds and the Funds' business affairs and other administrative matters.

PIMCO is located at 650 Newport Center Drive, Newport Beach, CA 92660. Organized in 1971, PIMCO provides investment management and advisory services to private accounts of institutional and individual clients and to mutual funds. As of June 30, 2023, PIMCO had approximately \$1.80 trillion in assets under management.

### Management Fees

Each Fund pays for the advisory and supervisory and administrative services it requires under what is essentially an all-in fee structure. The Management Fees shown in the Annual Fund Operating Expenses tables reflect both an advisory fee and a supervisory and administrative fee. For the fiscal year ended March 31, 2023, the Funds paid monthly Management Fees to PIMCO at the following annual rates (stated as a percentage of the average daily net assets attributable to each class's shares taken separately):

Fund Name	Management Fees					
	Inst Class	I-2	I-3	Class A	Class C	Class C-2
PIMCO California Intermediate Municipal Bond Fund	0.445%	0.545%	N/A	0.525%	0.525%	N/A
PIMCO California Municipal Bond Fund	0.44%	0.54%	N/A	0.54%	0.54%	N/A
PIMCO California Short Duration Municipal Income Fund	0.33%	0.43%	N/A	0.48%	N/A	N/A
PIMCO High Yield Municipal Bond Fund	0.55%	0.65%	0.75%	0.60%	0.60%	N/A
PIMCO Municipal Bond Fund	0.44%	0.54%	0.64%	0.50%	0.50%	N/A
PIMCO National Intermediate Municipal Bond Fund	0.45%	0.55%	N/A	0.55%	0.55%	N/A
PIMCO New York Municipal Bond Fund	0.445%	0.545%	0.645%	0.525%	0.525%	N/A
PIMCO Short Duration Municipal Income Fund	0.33%	0.43%	0.53%	0.48%	0.48%	0.48%

- **Advisory Fees.** Each Fund pays PIMCO fees in return for providing investment advisory services. For the fiscal year ended March 31, 2023, the Funds paid monthly advisory fees to PIMCO at the following annual rates (stated as a percentage of the average daily net assets of each Fund taken separately):

Fund	Advisory Fees All Classes <sup>(1)</sup>
PIMCO California Intermediate Municipal Bond Fund	0.225%
PIMCO California Municipal Bond Fund	0.21%
PIMCO California Short Duration Municipal Income Fund	0.18%
PIMCO High Yield Municipal Bond Fund	0.30%
PIMCO Municipal Bond Fund	0.20%
PIMCO National Intermediate Municipal Bond Fund	0.22%
PIMCO New York Municipal Bond Fund	0.225%
PIMCO Short Duration Municipal Income Fund	0.18%

<sup>1</sup> For details regarding changes to this rate within the last 5 years, please see the footnote disclosures for the Funds in the Financial Highlights section beginning on page 82.

A discussion of the basis for the Board of Trustees' approval of the Funds' investment advisory contract is available in the Funds' Semi-Annual Report to shareholders for the fiscal half-year ended September 30, 2022.

- **Supervisory and Administrative Fee.** Each Fund pays for the supervisory and administrative services it requires under what is essentially an all-in fee structure. Shareholders of each Fund pay a supervisory and administrative fee to PIMCO, computed as a percentage of the Fund's assets attributable in the aggregate to that class of shares. PIMCO, in turn, provides or procures supervisory and administrative services for shareholders and also bears the costs of various third-party services required by the Funds, including audit, custodial, portfolio accounting, legal, transfer agency and printing costs. The Funds bear other expenses which are not covered under the supervisory and administrative fee which may vary and affect the total level of expenses paid by the shareholders, such as taxes and governmental fees, brokerage fees, commissions and other transaction expenses, organizational and offering expenses of the Trust and the Fund, and any other expenses which are capitalized in accordance with generally accepted accounting principles, costs of borrowing money, including interest expenses, extraordinary expenses (such as litigation and indemnification expenses) and fees and expenses of the Trust's Independent Trustees and their counsel. PIMCO

generally earns a profit on the supervisory and administrative fee paid by the Funds. Also, under the terms of the supervision and administration agreement, PIMCO, and not Fund shareholders, would benefit from any price decreases in third-party services, including decreases resulting from an increase in net assets.

For the fiscal year ended March 31, 2023, the Funds paid PIMCO monthly supervisory and administrative fees at the following annual rates (stated as a percentage of the average daily net assets attributable in the aggregate to each class's shares taken separately):

Fund	Inst Class	Supervisory and Administrative Fees <sup>(1)</sup>				
		I-2	I-3	Class A	Class C	Class C-2
PIMCO California Intermediate Municipal Bond Fund	0.22%	0.32%	N/A	0.30%	0.30%	N/A
PIMCO California Municipal Bond Fund	0.23%	0.33%	N/A	0.33%	0.33%	N/A
PIMCO California Short Duration Municipal Income Fund	0.15%	0.25%	N/A	0.30%	N/A	N/A
PIMCO High Yield Municipal Bond Fund	0.25%	0.35%	0.45%	0.30%	0.30%	N/A
PIMCO Municipal Bond Fund	0.24%	0.34%	0.44%	0.30%	0.30%	N/A
PIMCO National Intermediate Municipal Bond Fund	0.23%	0.33%	N/A	0.33%	0.33%	N/A
PIMCO New York Municipal Bond Fund	0.22%	0.32%	0.42%	0.30%	0.30%	N/A
PIMCO Short Duration Municipal Income Fund	0.15%	0.25%	0.35%	0.30%	0.30%	0.30%

<sup>1</sup> For details regarding changes to this rate within the last 5 years, please see the footnote disclosures for the Funds in the Financial Highlights section beginning on page 82.

## Expense Limitation Agreement

PIMCO has contractually agreed through July 31, 2024 to waive a portion of each Fund's supervisory and administrative fees, or reimburse the Fund, to the extent that the Fund's organizational expenses, pro rata share of expenses related to obtaining or maintaining a Legal Entity Identifier and pro rata share of Trustee fees exceed 0.0049% (the "Expense Limit") (calculated as a percentage of average daily net assets attributable to each class). The Expense Limitation Agreement will automatically renew for one-year terms unless PIMCO provides written notice to the Trust at least 30 days prior to the end of the then current term. In any month in which the supervision and administration agreement is in effect, PIMCO is entitled to reimbursement by each Fund of any portion of the supervisory and administrative fee waived or reimbursed as set forth above (the "Reimbursement Amount") within thirty-six months of the time of the waiver, provided that such amount paid to PIMCO will not: 1) together with any organizational expenses, pro rata share of expenses related to obtaining or maintaining a Legal Entity Identifier and pro rata Trustee fees, exceed, for such month, the Expense Limit (or the amount of the expense limit in place at the time the amount being recouped was originally waived if lower than the Expense Limit); 2) exceed the total Reimbursement Amount; or 3) include any amounts previously reimbursed to PIMCO.

## Fee Waiver Agreement

PIMCO has contractually agreed, through July 31, 2024, to waive its supervisory and administrative fee for I-3 shares by 0.05% of the average daily net assets attributable to I-3 shares of each of PIMCO High Yield Municipal Bond Fund, PIMCO Municipal Bond Fund, PIMCO New York Municipal Bond Fund and PIMCO Short Duration Municipal Income Fund. This Fee Waiver Agreement will automatically renew for one-year terms unless PIMCO provides written notice to the Trust at least 30 days prior to the end of the then current term.

## Individual Portfolio Managers

The following individuals have primary responsibility for managing each of the noted Funds.

Fund	Portfolio Manager	Since	Recent Professional Experience
PIMCO California Intermediate Municipal Bond	David Hammer	6/16	Managing Director, PIMCO. Mr. Hammer is a managing director in the Newport Beach office and leads municipal bond portfolio management, with oversight of the firm's municipal investment grade, high yield, taxable, and separately managed accounts. He is the lead portfolio manager on PIMCO's municipal bond fund complex, including investment grade, high yield, state-specific, closed-end funds, and interval funds. Prior to rejoining PIMCO in 2015, he was a managing director at Morgan Stanley, where he was head of municipal trading, risk management, and research. He has investment experience since 2002 and holds an undergraduate degree from Syracuse University.
PIMCO California Municipal Bond		8/15	
PIMCO California Short Duration Municipal Income		8/15	
PIMCO High Yield Municipal Bond		8/15	
PIMCO Municipal Bond		8/15	
PIMCO National Intermediate Municipal Bond		6/16	
PIMCO New York Municipal Bond		8/15	
PIMCO Short Duration Municipal Income		8/15	

# PIMCO Funds

Fund	Portfolio Manager	Since	Recent Professional Experience
PIMCO California Intermediate Municipal Bond	Kyle Christine	4/23	Senior Vice President, PIMCO. Mr. Christine is a senior vice president and municipal bond portfolio manager in the Newport Beach office. He has previously served as a rotating member of PIMCO's Americas portfolio committee. Prior to joining PIMCO in 2017, he was an institutional high yield and taxable municipal bond trader at Morgan Stanley. He has investment and financial services experience since 2012 and holds an undergraduate degree from Union College (NY).
PIMCO California Municipal Bond		4/23	
PIMCO California Short Duration Municipal Income		4/23	
PIMCO High Yield Municipal Bond		4/23	
PIMCO Municipal Bond		4/23	
PIMCO National Intermediate Municipal Bond		4/23	
PIMCO New York Municipal Bond		4/23	
PIMCO Short Duration Municipal Income			

Please see the SAI for additional information about other accounts managed by the portfolio managers, the portfolio managers' compensation and the portfolio managers' ownership of shares of the Funds.

The Trustees are responsible generally for overseeing the management of the Trust. The Trustees authorize the Trust to enter into service agreements with the Investment Adviser, the Distributor (as defined below), the Administrator and other service providers in order to provide, and in some cases authorize service providers to procure through other parties, necessary or desirable services on behalf of the Trust and the Funds. Shareholders are not parties to or third-party beneficiaries of such service agreements. Neither this prospectus nor summary prospectus, the Trust's SAI, any contracts filed as exhibits to the Trust's registration statement, nor any other communications, disclosure documents or regulatory filings from or on behalf of the Trust or a Fund creates a contract between or among any shareholder of a Fund, on the one hand, and the Trust, a Fund, a service provider to the Trust or a Fund, and/or the Trustees or officers of the Trust, on the other hand. The Trustees (or the Trust and its officers, service providers or other delegates acting under authority of the Trustees) may amend this, or use a new prospectus, summary prospectus or SAI with respect to a Fund or the Trust, and/or amend, file and/or issue any other communications, disclosure documents or regulatory filings, and may amend or enter into any contracts to which the Trust or a Fund is a party, and interpret the investment objective(s), policies, restrictions and contractual provisions applicable to any Fund, without shareholder input or approval, except in circumstances in which shareholder approval is specifically required by law (such as changes to fundamental investment policies) or where a shareholder approval requirement is specifically disclosed in the Trust's then-current prospectus or SAI.

## Distributor

The Trust's Distributor is PIMCO Investments LLC (the "Distributor"). The Distributor, located at 1633 Broadway, New York, NY 10019, is a broker-dealer registered with the SEC. Please note all direct account requests or inquiries should be mailed to the Trust's transfer agent at P.O. Box 219294, Kansas City, MO 64121-9294 and should not be mailed to the Distributor.

## Classes of Shares

Class A, Class C, Class C-2, Institutional Class, I-2 and I-3 shares of the Funds are offered in this prospectus. Each share class represents an investment in the same Fund, but each class has its own expense structure and arrangements for shareholder services or distribution, which allows you to choose the class that best fits your situation and eligibility requirements.

The class of shares that is best for you depends upon a number of factors, including the amount and the intended length of your investment, the expenses borne by each class, which are detailed in the fee table and example at the front of this prospectus, any initial sales charge or contingent deferred sales charge ("CDSC") applicable to a class and whether you qualify for any reduction or waiver of sales charges, and the availability of the share class for purchase by you. Certain classes have higher expenses than other classes, which may lower the return on your investment when compared to a less expensive class. Individual investors can generally invest in Class A, Class C and Class C-2 shares. Class C and Class C-2 shares of each Fund will automatically convert into Class A shares of the same Fund after they have been held for eight years. In addition, any Class C shares held in Orphaned Accounts (as defined below) will automatically convert into Class A shares of the same Fund. Certain shareholder accounts are maintained with the Trust's Transfer Agent and list a broker-dealer of record ("Prior Broker-Dealer of Record") other than the Distributor, and if, subsequently, such Prior Broker-Dealer of Record resigns from the account resulting in such account being held directly with the Trust and the Distributor becoming the default dealer of record for such account, then such account would be referred to as an "Orphaned Account." These automatic conversions will be executed without any sales charge, fee or other charge. After such a conversion takes place, the shares will be subject to all features and expenses of Class A shares. Only certain investors may purchase Institutional Class, I-2 and I-3 shares.

The availability of sales charge waivers and discounts may depend on whether you purchase Fund shares directly from the Distributor or a financial firm. More information regarding sales charge waivers and discounts is summarized below.

The following summarizes key information about each class to help you make your investment decision, including the various expenses associated with each class and the payments made to financial firms for distribution and other services. More information about the Trust's multi-class arrangements is included in the SAI and can be obtained free of charge by visiting [pimco.com](http://pimco.com) or by calling 888.87.PIMCO.

## Sales Charges

### Initial Sales Charges — Class A Shares

This section includes important information about sales charge reduction programs available to investors in Class A shares of the Funds and describes information or records you may need to provide to the Distributor or your financial firm in order to be eligible for sales charge reduction programs.

Unless you are eligible for a waiver, the public offering price you pay when you buy Class A shares of the Funds is the NAV of the shares plus an initial sales charge. The initial sales charge varies depending upon the size of your purchase, as set forth below. No sales charge is imposed where Class A shares are issued to you pursuant to the automatic reinvestment of income dividends or capital gains distributions. For investors investing in Class A shares of the Funds through a financial firm, it is the responsibility of the financial firm to ensure that you obtain the proper "breakpoint" discount.

### PIMCO California Intermediate Municipal Bond, PIMCO California Municipal Bond, PIMCO High Yield Municipal Bond, PIMCO Municipal Bond, PIMCO National Intermediate Municipal Bond and PIMCO New York Municipal Bond Funds — Class A shares

Amount of Purchase	Initial Sales Charge as % of Public Offering Price	Initial Sales Charge as % of Net Amount Invested
Under \$100,000	2.25%	2.30%
\$100,000 but under \$250,000	1.25%	1.27%
\$250,000 +	0.00% <sup>(1)</sup>	0.00%*

<sup>1</sup> As shown, investors that purchase \$250,000 or more of the Fund's Class A shares will not pay any initial sales charge on the purchase. However, unless eligible for a waiver, purchases of \$250,000 or more of Class A shares will be subject to a contingent deferred sales charge of 1.00% if the shares are redeemed during the first 12 months after their purchase. See "Sales at Net Asset Value" and "Contingent Deferred Sales Charges - Class A Shares" below.

### PIMCO California Short Duration Municipal Income and PIMCO Short Duration Municipal Income Funds — Class A shares

Amount of Purchase	Initial Sales Charge as % of Public Offering Price	Initial Sales Charge as % of Net Amount Invested
Under \$100,000	2.25%	2.30%
\$100,000 but under \$250,000	1.25%	1.27%
\$250,000+	0.00% <sup>(1)</sup>	0.00%*

<sup>1</sup> As shown, investors that purchase \$250,000 or more of the Fund's Class A shares will not pay any initial sales charge on the purchase. However, unless eligible for a waiver, purchases of \$250,000 or more of Class A shares will be subject to a contingent deferred sales charge of 1.00% if the shares are redeemed during the first 12 months after their purchase. If the financial firm through which such investors purchased their shares does not receive any upfront commission from the Distributor at the time of purchase, such investors will not be subject to a contingent deferred sales charge upon redemption. See "Sales at Net Asset Value" and "Contingent Deferred Sales Charges - Class A Shares" below.

### All other Funds — Class A Shares

Amount of Purchase	Initial Sales Charge as % of Public Offering Price	Initial Sales Charge as % of Net Amount Invested
Under \$100,000	3.75%	3.90%
\$100,000 but under \$250,000	3.25%	3.36%
\$250,000 but under \$500,000	2.25%	2.30%
\$500,000 but under \$1,000,000	1.75%	1.78%

Amount of Purchase	Initial Sales Charge as % of Public Offering Price	Initial Sales Charge as % of Net Amount Invested
\$1,000,000 +	0.00%*	0.00%*

\* As shown, investors that purchase \$1,000,000 or more of the Fund's Class A shares will not pay any initial sales charge on the purchase. However, unless eligible for a waiver, purchases of \$1,000,000 or more of Class A shares will be subject to a CDSC of 1.00% if the shares are redeemed during the first 12 months after their purchase. See "Sales at Net Asset Value" and "Contingent Deferred Sales Charges – Class A Shares" below.

Investors in the Funds may reduce or eliminate sales charges applicable to purchases of Class A shares through utilization of the Combined Purchase Privilege, Right of Accumulation (Cumulative Quantity Discount), Letter of Intent or Reinstatement Privilege. These programs, which apply to purchases of one or more funds that are series of the Trust or PIMCO Equity Series that offer Class A shares (other than the PIMCO Government Money Market Fund) (collectively, "Eligible Funds"), are summarized below and are described in greater detail in the SAI.

## Combined Purchase Privilege and Right of Accumulation

**(Breakpoints).** A Qualifying Investor (as defined below) may qualify for a reduced sales charge on Class A shares by combining concurrent purchases of the Class A shares of one or more Eligible Funds into a single purchase (the "Combined Purchase Privilege"). In addition, a Qualifying Investor may obtain a reduced sales charge on Class A shares by adding the purchase value of Class A shares of an Eligible Fund with the current aggregate NAV of all Class A, Class C and Class C-2 shares of any Eligible Fund held by accounts for the benefit of such Qualifying Investor (the "Right of Accumulation" or "Cumulative Quantity Discount").

The term "Qualifying Investor" refers to:

1. an individual, such individual's spouse or domestic partner, as recognized by applicable state law, or such individual's children under the age of 21 years (each a "family member") (including family trust\* accounts established by such a family member); or
2. a trustee or other fiduciary for a single trust (except family trusts\* noted above), estate or fiduciary account although more than one beneficiary may be involved; or
3. an employee benefit plan of a single employer.

\* For the purpose of determining whether a purchase would qualify for a reduced sales charge under the Combined Purchase Privilege, Right of Accumulation or Letter of Intent, a "family trust" is one in which a family member, as defined in section (1) above, or a direct lineal descendant(s) of such person is/are the beneficiary(ies), and such person or another family member, direct lineal ancestor or sibling of such person is/are the trustee(s).

Please see the SAI for details and for restrictions applicable to shares held by certain employer-sponsored benefit programs.

**Letter of Intent.** Investors may also obtain a reduced sales charge on purchases of Class A shares by means of a written Letter of Intent which expresses intent to invest not less than \$50,000 (or \$100,000 in the case of those Funds with an initial sales charge breakpoint at \$100,000) within a period of 13 months in Class A shares of any

Eligible Fund(s). The maximum intended investment allowable in a Letter of Intent is \$1,000,000 (except for Class A shares of the PIMCO California Intermediate Municipal Bond, PIMCO California Municipal Bond, PIMCO California Short Duration Municipal Income, PIMCO High Yield Municipal Bond, PIMCO Municipal Bond, PIMCO National Intermediate Municipal Bond, PIMCO New York Municipal Bond and PIMCO Short Duration Municipal Income Funds for which the maximum intended investment amount is \$250,000). Each purchase of shares under a Letter of Intent will be made at the public offering price or prices applicable at the time of such purchase to a single purchase of the dollar amount indicated in the Letter of Intent. The value of the investor's account(s) linked to a Letter of Intent will be included at the start date of the Letter of Intent. A Letter of Intent is not a binding obligation to purchase the full amount indicated. Shares purchased with the first 5% of the amount indicated in the Letter of Intent will be held in escrow (while remaining registered in your name) to secure payment of the higher sales charges applicable to the shares actually purchased in the event the full intended amount is not purchased. Redemptions during the LOI period will not count against the shareholder, but a CDSC may be charged for LOIs of \$1,000,000.

In making computations concerning the amount purchased for purposes of a Letter of Intent, the Right of Accumulation value of eligible accounts will be included in the computation when the Letter of Intent begins in addition to purchases made during the Letter of Intent Period.

**Reinstatement Privilege.** A Class A shareholder who has caused any or all of his shares to be redeemed may reinvest all or any portion of the redemption proceeds in Class A shares of any Eligible Fund at NAV without any sales charge, provided that such investment is made within 120 calendar days after the redemption date. The limitations and restrictions of this program are fully described in the SAI.

**Method of Valuation of Accounts.** To determine whether a shareholder qualifies for a reduction in sales charge on a purchase of Class A shares of Eligible Funds, the public offering price of the shares is used for purchases relying on the Combined Purchase Privilege or a Letter of Intent and the amount of the total current purchase (including any sales load) plus the NAV (at the close of business on the day of the current purchase) of shares previously acquired is used for the Right of Accumulation (Cumulative Quantity Discount).

**Sales at Net Asset Value.** In addition to the programs summarized above, the Funds may sell their Class A shares at NAV without an initial sales charge to certain types of accounts or account holders, including: current or former Trustees, officers and employees of the Trust or PIMCO Equity Series, and by directors, officers and current or former employees of the Distributor, PIMCO, or certain of PIMCO's affiliates if the account was established while employed; participants investing through accounts known as "wrap accounts" established with broker-dealers approved by the Distributor where such broker-dealers are paid a single, inclusive fee for brokerage and investment management services; trustees or other fiduciaries purchasing shares through certain group omnibus plans (such as a 401(k), 403(b), Health Savings Accounts, 457, Profit Sharing/Keogh, Money Purchase Pension and Defined Benefit; not including individual participant directed accounts (i.e., accounts listed in

the Fund's records as for the benefit of a named individual), SEP-IRAs, SIMPLE IRAs, SARSEP IRAs and 403(b)7 custodial accounts) sponsored by employers, professional organizations or associations, or charitable organizations that qualify for 501(c)(3) status under the Internal Revenue Code; investors engaging in certain transactions related to IRAs or other qualified retirement plan accounts; retirement plans that are maintained or sponsored by financial firms, provided the financial firms have entered into an agreement with the Distributor related to such plans; investors making certain purchases following the announcement of a Fund or share class liquidation or following certain share class conversions; and any other person seeking a waiver for which the Distributor determines that there will be minimal cost borne by the Distributor associated with the sale. What qualifies as "minimal cost" borne by the Distributor will be determined in the sole discretion of the Distributor, but will be applied uniformly to all shareholders seeking a waiver for which there will be such minimal cost. Please see the SAI for additional details.

If you are eligible to buy both Class A shares and Institutional Class shares, you should buy Institutional Class shares because Class A shares may be subject to sales charges and an annual 0.25% service fee.

**Required Shareholder Information and Records.** In order for investors in Class A shares of the Funds to take advantage of sales charge reductions, an investor or his or her financial firm must notify the Fund that the investor qualifies for such a reduction. If the Fund is not notified that the investor is eligible for these reductions, the Fund will be unable to ensure that the reduction is applied to the investor's account. An investor may have to provide certain information or records to his or her financial firm or the Fund to verify the investor's eligibility for breakpoint discounts or sales charge waivers. An investor may be asked to provide information or records, including account statements, regarding shares of the Funds or other Eligible Funds held in:

- all of the investor's accounts held directly with the Trust or through a financial firm;
- any account of the investor at another financial firm; and
- accounts of Qualifying Investors, at any financial firm.

The SAI provides additional information regarding eliminations of and reductions in sales loads associated with Eligible Funds. You can obtain the SAI free of charge from PIMCO by written request, by visiting [pimco.com](http://pimco.com) or by calling 888.87.PIMCO.

## Contingent Deferred Sales Charges

### Class A Shares

Unless you are eligible for a waiver, if you purchase \$1,000,000 (\$250,000 in the case of the PIMCO California Intermediate Municipal Bond, PIMCO California Municipal Bond, PIMCO High Yield Municipal Bond, PIMCO Municipal Bond, PIMCO National Intermediate Municipal Bond and PIMCO New York Municipal Bond Funds) or more of Class A shares (and, thus, pay no initial sales charge) of a Fund other than the PIMCO California Short Duration Municipal Income and PIMCO Short Duration Municipal Income Funds, you will be subject to a 1% CDSC if you sell (redeem) your Class A shares within 12 months of their

purchase. Unless you are eligible for a waiver, if you purchase \$250,000 or more of Class A shares (and, thus, pay no initial sales charge) of the PIMCO California Short Duration Municipal Income and PIMCO Short Duration Municipal Income Funds, you will be subject to a 1% CDSC if you sell (redeem) your Class A shares within 12 months of their purchase. If the financial firm through which you purchased your shares does not receive any upfront commission from the Distributor at the time of purchase, you will not be subject to a CDSC upon redemption. The Class A CDSC does not apply if you are otherwise eligible to purchase Class A shares without an initial sales charge or are eligible for a waiver of the CDSC. See "Reductions and Waivers of Initial Sales Charges and CDSCs" below.

### Class C and Class C-2 Shares

Unless you are eligible for a waiver, if you sell (redeem) your Class C or Class C-2 shares within the time periods specified below, you will pay a CDSC according to the following schedules. If you invest in Class C or Class C-2 shares of the Funds through a financial firm, it is the responsibility of the financial firm to ensure that you are credited with the proper holding period for the shares redeemed.

### Class C and Class C-2 Shares\*

Years Since Purchase Payment was Made	Percentage Contingent Deferred Sales Charge
First	1%
Thereafter	0%

## How CDSCs will be Calculated

A CDSC is imposed on redemptions of Class C and Class C-2 shares (and where applicable, Class A shares) on the amount of the redemption which causes the current value of your account for the particular class of shares of the Fund to fall below the total dollar amount of your purchase payments subject to the CDSC. The following rules apply under the method for calculating CDSCs:

- Shares acquired through the reinvestment of dividends or capital gains distributions will be redeemed first and will not be subject to any CDSC.
- For the redemption of all other shares, the CDSC will be based on either your original purchase price or the then current NAV of the shares being sold, whichever is lower. To illustrate this point, consider shares purchased at an NAV of \$10. If the Fund's NAV per share at the time of redemption is \$12, the CDSC will apply to the purchase price of \$10. If the NAV per share at the time of redemption is \$8, the CDSC will apply to the \$8 current NAV per share.
- CDSCs will be deducted from the proceeds of your redemption, not from amounts remaining in your account.
- In determining whether a CDSC is payable, it is assumed that you will redeem first the lot of shares which will incur the lowest CDSC.

For example, the following illustrates the operation of the Class C and Class C-2 CDSC:

- Assume that an individual opens an account and makes a purchase payment of \$10,000 for 1,000 Class C and Class C-2 shares of a Fund (at \$10 per share) and that six months later the value of the investor's account for that Fund has grown through investment performance to \$11,000 (\$11 per share). If the investor should redeem \$2,200 (200 shares), a CDSC would be applied against \$2,000 of the redemption (the purchase price of the shares redeemed, because the purchase price is lower than the current NAV of such shares (\$2,200)). At the rate of 1%, the Class C or Class C-2, respectively, CDSC would be \$20.

## Reductions and Waivers of Initial Sales Charges and CDSCs

The initial sales charges on Class A shares and the CDSCs on Class A, Class C and Class C-2 shares may be reduced or waived under certain purchase arrangements and for certain categories of investors. See "Sales at Net Asset Value" above for information on Class A initial sales charges. CDSCs on Class A, Class C and Class C-2 shares may be reduced or waived in certain circumstances, including for: redemptions in connection with certain distributions, withdrawals or returns of excess contributions from or exchanges to certain retirement plan accounts or IRAs; certain redemptions following death or disability; certain redemptions of shares subject to an Automatic Withdrawal Plan; redemptions by current or former Trustees, officers and employees of the Trust or PIMCO Equity Series, and by directors, officers and current or former employees of the Distributor, PIMCO, or certain of PIMCO's affiliates if the account was established while employed; redemptions effected by a Fund as a result of an account not satisfying applicable minimum account size requirements; redemptions in connection with certain reorganizations and liquidations; redemptions by certain shareholders demonstrating hardship and/or there will be minimal cost borne by the Distributor associated with the redemption; certain intra-fund exchanges of Class A shares for Institutional Class shares; redemptions by retirement plans that are maintained or sponsored by financial firms, provided the financial firms have entered into an agreement with the Distributor related to such plans; redemptions by a shareholder who is a participant through certain employer sponsored retirement plans that are clients of a financial firm with which the Distributor has an agreement with respect to such purchases; and redemptions effected by trustees or other fiduciaries who have purchased shares for certain employer-sponsored plans. In addition, investors will not be subject to CDSCs for certain transactions where the Distributor did not pay at the time of purchase the amount it normally would have to the broker-dealer. What qualifies as "hardship" and "minimal cost" borne by the Distributor will be determined in the sole discretion of the Distributor. The Distributor follows how Internal Revenue Service regulations classify "hardship" — a financial hardship may occur when an individual has an immediate and heavy financial need and the money to be withdrawn from the shareholder's account is necessary to meet that need. The Distributor generally determines a CDSC waiver or reduction to be of "minimal cost" where the shareholder can demonstrate that the redemption triggering the CDSC

was inadvertently executed during the period subject to the CDSC and substantially all of the CDSC period has lapsed. Please see the SAI for additional details.

A redemption by a Class A shareholder who purchased, through a financial firm, \$250,000 or more of Class A shares of the PIMCO California Short Duration Municipal Income and PIMCO Short Duration Municipal Income Funds (and, thus, did not pay an initial sales charge) will not be subject to a CDSC where the Distributor did not pay at the time of purchase an upfront commission to the financial firm but began paying distribution and/or shareholder services fees immediately.

## Shares Purchased or Held Through Financial Firms

***The availability of sales charge waivers and discounts may depend on the particular financial firm or type of account through which you purchase or hold Fund shares.*** The Funds' sales charge waivers and discounts disclosed in this Prospectus are available for qualifying purchases made directly from the Distributor and are generally available through financial firms unless otherwise specified in Appendix B. The sales charge waivers and discounts available through certain other financial firms are set forth in Appendix B to this Prospectus (Financial Firm-Specific Sales Charge Waivers and Discounts), which may differ from those available for purchases made directly from the Distributor or certain other financial firms. Please contact your financial firm for more information regarding sales charge waivers and discounts available to you and the financial firm's related policies and procedures.

## No Sales Charges — Institutional Class, I-2, and I-3 Shares

The Funds do not impose any sales charges or other fees on purchases, redemptions or exchanges of Institutional Class, I-2, or I-3 shares. Only certain investors are eligible to purchase these share classes. Your financial professional or financial firm can help you determine if you are eligible to purchase Institutional Class, I-2, or I-3 shares. You can also call 888.87.PIMCO.

An investor transacting in Institutional Class, I-2 or I-3 shares may be required to pay a commission to a broker or other financial firm. Other share classes of the Funds that have different fees and expenses are available.

Pension and profit-sharing plans, employee benefit trusts and employee benefit plan alliances, and "wrap account" programs established with broker-dealers or other financial firms may purchase Institutional Class, I-2, or I-3 shares only if the plan or program for which the shares are being acquired will maintain an omnibus or pooled account for each Fund and will not require a Fund to pay any type of administrative payment per participant account to any third party.

**Institutional Class** shares are offered for direct investment by investors such as pension and profit sharing plans, employee benefit trusts, endowments, foundations, corporations and high net worth individuals. Institutional Class shares may also be offered through certain financial firms that charge their customers transaction or other fees with respect to their customers' investments in the Funds.

**I-2** shares are offered primarily through broker-dealers and other financial firms with which the Distributor has an agreement for the use of the share class in investment products, programs or accounts such as certain asset allocation, wrap fee and other similar programs. I-2 shares may also be offered through broker-dealers and other financial firms that charge their customers transaction or other fees with respect to their customers' investments in the Funds. I-2 shares of the Funds will be held in an account at a financial firm and, generally, the firm will hold a shareholder's I-2 shares in nominee or street name as your agent. In most cases, the Trust's transfer agent will have no information with respect to or control over accounts of specific I-2 shareholders, and a shareholder may obtain information about accounts only through the financial firm. Broker-dealers, other financial firms, pension and profit-sharing plans, employee benefit trusts and employee benefit plan alliances also may purchase I-2 shares.

**I-3** shares of the Funds are offered primarily through broker-dealers and other financial firms with which the Distributor has an agreement for the use of the share class in investment products, programs or accounts such as mutual fund supermarkets or other no transaction fee platforms. I-3 shares of the Funds will be held in an account at a financial firm and, generally, the firm will hold a shareholder's I-3 shares in nominee or street name as your agent. In most cases, the Trust's transfer agent will have no information with respect to or control over accounts of specific I-3 shareholders, and a shareholder may obtain information about accounts only through the financial firm. Broker-dealers, other financial firms, pension and profit-sharing plans, employee benefit trusts and employee benefit plan alliances also may purchase I-3 shares.

## Distribution and Servicing (12b-1) Plans

**Class A, Class C and Class C-2 Shares.** The Funds pay fees to the Distributor on an ongoing basis as compensation for the services the Distributor renders and the expenses it bears in connection with the sale and distribution of Fund shares ("distribution fees") and/or in connection with personal services rendered to Fund shareholders and the maintenance of shareholder accounts ("servicing fees"). These payments are made pursuant to Distribution and Servicing Plans ("12b-1 Plans") adopted by each Fund pursuant to Rule 12b-1 under the 1940 Act.

Class A shares pay only servicing fees. Class C and Class C-2 shares pay both distribution and servicing fees. The following lists the maximum annual rates at which the distribution and/or servicing fees may be paid under each 12b-1 Plan (calculated as a percentage of each Fund's average daily net assets attributable to the particular class of shares):

Class A	Servicing Fee	Distribution Fee
All Funds	0.25%	0.00%

Class C	Servicing Fee	Distribution Fee
PIMCO Municipal Bond Fund	0.25%	0.50%
PIMCO National Intermediate Municipal Bond Fund	0.25%	0.50%
PIMCO Short Duration Municipal Income Fund	0.25%	0.30%
All other Funds	0.25%	0.75%

Class C-2	Servicing Fee	Distribution Fee
PIMCO Short Duration Municipal Income Fund	0.25%	0.50%

Because distribution fees are paid out of the Fund's assets on an ongoing basis, over time these fees will increase the cost of your investment and may cost you more than other types of sales charges, such as sales charges that are deducted at the time of investment. Therefore, although Class C and Class C-2 shares do not pay initial sales charges, the distribution fees payable on Class C and Class C-2 shares may, over time, cost you more than the initial sales charge imposed on Class A shares.

## Servicing Arrangements

Shares of the Funds may be available through broker-dealers, banks, trust companies, insurance companies and other financial firms that have entered into shareholder servicing arrangements with respect to the Funds. A financial firm is one that, in exchange for compensation, sells, among other products, mutual fund shares (including the shares offered in this prospectus) or provides services for mutual fund shareholders. These financial firms provide varying investment products, programs, platforms and accounts, through which investors may purchase, redeem and exchange shares of the Funds. Shareholder servicing arrangements typically include processing orders for shares, generating account and confirmation statements, sub-accounting, account maintenance, tax reporting, collecting and posting distributions to investor accounts and disbursing cash dividends as well as other investment or administrative services required for the particular firm's products, programs, platform and accounts.

PIMCO and/or its affiliates may make payments to financial firms for the shareholder services provided. These payments are made out of PIMCO's resources, including the supervisory and administrative fees paid to PIMCO under the Funds' supervision and administration agreement. The actual services provided by these firms, and the payments made for such services, vary from firm to firm. The payments may be based on a fixed dollar amount for each account and position maintained by the financial firm and/or a percentage of the value of shares held by investors through the firm. Please see the SAI for more information.

These payments may be material to financial firms relative to other compensation paid by the Funds, PIMCO and/or its affiliates and may be in addition to other fees and payments, such as distribution and/or service (12b-1) fees, revenue sharing or "shelf space" fees and event support, other non-cash compensation and charitable contributions paid to or at the request of such firms (described below). Also, the payments may differ depending on the Fund or share class and may vary from amounts paid to the Funds' transfer agent for providing similar services to other accounts. PIMCO and/or its affiliates do not control these financial firms' provision of the services for which they are receiving payments.

These financial firms may impose additional or different conditions than the Funds on purchases, redemptions or exchanges of shares. They may also independently establish and charge their customers or program participants transaction fees, account fees and other amounts in connection with purchases, redemptions and exchanges of shares in addition to any fees imposed by the Funds. These additional fees may vary and over time could increase the cost of an investment in the Funds and lower investment returns. Each financial firm is responsible for transmitting to its customers and program participants a schedule of any such fees and information regarding any additional or different conditions regarding purchases, redemptions and exchanges. Shareholders who are customers of these financial firms or participants in programs serviced by them should contact the financial firm for information regarding these fees and conditions.

## Other Payments to Financial Firms

Some or all of the sales charges, distribution fees and servicing fees described above are paid or “reallowed” to the financial firm, including their financial professionals through which you purchase your shares. With respect to Class C and Class C-2 shares, the financial firms are also paid at the time of your purchase a commission of up to 1.00% of your investment in such share class. Please see the SAI for more details.

**Revenue Sharing/Marketing Support.** The Distributor or PIMCO (for purposes of this subsection only, collectively, “PIMCO”) make payments and provide other incentives to financial firms as compensation for services such as providing the Funds with “shelf space,” or a higher profile for the financial firms’ financial professionals and their customers, placing the Funds on the financial firms’ preferred or recommended fund list, granting PIMCO access to the financial firms’ financial professionals and furnishing marketing support and other specified services. These payments may be significant to the financial firms.

A number of factors are considered in determining the amount of these additional payments to financial firms. On some occasions, such payments may be conditioned upon levels of sales, including the sale of a specified minimum dollar amount of the shares of a Fund and/or other funds sponsored by PIMCO together or a particular class of shares, during a specified period of time. PIMCO also makes payments to one or more financial firms based upon factors such as the amount of assets a financial firm’s clients have invested in the Funds and the quality of the financial firm’s relationship with PIMCO and/or its affiliates. The Distributor also makes payments to one or more financial firms based on the levels of advisory fees of the Funds.

The additional payments described above are made from PIMCO’s (or its affiliates’) own assets (and sometimes, therefore referred to as “revenue sharing”) pursuant to agreements with financial firms and do not change the price paid by investors for the purchase of a Fund’s shares or the amount a Fund will receive as proceeds from such sales. These payments may be made to financial firms (as selected by PIMCO) that have sold significant amounts of shares of the Funds or other PIMCO-sponsored funds. With respect to Class A, Class C and Class C-2 shares except as described in the following paragraph, the level of

payments made to a financial firm will vary and generally will not exceed in any billing period the sum of: (a) 0.10% of gross sales of Class A, Class C and Class C-2 shares of the Trust and PIMCO Equity Series by such financial firm; and (b) an annual rate of 0.03% of the assets attributable to that financial firm invested in Class A, Class C and Class C-2 shares of the funds of the Trust and funds of PIMCO Equity Series (as determined by the contractual arrangement between the parties, which may, among other things, exclude certain assets from the calculation) (the “10/3 cap”); or (2) an annual rate of 0.05% of the assets attributable to that financial firm invested in Class A, Class C and Class C-2 shares of the Funds and PIMCO Equity Series (as determined by the contractual arrangement between the parties, which may, among other things, exclude certain assets from the calculation) (the “5bp cap”). Only agreements entered into on or after April 1, 2021 will be eligible, in PIMCO’s discretion, for the 5bp cap. The determination of which limit applies will vary pursuant to the terms of each agreement. In certain cases, the payments are subject to minimum payment levels or vary based on the advisory fee or total expense ratio of the relevant Fund(s). In lieu of payments pursuant to the foregoing formula, PIMCO or its affiliates makes, in certain instances, payments of an agreed upon amount which normally will not exceed the amount that would have been payable pursuant to the formula.

Financial firms with a combined AUM in excess of \$5 billion in Class A, Class C, Class C-2 and I-2 shares of funds of the Trust and PIMCO Equity Series that have a written agreement with PIMCO to receive revenue sharing payments on the applicable share class (for purposes of this paragraph, “Eligible Firms”) are eligible for marketing support payments beyond those described in the preceding paragraph on certain Eligible Assets (as defined below). The total payment in any billing period (as determined by the contractual arrangement between the parties) to any Eligible Firm with an agreement to receive revenue sharing payments on I-2 shares generally shall not exceed 0.05% of the combined Eligible Assets of Class A, Class C, Class C-2 and I-2 shares of the funds of the Trust and PIMCO Equity Series. Should any Eligible Firm not collect marketing support on I-2 shares, the total payment to such Eligible Firm generally shall not exceed the greater of: (a) 0.05% of Eligible Assets of Class A, Class C and Class C-2 shares of funds of the Trust and funds of PIMCO Equity Series; or (b) the 10/3 cap with respect to Class A, Class C and Class C-2 shares only. With respect to the Eligible Firms receiving marketing support payments with respect to I-2 shares pursuant to this paragraph, payments may be lower for particular funds of the Trust or funds of PIMCO Equity Series as compared to other funds of the Trust or funds of PIMCO Equity Series. “Eligible Assets” for purposes of this paragraph are all assets of Class A, Class C, Class C-2 and I-2 shares of funds of the Trust and funds of PIMCO Equity Series attributable to such Eligible Firm less any such assets attributable to the Eligible Firm that the Eligible Firm instructs PIMCO in writing to exclude. Although these payments are made from PIMCO’s own assets, in some cases the levels of such payments may vary by Fund or share class in relation to advisory fees, total annual operating expenses or other payments made by the Fund or share class to PIMCO. These additional payments by PIMCO may be made to financial firms (as selected by PIMCO) that have sold significant amounts of shares of the Funds.

**Model Portfolios.** Payments for revenue sharing, in certain circumstances, may also be made to financial firms in connection with the distribution of model portfolios developed by PIMCO, such as through inclusion of such model portfolios on a financial firm's platform, as well as in connection with the marketing and sale of, and/or product training regarding such model portfolios, or servicing of accounts tracking such model portfolios. Such payments may be flat fee payments for "platform support" as defined below, or other payments in the form of a flat fee or a per position fee, or may relate to the amount of assets a financial firm's clients invested in the Funds, the advisory fee, the total expense ratio (not including interest expenses), or sales of any share class, of the Funds in such PIMCO-developed models. The cap rates set forth under "Revenue Sharing/Marketing Support" above do not apply to payments for the marketing and sale of model portfolios.

**Ticket Charges.** In addition to the payments described above, PIMCO makes payments to financial firms in connection with certain transaction fees (also referred to as "ticket charges") incurred by the financial firms.

**Event Support; Other Non-Cash Compensation; Charitable Contributions.** In addition to the payments described above, PIMCO pays and/or reimburses, at its own expense, financial firms' sponsorship and/or attendance at conferences, seminars or informational meetings (which may include events held through video technology, to the extent permitted by applicable regulation) ("event support"), provides financial firms or their personnel with occasional tickets to events or other entertainment (which, in some instances, is held virtually), meals and small gifts or pays or provides reimbursement for reasonable travel and lodging expenses for attendees of PIMCO educational events ("other non-cash compensation"), and makes charitable contributions to valid charitable organizations at the request of financial firms ("charitable contributions") to the extent permitted by applicable law, rules and regulations.

**Visits; Training; Education.** In addition to the payments described above, wholesaler representatives and employees of PIMCO or its affiliates visit financial firms on a regular basis to educate financial professionals and other personnel about the Funds and to encourage the sale or recommendation of Fund shares to their clients. PIMCO may also provide (or compensate consultants or other third parties to provide) other relevant training and education to a financial firm's financial professionals and other personnel.

**Platform Support; Consultant Services.** PIMCO also may make payments or reimbursements to financial firms or their affiliated companies, which may be used for their platform development, maintenance, improvement and/or the availability of services including, but not limited to, platform education and communications, relationship management support, development to support new or changing products, eligibility for inclusion on sample fund line-ups, trading or order taking platforms and related infrastructure/technology and/or legal, risk management and regulatory compliance infrastructure in support of investment-related products, programs and services (collectively, "platform support"). Subject to applicable law, PIMCO and its affiliates may also provide investment advisory services to financial

firms and their affiliates and may execute brokerage transactions on behalf of the Funds with such financial firms' affiliates. These financial firms or their affiliates may, in the ordinary course of their financial firm business, recommend that their clients utilize PIMCO's investment advisory services or invest in the Funds or in other products sponsored or distributed by PIMCO or its affiliates. Some platform support arrangements also may entitle the Distributor or PIMCO to ancillary benefits such as reduced fees to attend a financial firm's event or conference or elimination of one-time setup fees, such as CUSIP charges that financial firms otherwise may charge. In addition, PIMCO may pay investment consultants or their affiliated companies for certain services including technology, operations, tax, or audit consulting services and may pay such firms for PIMCO's attendance at investment forums sponsored by such firms (collectively, "consultant services").

**Data.** PIMCO also may make payments or reimbursements to financial firms or their affiliated companies for various studies, surveys, industry data, research and information about, and contact information for, particular financial professionals who have sold, or may in the future sell, shares of the Funds or other PIMCO-advised funds (*i.e.*, "data"). Such payments may relate to the amount of assets a financial firm's clients have invested in the Funds or other PIMCO-advised funds.

**Payments.** Payments for items including event support, platform support, data and consultant services (but not including certain account services), as well as revenue sharing, are, in certain circumstances, bundled and allocated among these categories in PIMCO's discretion. Portions of such bundled payments allocated by PIMCO to revenue sharing shall remain subject to the percentage limitations on revenue sharing payments disclosed above. The financial firms receiving such bundled payments may characterize or allocate the payments differently from PIMCO's internal allocation. In addition, payments made by PIMCO to a financial firm and allocated by PIMCO to a particular category of services can in some cases result in benefits related to, or enhance the eligibility of PIMCO or a Fund to receive, services provided by the financial firm that may be characterized or allocated to one or more other categories of services.

If investment advisers, distributors or affiliated persons of mutual funds make payments and provide other incentives in differing amounts, financial firms and their financial professionals may have financial incentives for recommending a particular mutual fund over other mutual funds. In addition, depending on the arrangements in place at any particular time, a financial firm and its financial professionals also may have a financial incentive for recommending a particular share class over other share classes. A shareholder who holds Fund shares through a financial firm should consult with the shareholder's financial professional and review carefully any disclosure by the financial firm as to its compensation received by the financial professional.

Although the Funds may use financial firms that sell Fund shares to effect transactions for the Funds' portfolios, the Funds and PIMCO will not consider the sale of Fund shares as a factor when choosing financial firms to effect those transactions.

For further details about payments made by PIMCO to financial firms, please see the SAI.

Purchases, Redemptions and Exchanges

The following section provides basic information about how to purchase, redeem and exchange shares of the Funds.

More detailed information about purchase, redemption and exchange arrangements for Fund shares is provided in the SAI, which can be obtained free of charge by written request to the Funds at P.O. Box 219294, Kansas City, MO 64121-9294, visiting pimco.com or by calling 888.87.PIMCO. The SAI provides technical information about the basic arrangements described below and also describes special purchase, sale and exchange features and programs offered by the Trust, including:

- Automated telephone and wire transfer procedures
- Automatic purchase, exchange and withdrawal programs
- A link from your PIMCO Fund account to your bank account
- Special arrangements for tax-qualified retirement plans
- Investment programs which allow you to reduce or eliminate the initial sales charges
- Categories of investors that are eligible for waivers or reductions of initial sales charges and CDSCs

In addition to the other methods and notwithstanding any limitations described herein, shareholders with eligible Fund direct accounts may purchase Class A and Class C shares, and redeem (sell) and exchange Class A and Class C shares, by accessing their accounts online at pimco.com/MyAccountAccess. Shareholders with eligible Fund direct accounts in the Institutional class may purchase, redeem (sell) and exchange shares by accessing their accounts online at pimco.com/InstitutionalAccountAccess. Accordingly, an investor must first establish a Fund direct account by completing and mailing the appropriate account application. Online redemptions are not available for all Fund direct accounts because in certain cases, a signature guarantee may be required.

If a shareholder elects to use Account Access to effect transactions for their Fund direct account, the shareholder will be required to establish and use a user ID and password. Shareholders are responsible for keeping their user IDs and passwords private. A Fund will not be liable for relying on any instructions submitted online. Submitting transactions online may be difficult (or impossible) during drastic economic or market changes or during other times when communications may be under unusual stress. Please see the Funds' SAI for additional terms, conditions and considerations.

If a shareholder elects not to use Account Access to view their account or effect transactions, the shareholder should not establish online account access. If online account access has already been established and the client no longer wants the account accessible online, the client can call 888.87.PIMCO and request to suspend online access.

The Trust typically does not offer or sell its shares to non-U.S. residents. For purposes of this policy, a U.S. resident is defined as an account with (i) a U.S. address of record and (ii) all account owners residing in the U.S. at the time of sale.

The minimum initial investment may be modified for certain financial firms that submit orders on behalf of their customers. The Trust or the Distributor may lower or waive the minimum initial or subsequent investment for certain categories of investors at their discretion. Please see the SAI for details.

Purchasing Shares — Class A, Class C and Class C-2

You can purchase Class A, Class C or Class C-2 shares of the Funds in the following ways:

- **Through your broker-dealer or other financial firm.** Your broker-dealer or other financial firm may establish higher minimum investment requirements than the Trust and may also independently charge you transaction fees and additional amounts (which may vary) in return for its services, which will reduce your return. Shares you purchase through your broker-dealer or other financial firm will normally be held in your account with that firm.
- **Through the Distributor. (Class A and Class C only)** You should discuss your investment with your financial professional before you make a purchase to be sure the Fund is appropriate for you. To make direct investments, your broker-dealer or other financial firm must open an account with the Trust and send payment for your shares either by mail or through a variety of other purchase options and plans offered by the Trust.
- **Investment Minimums — Class A, Class C and Class C-2 Shares.** The following investment minimums apply for purchases of Class A, Class C and Class C-2 shares.

Initial Investment	Subsequent Investments
\$1,000 per Fund	\$50 per Fund

To invest directly by mail, specified benefit plans should send a check payable to the PIMCO Family of Funds, along with a completed Account Application to the Trust by mail to PIMCO Funds, P.O. Box 219294, Kansas City, MO 64121-9294 or overnight courier to PIMCO Funds, c/o SS&C Global Investor and Distribution Solutions, Inc., 430 W. 7th Street, STE 219294, Kansas City, MO 64105-1407.

The Funds accept all purchases by mail subject to collection of checks at full value and conversion into federal funds. Investors may make subsequent purchases by mailing a check to the address above with a letter describing the investment or with the additional investment portion of a confirmation statement. Checks for subsequent purchases should be payable to the PIMCO Family of Funds and should clearly indicate the relevant account number. Please call the Funds at 888.87.PIMCO if you have any questions regarding purchases by mail. The Funds reserve the right to require payment by wire, Automatic Clearing House (ACH) or U.S. bank check. The Funds generally do not

accept payments made by cash, money order, temporary/starter checks, third-party checks, credit card checks, traveler's check, or checks drawn on non-U.S. banks even if payment may be effected through a U.S. bank.

The SAI describes a number of additional ways you can make direct investments, including through the PIMCO Funds Automatic Investment Plan and ACH Network. You can obtain the SAI free of charge from the Funds by written request to the address above, visiting [pimco.com](http://pimco.com) or by calling 888.87.PIMCO.

## Purchasing Shares — Institutional Class, I-2, and I-3

Eligible investors may purchase Institutional Class, I-2, and I-3 shares of the Funds at the relevant NAV of that class without a sales charge. See "No Sales Charges — Institutional Class, I-2, and I-3 Shares" above.

- **Investment Minimums — Institutional Class, I-2, and I-3 Shares.** The following investment minimums apply for purchases of Institutional Class, I-2, and I-3 shares.

<u>Initial Investment</u>	<u>Subsequent Investments</u>
\$1 million per account	None

- **Initial Investment.** Investors who wish to invest in Institutional Class shares may obtain an Account Application online at [pimco.com](http://pimco.com) or by calling 888.87.PIMCO. I-2 and I-3 shares are only available through financial firms. See "No Sales Charges — Institutional Class, I-2, and I-3 Shares." The completed Account Application may be submitted using the following methods:  
Facsimile: 816.421.2861  
Regular Mail:  
PIMCO Funds  
P.O. Box 219024  
Kansas City, MO 64121-9024  
Overnight Mail:  
PIMCO Funds  
c/o SS&C Global Investor and Distribution Solutions, Inc.  
430 W. 7th Street, STE 219024  
Kansas City, MO 64105-1407  
E-mail: [pirocess@dtsystems.com](mailto:pirocess@dtsystems.com)

Except as described below, an investor may purchase Institutional Class shares only by wiring federal funds to:

PIMCO Funds c/o State Street Bank & Trust Co.  
One Lincoln Street, Boston, MA 02111  
ABA: 011000028  
DDA: 9905-7432  
ACCT: Investor PIMCO Account Number  
FFC: Name of Investor and Name of Fund(s) in which you wish to invest

Before wiring federal funds, the investor must provide order instructions to the Transfer Agent by facsimile at 816.421.2861, by telephone at 888.87.PIMCO or by e-mail at [pirocess@dtsystems.com](mailto:pirocess@dtsystems.com) (if an investor elected this option at account opening or subsequently in writing). Under normal circumstances, in order to receive the current day's NAV, order instructions must be received in good order prior to the close of

regular trading on the NYSE (normally 4:00 p.m., Eastern time) ("NYSE Close"). Instructions must include the name and signature of an authorized person designated on the Account Application ("Authorized Person"), account name, account number, name of Fund and share class and amount being wired. Failure to send the accompanying wire on the same day may result in the cancellation of the order. A wire received without order instructions generally will not be processed and may result in a return of wire; however, PIMCO may determine in its sole discretion to process the order based upon the information contained in the wire.

An investor may place a purchase order for shares without first wiring federal funds if the purchase amount is to be derived from an advisory account managed by PIMCO or one of its affiliates, or from an account with a broker-dealer or other financial firm that has established a processing relationship with the Trust on behalf of its customers.

- **Additional Investments.** An investor may purchase additional Institutional Class shares of the Funds at any time by sending a facsimile or e-mail or by calling the Transfer Agent and wiring federal funds as outlined above. Eligible Institutional Class shareholders may also purchase additional shares online at [pimco.com/InstitutionalAccountAccess](http://pimco.com/InstitutionalAccountAccess). Contact your financial firm for information on purchasing additional I-2 or I-3 shares.
- **Other Purchase Information.** Purchases of a Fund's Institutional Class, I-2, and I-3 shares will be made in full and fractional shares.

## Purchasing Shares — Additional Information

The Trust and the Distributor each reserves the right, in its sole discretion, to suspend the offering of shares of the Funds or to reject any purchase order, in whole or in part, when, in the judgment of management, such suspension or rejection is in the best interests of the Trust or for other reasons such as compliance with anti-money laundering or sanctions obligations and requirements.

Subject to the approval of the Trust, an investor may purchase shares of the Fund with liquid securities that are eligible for purchase by the Fund (consistent with the Fund's investment policies and restrictions) and that have a value that is readily ascertainable in accordance with the Trust's valuation policies, except as otherwise allowed by law or applicable Fund policy. These transactions will be effected only if PIMCO intends to retain the security in the Fund as an investment. Assets purchased by the Fund in such a transaction will be valued in generally the same manner as they would be valued for purposes of pricing the Fund's shares, if such assets were included in the Fund's assets at the time of purchase. The Trust reserves the right to amend or terminate this practice at any time.

In the interest of economy and convenience, certificates for shares will not be issued.

## Redeeming Shares — Class A, Class C and Class C-2

You can redeem (sell) Class A, Class C or Class C-2 shares of the Funds in the following ways:

- **Through your broker-dealer or other financial firm.** Your broker-dealer or other financial firm may independently charge you transaction fees and additional amounts in return for its services, which will reduce your return.
- **Redemptions by Telephone (Class A and Class C only).** An investor that elects this option on the Account Application (or subsequently in writing) may request redemptions of Class A and Class C shares by calling the Trust at 888.87.PIMCO. An Authorized Person must state his or her name, account name, account number, name of Fund and share class, and redemption amount (in dollars or shares). Redemption requests of an amount of \$10 million or more must be submitted in writing by an Authorized Person.
- **Directly from the Trust by Written Request (Class A and Class C only).** To redeem shares directly from the Trust by written request, you must send the following items to the PIMCO Funds, P.O. Box 219294, Kansas City, MO 64121-9294:
  1. a written request for redemption signed by all registered owners exactly as the account is registered on the Transfer Agent's records, including fiduciary titles, if any, and specifying the account number and the dollar amount or number of shares to be redeemed;
  2. for certain redemptions described below, a guarantee of all signatures on the written request or on the share certificate or accompanying stock power, if required, as described under "Signature Validation" below;
  3. any share certificates issued for any of the shares to be redeemed (see "Certificated Shares" below); and
  4. any additional documents which may be required by the Transfer Agent for redemption by corporations, partnerships or other organizations, executors, administrators, trustees, custodians or guardians, or if the redemption is requested by anyone other than the shareholder(s) of record. Transfers of shares are subject to the same requirements.

A signature validation is not required for redemptions requested by and payable to all shareholders of record for the account, and to be sent to the address of record for that account. To avoid delay in redemption or transfer, if you have any questions about these requirements you should contact the Transfer Agent in writing or call 888.87.PIMCO before submitting a request. Written redemption or transfer requests will not be honored until all required documents in the proper form have been received by the Transfer Agent. You cannot redeem your shares by written request if they are held in "street name" accounts—you must redeem through your financial firm.

If the proceeds of your redemption (i) are to be paid to a person other than the record owner, (ii) are to be sent to an address other than the address of the account on the Transfer Agent's records, and/or (iii) are to be paid to a corporation, partnership, trust or fiduciary, the signature(s) on the redemption request and on the certificates, if any, or stock power must be guaranteed as described under "Signature Validation" below.

The SAI describes a number of additional ways you can redeem your shares, including:

- Telephone requests to the Transfer Agent
- Online Account Access
- Expedited wire transfers
- Automatic Withdrawal Plan
- Automated Clearing House (ACH) Network

Unless you specifically elect otherwise, your initial Account Application permits you to redeem shares by telephone subject to certain requirements. To be eligible for expedited wire transfer, Automatic Withdrawal Plan, and ACH privileges, you must specifically elect the particular option on your Account Application and satisfy certain other requirements. The SAI describes each of these options and provides additional information about selling shares.

Other than an applicable CDSC, you will not pay any special fees or charges to the Trust or the Distributor when you sell your shares. However, if you sell your shares through your broker, dealer or other financial firm, that firm may charge you a commission or other fee for processing your redemption request.

## Redeeming Shares — Institutional Class

- **Redemptions in Writing.** Investors may redeem (sell) Institutional Class shares by sending a facsimile, written request or e-mail as follows:  
Facsimile: 816.421.2861  
Regular Mail:  
PIMCO Funds  
P.O. Box 219024  
Kansas City, MO 64121-9024  
Overnight Mail:  
PIMCO Funds  
c/o SS&C Global Investor and Distribution Solutions, Inc  
430 W. 7th Street, STE 219024  
Kansas City, MO 64105-1407  
E-mail: [piprocess@dstsystems.com](mailto:piprocess@dstsystems.com)

The redemption request should state the Fund from which the shares are to be redeemed, the class of shares, the number or dollar amount of the shares to be redeemed and the account number. The request must be signed or made by an Authorized Person.

Neither the Trust nor the Transfer Agent may be liable for any loss, cost or expense for acting on instructions (including those by fax or e-mail) believed by the party receiving such instructions to be genuine and in accordance with the procedures described in this prospectus. Shareholders should realize that by utilizing fax or e-mail redemption, they may be giving up a measure of security that they might have if they were to redeem their shares by mail. Furthermore, interruptions in service may mean that a shareholder will be unable to effect a redemption by fax or e-mail when desired. The Transfer Agent also provides written confirmation of transactions as a procedure designed to confirm that instructions are genuine.

All redemptions, whether initiated by mail, fax or e-mail, will be processed in a timely manner, and proceeds will be forwarded by wire in accordance with the redemption policies of the Trust detailed below. See “Redeeming Shares—Additional Information.”

- **Redemptions by Telephone.** An investor that elects this option on the Account Application (or subsequently in writing) may request redemptions of Institutional Class shares by calling the Trust at 888.87.PIMCO. An Authorized Person must state his or her name, account name, account number, name of Fund and share class, and redemption amount (in dollars or shares). Redemption requests of an amount of \$10 million or more must be submitted in writing by an Authorized Person.

In electing a telephone redemption, the investor authorizes PIMCO and the Transfer Agent to act on telephone instructions from any person representing him or herself to be an Authorized Person, and reasonably believed by PIMCO or the Transfer Agent to be genuine. Neither the Trust nor the Transfer Agent may be liable for any loss, cost or expense for acting on instructions (including by telephone) believed by the party receiving such instructions to be genuine and in accordance with the procedures described in this prospectus. Shareholders should realize that by electing the telephone option, they may be giving up a measure of security that they might have if they were to redeem their shares in writing. Furthermore, interruptions in service may mean that shareholders will be unable to redeem their shares by telephone when desired. The Transfer Agent also provides written confirmation of transactions initiated by telephone as a procedure designed to confirm that telephone instructions are genuine. All telephone transactions are recorded, and PIMCO or the Transfer Agent may request certain information in order to verify that the person giving instructions is authorized to do so. The Trust or Transfer Agent may be liable for any losses due to unauthorized or fraudulent telephone transactions if it fails to employ reasonable procedures to confirm that instructions communicated by telephone are genuine. All redemptions initiated by telephone will be processed in a timely manner, and proceeds will be forwarded by wire in accordance with the redemption policies of the Trust detailed below. See “Redeeming Shares—Additional Information.”

An Authorized Person may decline telephone exchange or redemption privileges after an account is opened by providing the Transfer Agent a letter of instruction signed by an Authorized Signer. Shareholders may experience delays in exercising telephone redemption privileges during periods of abnormal market activity. During periods of volatile economic or market conditions, shareholders may wish to consider transmitting redemption orders by facsimile, e-mail or overnight courier.

Defined contribution plan participants may request redemptions by contacting the employee benefits office, the plan administrator or the organization that provides recordkeeping services for the plan.

## Redemptions Online

An investor may redeem Institutional Class shares through their account online. To access your online account, please log onto [pimco.com/InstitutionalAccountAccess](http://pimco.com/InstitutionalAccountAccess) and enter your account information and personal identification data.

## Redeeming Shares — I-2 and I-3

An investor may redeem (sell) I-2 or I-3 shares through the investor’s financial firm. Investors do not pay any fees or other charges to the Trust when selling I-2 or I-3 shares. Please contact the financial firm for details.

A financial firm is obligated to transmit an investor’s redemption orders to the Transfer Agent promptly and is responsible for ensuring that a redemption request is in proper form. The financial firm will be responsible for furnishing all necessary documentation to the Transfer Agent and may charge for its services.

## Redeeming Shares — Additional Information

Redemptions of all Classes of Fund shares may be made on any day the NYSE is open, but may be suspended when trading on the NYSE is restricted or during an emergency which makes it impracticable for the Funds to dispose of their securities or to determine fairly the value of their net assets, or during any other period as permitted by the SEC for the protection of investors. Under these and other unusual circumstances, the Trust may suspend redemptions or postpone payment for more than seven days, as permitted by law.

In addition, a temporary hold may be placed on the disbursement of redemption proceeds from an account if there is a reasonable belief that financial exploitation of a Specified Adult (as defined below) has occurred, is occurring, has been attempted, or will be attempted. Notice of such a delay will be provided in accordance with regulatory requirements. This temporary hold will be for an initial period of no more than 15 business days while an internal review of the facts and circumstances of the suspected financial exploitation is conducted, but the temporary hold may be extended for up to 10 additional business days if the internal review supports the belief that financial exploitation has occurred, is occurring, has been attempted, or will be attempted. Both the initial and additional hold on the disbursement may be terminated or extended by a state regulator or an agency or court of competent jurisdiction. For purposes of this paragraph, the term “Specified Adult” refers to an individual who is (A) a natural person age 65 and older; or (B) a natural person age 18 and older who is reasonably believed to have a mental or physical impairment that renders the individual unable to protect his or her own interests.

Following the receipt of a redemption request, redemption proceeds will normally be mailed to the redeeming shareholder within three calendar days or, in the case of wire transfer or ACH redemptions, will normally be sent to the designated bank account within one business day. Institutional Class shareholders may only receive redemption proceeds via wire transfer or ACH redemptions. ACH redemptions may be received by the bank on the second or third business day following a redemption request, but in either case may take up to seven days. In cases where

shares have recently been purchased by personal check (Class A, Class C or Class C-2 shareholders only), redemption proceeds may be withheld until the check has been collected, which may take up to 10 calendar days. To avoid such withholding, investors in Class A, Class C or Class C-2 shares should purchase shares by certified or bank check or by wire transfer.

For shareholder protection, a request to change information contained in an account registration (for example, a request to change the bank designated to receive wire redemption proceeds) must be received in writing, signed by the minimum number of Authorized Persons designated on the completed Account Application that are required to effect a redemption, and accompanied by a signature validation, as determined in accordance with the Trust's procedures, as more fully described below.

Retirement plan sponsors, participant recordkeeping organizations and other financial firms may also impose their own restrictions, limitations or fees in connection with transactions in the Funds' shares, which may be stricter than those described in this section. You should contact your plan sponsor, recordkeeper or financial intermediary for more information on any additional restrictions, limitations or fees that are imposed in connection with transactions in Fund shares.

In order to meet redemption requests, the Funds typically expect to use a combination of sales of portfolio assets, holdings of cash and cash equivalents (including cash flows into Funds) and financing transactions (such as reverse repurchase agreements). These methods of meeting redemption requests are expected to be used regularly. The Funds reserve the right to use other types of borrowings and interfund lending. The use of borrowings (such as a line of credit) and interfund lending in order to meet redemption requests is typically expected to be used only during stressed market conditions, if at all. See "Characteristics and Risks of Securities and Investment Techniques—Reverse Repurchase Agreements, Dollar Rolls and Other Borrowings" and the SAI for more information. The Funds' use of redemptions in kind is discussed below.

## Redemptions In Kind

The Trust has agreed to redeem shares of each Fund solely in cash up to the lesser of \$250,000 or 1% of the Fund's net assets during any 90-day period for any one shareholder. In consideration of the best interests of the remaining shareholders, the Trust may pay any redemption proceeds exceeding this amount in whole or in part by a distribution in kind of securities held by a Fund in lieu of cash, which may be in the form of a pro-rata slice of the Fund's portfolio (potentially with certain exclusions and modifications), individual securities or a representative basket of securities, in each case, subject to the Trust's in-kind redemption procedures and related regulatory guidance. It is highly unlikely that your shares would ever be redeemed in kind. If your shares are redeemed in kind, you should expect to incur transaction costs upon the disposition of the securities received in the distribution.

## Certificated Shares

If you are redeeming shares for which certificates have been issued, the certificates must be mailed to or deposited with the Trust, duly endorsed or accompanied by a duly endorsed stock power or by a written request for redemption. Signatures must be guaranteed as described under "Signature Validation" below. The Trust may request further documentation from institutions or fiduciary accounts, such as corporations, custodians (e.g., under the Uniform Gifts to Minors Act), executors, administrators, trustees or guardians. Your redemption request and stock power must be signed exactly as the account is registered, including indication of any special capacity of the registered owner.

## Signature Validation

When a signature validation is called for, a Medallion signature guarantee or Signature validation program (SVP) stamp may be required. A Medallion signature guarantee is intended to provide signature validation for transactions considered financial in nature, and an SVP stamp is intended to provide signature validation for transactions non-financial in nature. A Medallion signature guarantee or SVP stamp may be obtained from a domestic bank or trust company, broker, dealer, clearing agency, savings association or other financial institution which is participating in a Medallion program or Signature validation program recognized by the Securities Transfer Association. When a Medallion signature guarantee or SVP stamp is required, signature validations from financial institutions which are not participating in one of these programs will not be accepted. Please note that financial institutions participating in a recognized Medallion program or providing SVP stamps may still be ineligible to provide a signature validation for transactions of greater than a specified dollar amount. The Trust may change the signature validation requirements from time to time upon notice to shareholders, which may be given by means of a new or supplemented prospectus. Shareholders should contact the Transfer Agent for additional details regarding the Funds' signature validation requirements. In addition, PIMCO or the Transfer Agent may reject a Medallion signature guarantee or SVP stamp.

In addition, corporations, trusts, and other institutional organizations are required to furnish evidence of the authority of the persons designated on the Account Application to effect transactions for the organization.

## Minimum Account Size

Due to the relatively high cost of maintaining small accounts, the Trust reserves the right to redeem shares in any account that falls below the values listed below.

- **Class A, Class C and Class C-2.** Investors should maintain an account balance in the Fund held by an investor of at least the minimum investment necessary to open the particular type of account. If an investor's balance for the Fund remains below the minimum for three months or longer, the Trust reserves the right (except in the case of employer-sponsored retirement accounts) to redeem an investor's remaining shares and close the Fund

account. An investor's account will not be liquidated if the reduction in size is due solely to a decline in market value of Fund shares or another exception available through the Administrator's policies applies. An investor will receive advance notice of the Trust's intention to redeem the investor's shares and close the Fund account and will be given at least 60 days to bring the value of its account up to the required minimum.

- **Institutional Class.** If, at any time, an investor's shares in an account do not have a value of at least \$100,000 due to redemption by the investor, the Trust reserves the right to redeem an investor's remaining shares and close the Fund account. An investor's account will not be liquidated if the reduction in size is due solely to a decline in market value of Fund shares or another exception available through the Administrator's policies applies. An investor will receive advance notice of the Trust's intention to redeem the investor's shares and close the Fund account and will be given at least 60 days to bring the value of its account up to the required minimum.

## Request for Multiple Copies of Shareholder Documents

To reduce expenses, it is intended that only one copy of the Funds' prospectus and each annual and semi-annual report or notice of availability, when available, will be mailed to those addresses shared by two or more accounts. If you wish to receive individual copies of these documents and your shares are held directly with the Trust, call the Trust at 888.87.PIMCO. You will receive the additional copy within 30 days after receipt of your request by the Trust. Alternatively, if your shares are held through a financial institution, please contact the financial institution directly.

## Exchanging Shares

You may exchange shares of a Fund for the same class of shares of any other fund of the Trust or a fund of PIMCO Equity Series that offers the same class of shares, subject to any restriction on exchanges set forth in the applicable Fund's prospectus and any applicable sales charge and other rules, as described in the SAI. You may also exchange Class C-2 shares of a Fund for Class C shares of any other fund of the Trust or a fund of PIMCO Equity Series, or Class C shares of a Fund for Class C-2 shares of any other Fund of the Trust, subject to any restriction on exchanges set forth in the applicable Fund's prospectus. Shareholders interested in such an exchange may request a prospectus for these other funds by contacting the Trust.

Exchanges of Class A, Class C and Class C-2 shares are subject to an initial \$1,000 minimum (and subsequent \$50 minimum) for each Fund, except with respect to tax-qualified programs and exchanges effected through the PIMCO Funds Automatic Exchange Plan.

An exchange is generally a taxable event which will generate capital gains or losses, and special rules may apply in computing tax basis when determining gain or loss. See "Tax Consequences" in this prospectus and "Taxation" in the SAI.

Eligible investors who maintain their account directly with the Funds may submit a request to exchange Fund shares by accessing their account online. Eligible direct investors in Class A and Class C shares may access their online account via [pimco.com/MyAccountAccess](http://pimco.com/MyAccountAccess). Eligible direct investors in Institutional shares may access their online account via [pimco.com/InstitutionalAccountAccess](http://pimco.com/InstitutionalAccountAccess).

If you maintain your Class A or Class C account with the Trust, you may exchange shares by completing a written exchange request and sending it to PIMCO Funds, P.O. Box 219294, Kansas City, MO 64121- 9294 or by calling the Funds at 888.87.PIMCO. Exchanges of an amount of \$10 million or more must be submitted in writing by an Authorized Person. If you maintain your Institutional Class shares with the Trust, you may exchange shares by following the redemption procedures for those classes above. If you maintain Class A, Class C, Class C-2, Institutional Class, I-2, or I-3 shares through an intermediary, please contact the intermediary to conduct your transactions.

Shares of one class of a Fund may also be exchanged directly for shares of another class of the Fund, subject to any applicable sales charge and other rules, as described in the SAI. If I-2 or I-3 shares are exchanged for Class A shares, a Class A sales charge will not apply.

The Trust reserves the right to refuse exchange purchases (or purchase and redemption and/or redemption and purchase transactions) if, in the judgment of PIMCO, the transaction would adversely affect a Fund and its shareholders. Although the Trust has no current intention of terminating or modifying the exchange privilege, it reserves the right to do so at any time. Except as otherwise permitted by the SEC, the Trust will give you 60 days' advance notice if it exercises its right to terminate or materially modify the exchange privilege with respect to Class A, Class C and Class C-2 shares.

The SAI provides more detailed information about the exchange privilege, including the procedures you must follow and additional exchange options. You can obtain the SAI free of charge from the Funds by written request to the address above, by visiting [pimco.com](http://pimco.com) or by calling 888.87.PIMCO.

## Acceptance and Timing of Purchase Orders, Redemption Orders and Share Price Calculations

Under normal circumstances, a purchase order received by the Trust or its designee prior to the NYSE Close, on a day the Trust is open for business, together with payment made in one of the ways described above will be effected at that day's NAV plus any applicable sales charge. An order received after the close of regular trading on the NYSE will be effected at the NAV determined on the next business day. However, orders received by certain retirement plans and other financial firms on a business day prior to the close of regular trading on the NYSE and communicated to the Trust or its designee prior to such time as agreed upon by the Trust and financial firm will be effected at the NAV determined on the business day the order was received by the financial firm. The Trust is "open for business" on each day the NYSE is open for trading, which excludes the following holidays: New Year's Day, Martin Luther King, Jr. Day, Presidents' Day, Good Friday, Memorial Day, Juneteenth National Independence Day, Independence Day, Labor Day,

Thanksgiving Day and Christmas Day. If the NYSE is closed due to weather or other extenuating circumstances on a day it would typically be open for business, the Trust reserves the right to treat such day as a Business Day and accept purchase and redemption orders and calculate a Fund's NAV as of the normally scheduled close of regular trading on the NYSE or such other time that the Fund may determine, in accordance with applicable law. A Fund reserves the right to close if the primary trading markets of the Fund's portfolio instruments are closed and the Fund's management believes that there is not an adequate market to meet purchase, redemption or exchange requests. On any business day when the Securities Industry and Financial Markets Association ("SIFMA") recommends that the securities markets close trading early or when the NYSE closes earlier than scheduled, each Fund may (i) close trading early (in which the time as of which NAV is calculated would be advanced and, therefore, also the time by which purchase and redemption orders must be received in order to receive that day's NAV would be advanced) or (ii) accept purchase and redemption orders until, and calculate its NAV as of, the normally scheduled close of regular trading on the NYSE for that day. Purchase orders will be accepted only on days which the Trust is open for business.

Under normal circumstances, a redemption order received by the Trust or its designee prior to the NYSE Close on a day the Trust is open for business, is effective on that day (unless a specific subsequent trade date is provided). A redemption order received after that time becomes effective on the next business day. Redemption requests for Fund shares are effected at the NAV per share next determined after receipt of a redemption request by the Trust or its designee, minus any applicable sales charge. However, orders received by certain broker-dealers and other financial firms on a business day prior to the NYSE Close and communicated to the Trust or its designee prior to such time as agreed upon by the Trust and financial firm will be effected on the business day the order was received by the financial firm. The request must properly identify all relevant information such as trade date, account name, account number, redemption amount (in dollars or shares), the Fund name and the class of shares and must be executed by an Authorized Person.

The Trust and the Distributor each reserves the right, in its sole discretion, to accept or reject any order for purchase of Fund shares, including with respect to one or more share classes of a Fund. The Trust or the Distributor may reject an order for purchase of Fund shares for any reason or no reason. The sale of shares may be suspended during any period in which the NYSE is closed other than weekends or holidays, or if permitted by the rules of the SEC, when trading on the NYSE is restricted or during an emergency which makes it impracticable for the Fund to dispose of its securities or to determine fairly the value of its net assets, or during any other period as permitted by the SEC for the protection of investors. Additionally, redemptions of Fund shares may be suspended when trading on the NYSE is restricted or during an emergency which makes it impracticable for the Fund to dispose of its securities or to determine fairly the value of its net assets, or during any other period as permitted by the SEC for the protection of investors.

Under these and other unusual circumstances, the Trust may suspend redemptions or postpone payment for more than seven days, as permitted by law.

An investor should invest in the Fund for long-term investment purposes only. The Trust reserves the right to refuse purchases if, in the judgment of PIMCO, the purchases would adversely affect a Fund and its shareholders. In particular, the Trust and PIMCO each reserves the right to restrict purchases of Fund shares (including exchanges) when a pattern of frequent purchases and sales made in response to short-term fluctuations in share price appears evident. Notice of any such restrictions, if any, will vary according to the particular circumstances.

## Abusive Trading Practices

The Trust encourages shareholders to invest in the Funds as part of a long-term investment strategy and discourages excessive, short-term trading and other abusive trading practices, sometimes referred to as "market timing." However, because the Trust will not always be able to detect market timing or other abusive trading activity, investors should not assume that the Trust will be able to detect or prevent all market timing or other trading practices that may disadvantage the Funds.

Certain of the Funds' investment strategies may expose the Funds to risks associated with market timing activities. For example, since certain Funds may invest in non-U.S. securities, they may be subject to the risk that an investor may seek to take advantage of a delay between the change in value of the Funds' non-U.S. portfolio securities and the determination of the Funds' NAV as a result of different closing times of U.S. and non-U.S. markets by buying or selling Fund shares at a price that does not reflect their true value. A similar risk exists for a Fund's potential investment in securities of small capitalization companies, securities of issuers located in emerging markets, securities of distressed companies or high yield securities that are thinly traded and therefore may have actual values that differ from their market prices.

To discourage excessive, short-term trading and other abusive trading strategies, the Board of Trustees of the Trust has adopted policies and procedures reasonably designed to detect and prevent short-term trading activity that may be harmful to a Fund and its shareholders ("Market Timing Policy"). Such activities may have a detrimental effect on a Fund and its shareholders. For example, depending upon various factors such as the size of a Fund and the amount of its assets maintained in cash, short-term or excessive trading by Fund shareholders may interfere with the efficient management of the Fund's investments, increase transaction costs and taxes, and may harm the performance of the Fund and its shareholders.

The Trust seeks to deter and prevent abusive trading practices, and to reduce these risks, through several methods. First, to the extent that there is a delay between a change in the value of a mutual fund's portfolio holdings and the time when that change is reflected in the NAV of the Fund's shares, the Fund is exposed to the risk that investors may seek to exploit this delay by purchasing or redeeming shares at NAVs that do not reflect appropriate fair value prices. The Trust seeks to deter and prevent this activity, sometimes referred to as "stale price

arbitrage,” by the appropriate use of “fair value” pricing of a Fund’s portfolio securities. See “How Fund Shares Are Priced” below for more information.

Second, the Trust and PIMCO seek to monitor shareholder account activities in order to detect and prevent excessive and disruptive trading practices. The Trust and PIMCO each reserves the right to restrict or refuse any purchase or exchange transaction if, in the judgment of the Trust or of PIMCO, the transaction may adversely affect the interests of a Fund or its shareholders. Among other things, the Trust may monitor for any patterns of frequent purchases and sales that appear to be made in response to short-term fluctuations in share price. Notice of such restrictions, if any, will vary according to the particular circumstances. The Trust does not monitor the PIMCO Funds of Funds (as defined below) for purposes of detecting frequent or short-term trading practices with respect to shares of the Funds.

Although the Trust and its service providers seek to use these methods to detect and prevent abusive trading activities, and although the Trust will consistently apply such methods, there can be no assurances that such activities can be mitigated or eliminated. By their nature, omnibus accounts, in which purchases and sales of Fund shares by multiple investors are aggregated for presentation to a Fund on a net basis, conceal the identity of the individual investors from the Fund. This makes it more difficult for the Trust and/or PIMCO to identify short-term transactions in the Fund.

## Verification of Identity and Compliance with Economic Sanctions and Anti-Money Laundering Laws

To help the federal government combat the funding of terrorism and money laundering activities, federal law generally requires all financial institutions to obtain, verify and record information that identifies each person, or the control person(s) and/or beneficial owners of legal entity customers, that opens a new account, and to determine whether such person’s name, or the names of such control person(s) and/or beneficial owners of legal entity customers, appears on government lists of known or suspected terrorists and terrorist organizations. As a result, unless there is an applicable exception or exemption, a Fund must obtain the following information for each person, or the control person(s) and/or beneficial owners of legal entity customers, that opens a new account:

1. Name;
2. Date of birth (for individuals);
3. Residential or business street address; and
4. Social security number, taxpayer identification number, or other identifying number.

**Federal law prohibits the Funds and other financial institutions from opening a new account unless they receive the minimum identifying information listed above, unless there is an applicable exception or exemption.**

Individuals may also be asked for a copy of their driver’s license, passport or other identifying document in order to verify their identity. In addition, it may be necessary to verify an individual’s identity by

cross-referencing the identification information with a consumer report or other electronic database. Additional information may be required to open accounts for corporations and other entities, and a Fund or its affiliates or agents may request information about the investor’s source of funds and source of wealth before permitting investment in the Fund.

After an account is opened, a Fund may restrict your ability to purchase additional shares until your identity is verified and all other requested information is provided to the Fund’s satisfaction. A Fund also may close or freeze your account and redeem your shares or take other appropriate action if it is unable to verify your identity or obtain the requested information within a reasonable time at any point in the lifecycle of the account.

The Funds and their affiliates are subject to various anti-money laundering laws in addition to those set forth above, as well as laws that restrict them from dealing with entities, individuals, organizations and/or investments that are subject to applicable sanctions regimes. Each investor acknowledges that (i) if the Funds or their affiliates or agents reasonably believe that such investor (or any of its underlying beneficial owners) is the subject or target of relevant economic or trade sanctions program or has used proceeds of crime to fund their investment, or (ii) if otherwise required by applicable law or regulation, the Funds or their affiliates or agents may, in their sole discretion, undertake appropriate actions to ensure compliance with applicable law or regulations, including but not limited to freezing, segregating or redeeming such investor’s subscription in the Funds and/or making disclosures to appropriate regulators. In this event, the affected investor shall have no claim against the Fund or any of its affiliates or agents, for any form of damages that result from any of the aforementioned actions.

## How Fund Shares are Priced

The price of a Fund’s shares is based on a Fund’s NAV. The NAV of the Fund, or each of its share classes, as applicable, is determined by dividing the total value of a Fund’s portfolio investments and other assets attributable to the Fund or class, less any liabilities, by the total number of shares outstanding of the Fund or class.

On each day that the NYSE is open, Fund shares are ordinarily valued as of the NYSE Close. Information that becomes known to the Funds or their agents after the time as of which NAV has been calculated on a particular day will not generally be used to retroactively adjust the price of a security or the NAV determined earlier that day. If regular trading on the NYSE closes earlier than scheduled, each Fund reserves the right to either (i) calculate its NAV as of the earlier closing time or (ii) calculate its NAV as of the normally scheduled close of regular trading on the NYSE for that day. Each Fund generally does not calculate its NAV on days during which the NYSE is closed. However, if the NYSE is closed on a day it would normally be open for business, each Fund reserves the right to calculate its NAV as of the normally scheduled close of regular trading on the NYSE for that day or such other time that the Fund may determine.

For purposes of calculating NAV, portfolio securities and other assets for which market quotations are readily available are valued at market value. A market quotation is readily available only when that quotation is a quoted price (unadjusted) in active markets for identical investments that the Fund can access at the measurement date, provided that a quotation will not be readily available if it is not reliable. Market value is generally determined on the basis of official closing prices or the last reported sales prices. The Funds will normally use pricing data for domestic equity securities received shortly after the NYSE Close and do not normally take into account trading, clearances or settlements that take place after the NYSE Close. A foreign (non-U.S.) equity security traded on a foreign exchange or on more than one exchange is typically valued using pricing information from the exchange considered by PIMCO to be the primary exchange. If market value pricing is used, a foreign (non-U.S.) equity security will be valued as of the close of trading on the foreign exchange, or the NYSE Close, if the NYSE Close occurs before the end of trading on the foreign exchange. Investments for which market quotations are not readily available are valued at fair value as determined in good faith pursuant to Rule 2a-5 under the 1940 Act. As a general principle, the fair value of a security or other asset is the price that would be received to sell an asset or paid to transfer a liability in an orderly transaction between market participants at the measurement date. Pursuant to Rule 2a-5, the Board of Trustees has designed PIMCO as the valuation designee ("Valuation Designee") for each Fund to perform the fair value determination relating to all Fund investments. PIMCO may carry out its designated responsibilities as Valuation Designee through various teams and committees. The Valuation Designee's policies and procedures govern the Valuation Designee's selection and application of methodologies for determining and calculating the fair value of Fund investments. The Valuation Designee may value Fund securities for which market quotations are not readily available and other Fund assets utilizing inputs from pricing services, quotation reporting systems, valuation agents and other third-party sources (together, "Pricing Sources"). Domestic and foreign (non-U.S.) fixed income securities, non-exchange traded derivatives, and equity options are normally valued on the basis of quotes obtained from brokers and dealers or Pricing Sources using data reflecting the earlier closing of the principal markets for those securities. Prices obtained from Pricing Sources may be based on, among other things, information provided by market makers or estimates of market values obtained from yield data relating to investments or securities with similar characteristics. Certain fixed income securities purchased on a delayed-delivery basis are marked to market daily until settlement at the forward settlement date. Exchange-traded options, except equity options, futures and options on futures are valued at the settlement price determined by the relevant exchange. Swap agreements are valued on the basis of bid quotes obtained from brokers and dealers or market-based prices supplied by Pricing Sources. With respect to any portion of the Fund's assets that are invested in one or more open-end management investment companies (other than exchange-traded funds), a Fund's NAV will be calculated based on the NAVs of such investments.

If a foreign (non-U.S.) equity security's value has materially changed after the close of the security's primary exchange or principal market but before the NYSE Close, the security may be valued at fair value. Foreign (non-U.S.) equity securities that do not trade when the NYSE is open are also valued at fair value. With respect to foreign (non-U.S.) equity securities, the Fund may determine the fair value of investments based on information provided by Pricing Sources and other third-party vendors, which may recommend fair value or adjustments with reference to other securities, indexes or assets. In considering whether fair valuation is required and in determining fair values, the Valuation Designee may, among other things, consider significant events (which may be considered to include changes in the value of U.S. securities or securities indexes) that occur after the close of the relevant market and before the NYSE Close. A Fund may utilize modeling tools provided by third-party vendors to determine fair values of non-U.S. securities. For these purposes, unless otherwise determined by the Valuation Designee, any movement in the applicable reference index or instrument ("zero trigger") between the earlier close of the applicable foreign market and the NYSE Close may be deemed to be a significant event, prompting the application of the pricing model (effectively resulting in daily fair valuations). Foreign (non-U.S.) exchanges may permit trading in foreign (non-U.S.) equity securities on days when the Trust is not open for business, which may result in a Fund's portfolio investments being affected when you are unable to buy or sell shares.

Investments valued in currencies other than the U.S. dollar are converted to the U.S. dollar using exchange rates obtained from Pricing Sources. As a result, the value of such investments and, in turn, the NAV of the Fund's shares may be affected by changes in the value of currencies in relation to the U.S. dollar. The value of investments traded in markets outside the United States or denominated in currencies other than the U.S. dollar may be affected significantly on a day that the Trust is not open for business. As a result, to the extent that a Fund holds foreign (non-U.S.) investments, the value of those investments may change at times when shareholders are unable to buy or sell shares and the value of such investments will be reflected in the Fund's next calculated NAV.

Fair valuation may require subjective determinations about the value of a security. While the Trust's and Valuation Designee's policies and procedures are intended to result in a calculation of a Fund's NAV that fairly reflects security values as of the time of pricing, the Trust cannot ensure that fair values accurately reflect the price that a Fund could obtain for a security if it were to dispose of that security as of the time of pricing (for instance, in a forced or distressed sale). The prices used by a Fund may differ from the value that would be realized if the securities were sold. The Funds' use of fair valuation may also help to deter "stale price arbitrage" as discussed above under "Abusive Trading Practices."

Under certain circumstances, the per share NAV of a class of a Fund's shares may be different from the per share NAV of another class of shares as a result of the different daily expense accruals applicable to each class of shares.

## Fund Distributions

Each Fund distributes substantially all of its net investment income to shareholders in the form of dividends. Dividends paid by each Fund with respect to each class of shares are calculated in the same manner and at the same time, but dividends on different classes of shares may be different as a result of the service and/or distribution fees applicable to certain classes of shares. Each Fund intends to declare income dividends daily and distribute them monthly to shareholders of record.

In addition, each Fund distributes any net capital gains it earns from the sale of portfolio securities to shareholders no less frequently than annually. Net short-term capital gains may be paid more frequently.

A Fund's dividend and capital gain distributions with respect to a particular class of shares will automatically be reinvested in additional shares of the same class of the Fund at NAV unless the shareholder elects to have the distributions paid in cash. A shareholder may elect to have distributions paid in cash on the Account Application, by phone, or by submitting a written request, signed by an Authorized Person, indicating the account name, account number, name of Fund and share class. A shareholder may elect to invest all distributions in shares of the same class of any other fund of the Trust or PIMCO Funds which offers that class of shares at NAV. A shareholder must have an account existing in the fund selected for investment with the identical registered name. This option must be elected when the account is set up.

**Shares Purchased by Wire:** Dividends will begin to accrue the business day following the day the order is effected or such later date as agreed with the Trust.

**Shares Purchased by Check or ACH:** The order will be effected at that day's NAV, but dividends will not begin to accrue until the following business day.

If a purchase order is placed through a broker, dealer or other financial firms authorized to settle through the National Securities Clearing Corporation (the "NSCC"), the purchase order will begin accruing dividends the business day following the NSCC settlement date or as agreed upon and as allowed by applicable law.

A Class A, Class C or Class C-2 shareholder may choose from the following distribution options:

- Reinvest all distributions in additional shares of the same class of the Fund at NAV. You should contact your financial firm (if shares are held through a financial firm) or the Fund's Transfer Agent (if shares are held through a direct account) for details. You do not pay any sales charges on shares received through the reinvestment of Fund distributions. This will be done unless you elect another option.
- Invest all distributions in shares of the same class of any other fund of the Trust or PIMCO Equity Series which offers that class at NAV. You must have an account existing in the fund selected for investment with the identical registered name. You must elect this option on your Account Application or by a telephone request to the Transfer Agent at 888.87.PIMCO.
- Receive all distributions in cash (either paid directly to you or credited to your account with your broker or other financial

intermediary). If the postal or other delivery service is unable to deliver checks to your address of record, the Trust's Transfer Agent will hold the returned checks for your benefit in a non-interest bearing account. You must elect this option on your Account Application or by a telephone request to the Transfer Agent at 888.87.PIMCO.

The financial service firm may offer additional distribution reinvestment programs or options. Please contact the firm for details.

## Tax Consequences

The following information is meant as a general summary for U.S. taxpayers. Please see the SAI for additional information. You should rely on your own tax adviser for advice about the particular federal, state and local tax consequences to you of investing in any Fund.

Each Fund will distribute substantially all of its income and gains to its shareholders every year, and shareholders will be taxed on distributions they receive.

- **Taxes on Fund Distributions.** A shareholder subject to U.S. federal income tax will be subject to tax on taxable Fund distributions of taxable income or capital gains whether they are paid in cash or reinvested in additional shares of the Funds. For federal income tax purposes, taxable Fund distributions will be taxable to the shareholder as either ordinary income or capital gains.

Fund taxable dividends (i.e., distributions of investment income) are generally taxable to shareholders as ordinary income. A portion of distributions may be qualified dividends taxable at lower rates for individual shareholders. However, in light of the investment strategies of the Funds, it is not anticipated that a significant portion of the dividends paid by the Funds will be eligible to be reported as qualified dividends. Federal taxes on Fund distributions of gains are determined by how long a Fund owned the investments that generated the gains, rather than how long a shareholder has owned the shares. Distributions of gains from investments that the Fund owned for more than one year will generally be taxable to shareholders as long-term capital gains. Distributions of gains from investments that the Fund owned for one year or less will generally be taxable as ordinary income.

The tax treatment of income, gains and losses attributable to foreign currencies (and derivatives on such currencies), and various other special tax rules applicable to certain financial transactions and instruments could affect the amount, timing and character of a Fund's distributions. In some cases, these tax rules could also result in a retroactive change in the tax character of prior distributions and may also possibly cause all, or a portion, of prior distributions to be reclassified as returns of capital for tax purposes. See "Returns of Capital" below.

Taxable Fund distributions are taxable to shareholders even if they are paid from income or gains earned by a Fund prior to the shareholder's investment and thus were included in the price paid for the shares. For example, a shareholder who purchases shares on or just before the

record date of a Fund distribution will pay full price for the shares and may receive a portion of his or her investment back as a taxable distribution.

- **Taxes on Redemption or Exchanges of Shares.** You will generally have a taxable capital gain or loss if you dispose of your Fund shares by redemption, exchange or sale. The amount of the gain or loss and the rate of tax will depend primarily upon how much you pay for the shares, how much you sell them for, and how long you hold them. When you exchange shares of a Fund for shares of another Fund, the transaction will be treated as a sale of the Fund shares for these purposes, and any gain on those shares will generally be subject to federal income tax.
- **Medicare Tax.** An additional 3.8% Medicare tax is imposed on certain net investment income (including ordinary dividends and capital gain distributions received from a Fund and net gains from redemptions or other taxable dispositions of Fund shares) of U.S. individuals, estates and trusts to the extent that such person's "modified adjusted gross income" (in the case of an individual) or "adjusted gross income" (in the case of an estate or trust) exceeds certain threshold amounts.
- **Returns of Capital.** If a Fund's distributions exceed its taxable income and capital gains realized during a taxable year, all or a portion of the distributions made in the same taxable year may be recharacterized as a return of capital to shareholders. A return of capital distribution will generally not be taxable, but will reduce each shareholder's cost basis in the Fund and result in a higher reported capital gain or lower reported capital loss when those shares on which the distribution was received are sold.
- **Important Tax Reporting Considerations.** Your financial intermediary or the Fund (if you hold your shares in a Fund direct account) will report gains and losses realized on redemptions of shares for shareholders who are individuals and S corporations purchased after January 1, 2012 to the IRS. This information will also be reported to you on Form 1099-B and the IRS each year. In calculating the gain or loss on redemptions of shares, the average cost method will be used to determine the cost basis of Fund shares purchased after January 1, 2012 unless you instruct the Fund in writing that you want to use another available method for cost basis reporting (for example, First In, First Out (FIFO), Last In, First Out (LIFO), Specific Lot Identification (SLID) or High Cost, First Out (HIFO)). If you designate SLID as your cost basis method, you will also need to designate a secondary cost basis method (Secondary Method). If a Secondary Method is not provided, the Funds will designate FIFO as the Secondary Method and will use the Secondary Method with respect to automatic withdrawals made after January 1, 2012 or conducted via an automatic withdrawal plan. If a shareholder is a corporation and has not instructed the Fund in its Account Application or by written instruction that it is a C corporation, the Fund will treat the shareholder as an S corporation and file a Form 1099-B.
- **A Note on the Municipal Funds.** Dividends paid to shareholders of the PIMCO California Intermediate Municipal

Bond, PIMCO California Municipal Bond, PIMCO California Short Duration Municipal Income, PIMCO High Yield Municipal Bond, PIMCO Municipal Bond, PIMCO National Intermediate Municipal Bond, PIMCO New York Municipal Bond and PIMCO Short Duration Municipal Income Funds (collectively, the "Municipal Funds") and derived from Municipal Bond interest are expected to be reported by the Funds as "exempt-interest dividends" and shareholders may generally exclude such dividends from gross income for federal income tax purposes. The federal tax exemption for "exempt-interest dividends" from Municipal Bonds does not necessarily result in the exemption of such dividends from state and local taxes although the PIMCO California Intermediate Municipal Bond, PIMCO California Municipal Bond, PIMCO California Short Duration Municipal Income and PIMCO New York Municipal Bond Funds intend to arrange their affairs so that a portion of such distributions will be exempt from state taxes in the respective state. Each Municipal Fund may invest a portion of its assets in securities that generate income that is not exempt from federal or state income tax. Dividends derived from taxable interest or capital gains will be subject to federal income tax. The interest on "private activity" bonds is a tax-preference item for purposes of the federal alternative minimum tax. As a result, for shareholders that are subject to the alternative minimum tax, income derived from "private activity" bonds will not be exempt from federal income tax. The Municipal Funds seek to produce income that is generally exempt from federal income tax and will not benefit investors in tax-sheltered retirement plans or individuals not subject to federal income tax. Further, the PIMCO California Intermediate Municipal Bond, PIMCO California Municipal Bond, PIMCO California Short Duration Municipal Income and PIMCO New York Municipal Bond Funds seek to produce income that is generally exempt from the relevant state's income tax and will not provide any state tax benefit to individuals that are not subject to that state's income tax.

- **Backup Withholding.** Each Fund may be required to withhold U.S. federal income tax on all taxable distributions payable to shareholders if they fail to provide the Fund with their correct taxpayer identification number or to make required certifications, or if they have been notified by the IRS that they are subject to backup withholding. Backup withholding is not an additional tax. Any amounts withheld may be credited against U.S. federal income tax liability.
- **Foreign Withholding Taxes.** A Fund may be subject to foreign withholding or other foreign taxes, which in some cases can be significant on any income or gain from investments in foreign securities. In that case, the Fund's total return on those securities would be decreased. Each Fund may generally deduct these taxes in computing its taxable income. Rather than deducting these foreign taxes, if more than 50% of the value of a Fund's total assets at the close of its taxable year consists of stock or securities of foreign corporations or foreign governments, or if at least 50% of the value of a Fund's total assets at the close of each quarter of its taxable year is represented by interests in other regulated

investment companies, such Fund may make an election to treat a proportionate amount of eligible foreign taxes as constituting a taxable distribution to each shareholder, which would, subject to certain limitations, generally allow the shareholder to either (i) credit that proportionate amount of taxes against U.S. Federal income tax liability as a foreign tax credit or (ii) take that amount as an itemized deduction. Although in some cases the Fund may be able to apply for a refund of a portion of such taxes, the ability to successfully obtain such a refund may be uncertain.

Foreign shareholders may be subject to U.S. tax withholding of 30% (or lower applicable treaty rate) on distributions from the Funds. Additionally, the Funds are required to withhold U.S. tax (at a 30% rate) on payments of taxable dividends made to certain non-U.S. entities that fail to comply (or are deemed noncompliant) with extensive reporting and withholding requirements designed to inform the U.S. Department of the Treasury of U.S.-owned foreign investment accounts. Shareholders may be requested to provide additional information to enable the Funds to determine whether withholding is required.

This “Tax Consequences” section relates only to federal income tax; the consequences under other tax laws may differ. Shareholders should consult their tax advisors as to the possible application of foreign, state and local income tax laws to Fund dividends and capital distributions. Please see “Taxation” in the SAI for additional information regarding the tax aspects of investing in the Funds.

## Characteristics and Risks of Securities and Investment Techniques

This section provides additional information about some of the principal investments and related risks of the Funds described under “Fund Summaries” and “Description of Principal Risks” above. It also describes characteristics and risks of additional securities and investment techniques that may be used by the Funds from time to time. Most of these securities and investment techniques described herein are discretionary, which means that PIMCO can decide whether to use them or not. This prospectus does not attempt to disclose all of the various types of securities and investment techniques that may be used by the Funds. As with any mutual fund, investors in the Funds rely on the professional investment judgment and skill of PIMCO and the individual portfolio managers. Please see “Investment Objectives and Policies” in the SAI for more detailed information about the securities and investment techniques described in this section and about other strategies and techniques that may be used by the Funds.

Investors should be aware that the investments made by a Fund and the results achieved by a Fund at any given time are not expected to be the same as those made by other funds for which PIMCO acts as investment adviser, including funds with names, investment objectives and policies, and/or portfolio management teams, similar to a Fund. This may be attributable to a wide variety of factors, including, but not limited to, the use of a different strategy or portfolio management team, when a particular fund commenced operations or the size of a particular fund, in each case as compared to other similar funds.

Significant shareholder purchases and redemptions may adversely impact a Fund’s portfolio management. For example, a Fund may be forced to sell a comparatively large portion of its portfolio to meet significant shareholder redemptions, or hold a comparatively large portion of its portfolio in cash due to significant shareholder purchases, in each case when the Fund otherwise would not seek to do so. Such shareholder transactions may cause Funds to make investment decisions at inopportune times or prices or miss attractive investment opportunities. Such transactions may also increase a Fund’s transaction costs, accelerate the realization of taxable income if sales of securities resulted in gains, or otherwise cause a Fund to perform differently than intended. Similarly, significant shareholder purchases may adversely affect a Fund’s performance to the extent the Fund is delayed in investing new cash and, as a result, holds a proportionally larger cash position than under ordinary circumstances and such impact may be heightened in funds of funds. While such risks may apply to Funds of any size, such risks are heightened in Funds with fewer assets under management. In addition, new Funds may not be able to fully implement their investment strategy immediately upon commencing investment operations, which could reduce investment performance.

More generally, a Fund may be adversely affected when a large shareholder purchases or redeems large amounts of shares, which can occur at any time and may impact the Fund in the same manner as a high volume of purchase or redemption requests. Such large shareholders include, but are not limited to, other funds, institutional investors, and asset allocators who make investment decisions on behalf of underlying clients. Large shareholder transactions may cause Funds to make investment decisions at inopportune times or prices or miss attractive investment opportunities. In addition, such transactions may also cause the Fund to sell certain assets in order to meet purchase or redemption requests, which could indirectly affect the liquidity of the Fund’s portfolio. Such transactions may also increase the Fund’s transaction costs, decrease economies of scale, accelerate the realization of taxable income, or otherwise cause the Fund to perform differently than intended. While large shareholder transactions may be more frequent under certain circumstances, the Fund is generally subject to the risk that a large shareholder can purchase or redeem a significant percentage of Fund shares at any time. Moreover, the Fund is subject to the risk that other shareholders may make investment decisions based on the choices of a large shareholder, which could exacerbate any potential negative effects experienced by the Fund.

Certain PIMCO Funds (the “PIMCO Funds of Funds”) invest substantially all or a significant portion of their assets in Underlying PIMCO Funds, which is defined to include the Funds. In some cases, the PIMCO Funds of Funds and certain funds managed by investment advisers affiliated with PIMCO (“Affiliated Funds of Funds”) may be the predominant or sole shareholders of a particular Underlying PIMCO Fund, including a Fund. Investment decisions made with respect to the PIMCO Funds of Funds and Affiliated Funds of Funds could, under certain circumstances, negatively impact the Underlying PIMCO Funds, including the Funds, with respect to the expenses and investment performance of the Underlying PIMCO Funds. For instance, large purchases or redemptions of shares of an Underlying PIMCO Fund by

the PIMCO Funds of Funds and Affiliated Funds of Funds, whether as part of a reallocation or rebalancing strategy or otherwise, may result in the Underlying PIMCO Fund having to sell securities or invest cash when it otherwise would not do so. Such transactions could increase an Underlying PIMCO Fund's transaction costs and accelerate the realization of taxable income if sales of securities resulted in gains. Adverse impacts to an Underlying PIMCO Fund, such as these examples, may be exacerbated when the Underlying PIMCO Fund is invested in by another fund that itself is invested in by other funds. Such structures could make asset flows, performance and other factors more volatile at the Underlying PIMCO Fund level. Additionally, as the PIMCO Funds of Funds and Affiliated Funds of Funds may invest substantially all or a significant portion of their assets in Underlying PIMCO Funds, the Underlying PIMCO Funds may not acquire securities of other registered open-end investment companies in reliance on Section 12(d)(1)(F) or Section 12(d)(1)(G) of the 1940 Act, thus limiting the Underlying PIMCO Funds investment flexibility.

## Investment Selection

Certain Funds seek maximum total return. The total return sought by a Fund consists of both income earned on a Fund's investments and capital appreciation, if any, arising from increases in the market value of a Fund's holdings. Capital appreciation of fixed income securities generally results from decreases in market interest rates, foreign currency appreciation, or improving credit fundamentals for a particular market sector or security.

In selecting securities for a Fund, PIMCO develops an outlook for interest rates, currency exchange rates and the economy, analyzes credit and call risks, and uses other security selection techniques. The proportion of a Fund's assets committed to investment in securities with particular characteristics (such as quality, sector, interest rate or maturity) varies based on PIMCO's outlook for the U.S. economy and the economies of other countries in the world, the financial markets and other factors.

With respect to fixed income investing, PIMCO attempts to identify areas of the bond market that are undervalued relative to the rest of the market. PIMCO identifies these areas by grouping Fixed Income Instruments into sectors such as money markets, governments, corporates, mortgages, asset-backed and international. In seeking to identify undervalued currencies, PIMCO may consider many factors, including but not limited to longer-term analysis of relative interest rates, inflation rates, real exchange rates, purchasing power parity, trade account balances and current account balances, as well as other factors that influence exchange rates such as flows, market technical trends and government policies. Sophisticated proprietary software then assists in evaluating sectors and pricing specific investments. Once investment opportunities are identified, PIMCO will shift assets among sectors depending upon changes in relative valuations, credit spreads and other factors. There is no guarantee that PIMCO's investment selection techniques will produce the desired results.

## Fixed Income Instruments

"Fixed Income Instruments," as used generally in this prospectus, includes:

- securities issued or guaranteed by the U.S. Government, its agencies or government-sponsored enterprises ("U.S. Government Securities");
- corporate debt securities of U.S. and non-U.S. issuers, including convertible securities and corporate commercial paper;
- mortgage-backed and other asset-backed securities;
- inflation-indexed bonds issued both by governments and corporations;
- structured notes, including hybrid or "indexed" securities and event-linked bonds;
- bank capital and trust preferred securities;
- loan participations and assignments;
- delayed funding loans and revolving credit facilities;
- bank certificates of deposit, fixed time deposits and bankers' acceptances;
- repurchase agreements on Fixed Income Instruments and reverse repurchase agreements on Fixed Income Instruments;
- debt securities issued by states or local governments and their agencies, authorities and other government-sponsored enterprises;
- obligations of non-U.S. governments or their subdivisions, agencies and government-sponsored enterprises; and
- obligations of international agencies or supranational entities.

Securities issued by U.S. Government agencies or government-sponsored enterprises may not be guaranteed by the U.S. Treasury.

The Funds, to the extent permitted by the 1940 Act, the rules thereunder or exemptive relief therefrom, may invest in derivatives based on Fixed Income Instruments.

## Duration

Duration is a measure used to determine the sensitivity of a security's price to changes in interest rates that incorporates a security's yield, coupon, final maturity and call features, among other characteristics. The longer a security's duration, the more sensitive it will be to changes in interest rates. Similarly, a fund with a longer average portfolio duration will be more sensitive to changes in interest rates than a fund with a shorter average portfolio duration. By way of example, the price of a bond fund with an average duration of eight years would be expected to fall approximately 8% if interest rates rose by one percentage point. Similarly, the price of a bond fund with an average duration of fifteen years would be expected to fall approximately 15% if interest rates rose by one percentage point. Conversely, the price of a bond fund with an average duration of negative three years would be expected to rise approximately 3% if interest rates rose by one percentage point. The maturity of a security, another commonly used measure of price sensitivity, measures only the time until final payment is due, whereas duration takes into account the pattern of all payments of interest and principal on a security over time, including how these

payments are affected by prepayments and by changes in interest rates, as well as the time until an interest rate is reset (in the case of variable-rate securities). PIMCO uses an internal model for calculating duration, which may result in a different value for the duration of an index compared to the duration calculated by the index provider or another third party.

## U.S. Government Securities

U.S. Government Securities are obligations of, or guaranteed by, the U.S. Government, its agencies or government-sponsored enterprises. The U.S. Government does not guarantee the NAV of a Fund's shares. U.S. Government Securities are subject to market and interest rate risk, as well as varying degrees of credit risk. Some U.S. Government Securities are issued or guaranteed by the U.S. Treasury and are supported by the full faith and credit of the United States. Other types of U.S. Government Securities are supported by the full faith and credit of the United States (but not issued by the U.S. Treasury). These securities may have less credit risk than U.S. Government Securities not supported by the full faith and credit of the United States. Such other types of U.S. Government Securities are: (1) supported by the ability of the issuer to borrow from the U.S. Treasury; (2) supported only by the credit of the issuing agency, instrumentality or government-sponsored corporation; or (3) supported by the United States in some other way. These securities may be subject to greater credit risk. U.S. Government Securities include zero coupon securities, which do not distribute interest on a current basis and tend to be subject to greater market risk than interest-paying securities of similar maturities.

Securities issued by U.S. Government agencies or government-sponsored enterprises may not be guaranteed by the U.S. Treasury. Government National Mortgage Association ("GNMA"), a wholly-owned U.S. Government corporation, is authorized to guarantee, with the full faith and credit of the U.S. Government, the timely payment of principal and interest on securities issued by institutions approved by GNMA and backed by pools of mortgages insured by the Federal Housing Administration or guaranteed by the Department of Veterans Affairs. Government-related guarantors (*i.e.*, not backed by the full faith and credit of the U.S. Government) include the Federal National Mortgage Association ("FNMA") and the Federal Home Loan Mortgage Corporation ("FHLMC"). Pass-through securities issued by FNMA are guaranteed as to timely payment of principal and interest by FNMA but are not backed by the full faith and credit of the U.S. Government. FHLMC guarantees the timely payment of interest and ultimate collection of principal, but its participation certificates are not backed by the full faith and credit of the U.S. Government. Under the direction of the Federal Housing Finance Agency, FNMA and FHLMC have entered into a joint initiative to develop a common securitization platform for the issuance of a uniform mortgage-backed security (the "Single Security Initiative") that aligns the characteristics of FNMA and FHLMC certificates. The Single Security Initiative was implemented in June 2019, and the long-term effects it may have on the market for mortgage-backed securities are uncertain.

## Municipal Bonds

Municipal Bonds are generally issued by states, territories, possessions and local governments and their agencies, authorities and other instrumentalities. Municipal Bonds are subject to interest rate, credit and market risk, uncertainties related to the tax status of a Municipal Bond or the rights of investors invested in these securities. The ability of an issuer to make payments could be affected by litigation, legislation or other political events or the bankruptcy of the issuer. In addition, imbalances in supply and demand in the municipal market may result in a deterioration of liquidity and a lack of price transparency in the market. At certain times, this may affect pricing, execution and transaction costs associated with a particular trade. The secondary market for municipal bonds also tends to be less well-developed and less liquid than many other securities markets, which may adversely affect the ability of the Fund to sell its municipal bonds at attractive prices or value municipal bonds. The value of certain municipal securities, in particular general obligation debt, may also be adversely affected by rising health care costs, increasing unfunded pension liabilities, changes in accounting standards and by the phasing out of federal programs providing financial support. Lower-rated Municipal Bonds are subject to greater credit and market risk than higher-quality Municipal Bonds. The types of Municipal Bonds in which the Funds may invest include municipal lease obligations, municipal general obligation bonds, municipal essential service revenue bonds, municipal cash equivalents, and pre-refunded and escrowed to maturity Municipal Bonds. The Funds may also invest in industrial development bonds, which are Municipal Bonds issued by a government agency on behalf of a private sector company and, in most cases, are not backed by the credit of the issuing municipality and may therefore involve more risk. The Funds may also invest in securities issued by entities whose underlying assets are Municipal Bonds.

Pre-refunded Municipal Bonds are tax-exempt bonds that have been refunded to a call date on or before the final maturity of principal and remain outstanding in the municipal market. The payment of principal and interest of the pre-refunded Municipal Bonds held by a Fund is funded from securities in a designated escrow account that holds U.S. Treasury securities or other obligations of the U.S. Government (including its agencies and instrumentalities ("Agency Securities")). As the payment of principal and interest is generated from securities held in a designated escrow account, the pledge of the municipality has been fulfilled and the original pledge of revenue by the municipality is no longer in place. The escrow account securities pledged to pay the principal and interest of the pre-refunded Municipal Bond do not guarantee the price movement of the bond before maturity. Issuers of municipal bonds refund in advance of maturity the outstanding higher cost debt and issue new, lower cost debt, placing the proceeds of the lower cost issuance into an escrow account to pre-refund the older, higher cost debt. Investment in pre-refunded Municipal Bonds held by a Fund may subject the Fund to interest rate risk, market risk and credit risk. In addition, while a secondary market exists for pre-refunded Municipal Bonds, if a Fund sells pre-refunded Municipal Bonds prior to maturity, the price received may be more or less than the original cost, depending on market conditions at the time of sale.

Certain Funds may invest in trust certificates issued in tender option bond programs. In these programs, a trust typically issues two classes of certificates and uses the proceeds to purchase municipal securities having relatively long maturities and bearing interest at a fixed interest rate substantially higher than prevailing short-term tax-exempt rates. There is a risk that a Fund investing in a tender option bond program will not be considered the owner of a tender option bond for federal income tax purposes, and thus will not be entitled to treat such interest as exempt from federal income tax. Certain tender option bonds may be illiquid or may become illiquid as a result of, among other things, a credit rating downgrade, a payment default or a disqualification from tax-exempt status.

A Fund's investment in the securities issued by a tender option bond trust may involve greater risk and volatility than an investment in a fixed rate bond, and the value of such securities may decrease significantly when market interest rates increase. Tender option bond trusts could be terminated due to market, credit or other events beyond a Fund's control, which could require the Fund to dispose of portfolio investments at inopportune times and prices. A Fund may use a tender option bond program as a way of achieving leverage in its portfolio, in which case the Fund will be subject to leverage risk. The use of tender option bonds typically will impact the Fund's duration and cause the Fund to be subject to increased duration and interest rate risk.

In December 2013, regulators finalized rules implementing Section 619 (the "Volcker Rule") and Section 941 (the "Risk Retention Rules") of the Dodd-Frank Wall Street Reform and Consumer Protection Act. Both the Volcker Rule and the Risk Retention Rules apply to tender option bond programs and place restrictions on the way certain sponsors may participate in tender option bond programs. Specifically, the Volcker Rule generally prohibits banking entities from engaging in proprietary trading or from acquiring or retaining an ownership interest in, or sponsoring, a hedge fund or private equity fund ("covered fund"), subject to certain exemptions and limitations. Tender option bond programs generally are considered to be covered funds under the Volcker Rule and, thus, may not be sponsored by a banking entity absent an applicable exemption. The Volcker Rule does not provide for any exemption that would allow banking entities to sponsor tender option bonds in the same manner as they did prior to the Volcker Rule's compliance date, which was July 21, 2017.

## Puerto Rico Municipal Bonds

A Fund may invest in municipal securities (including taxable municipal securities) issued by Puerto Rico. A Fund that invests in Municipal Bonds issued by Puerto Rico or its instrumentalities may be affected by certain developments, such as political, economic, environmental, social, regulatory or debt restructuring developments, that impact the ability or obligation of Puerto Rico municipal issuers to pay interest or repay principal. Certain issuers of Puerto Rico Municipal Bonds have experienced significant financial difficulties and the continuation or reoccurrence of these difficulties may impair their ability to pay principal or interest on their obligations. Provisions of the Puerto Rico Constitution and Commonwealth laws, including a federally-appointed oversight board to oversee the Commonwealth's financial operations,

which limit the taxing and spending authority of Puerto Rico governmental entities, may impair the ability of Puerto Rico issuers to pay principal and/or interest on their obligations. Puerto Rico's economy has sizable concentrations in certain industries, such as the manufacturing and service industries, and may be sensitive to economic problems affecting those industries. Future Puerto Rico-related developments, such as political and economic developments, constitutional amendments, legislative measures, executive orders, administrative regulations, litigation, debt restructuring, and voter initiatives as well as environmental events, natural disasters, pandemics, epidemics or social unrest could have an adverse effect on the debt obligations of Puerto Rico issuers.

## Mortgage-Related and Other Asset-Backed Securities

Mortgage-related securities include mortgage pass-through securities, collateralized mortgage obligations ("CMOs"), commercial mortgage-backed securities, mortgage dollar rolls, CMO residuals, stripped mortgage-backed securities ("SMBs") and other securities that directly or indirectly represent a participation in, or are secured by and payable from, mortgage loans on real property.

The value of some mortgage-related and other asset-backed securities may be particularly sensitive to changes in prevailing interest rates. Early repayment of principal on some mortgage-related securities may expose a Fund to a lower rate of return upon reinvestment of principal. When interest rates rise, the value of a mortgage-related security generally will decline; however, when interest rates are declining, the value of mortgage-related securities with prepayment features may not increase as much as other fixed income securities. The rate of prepayments on underlying mortgages will affect the price and volatility of a mortgage-related security, and may shorten or extend the effective maturity of the security beyond what was anticipated at the time of purchase. If unanticipated rates of prepayment on underlying mortgages increase the effective maturity of a mortgage-related security, the volatility of the security can be expected to increase. See "Extension Risk" and "Prepayment Risk" below. The values of these securities may fluctuate in response to the market's perception of the creditworthiness of the issuers. Additionally, although mortgages and mortgage-related securities are generally supported by some form of government or private guarantee and/or insurance, there is no assurance that guarantors or insurers will meet their obligations.

- **Extension Risk.** Mortgage-related and other asset-backed securities are subject to Extension Risk, which is the risk that the issuer of such a security pays back the principal of such an obligation later than expected. This may occur when interest rates rise. This may negatively affect Fund returns, as the value of the security decreases when principal payments are made later than expected. In addition, because principal payments are made later than expected, the Funds may be prevented from investing proceeds it would otherwise have received at a given time at the higher prevailing interest rates.
- **Prepayment Risk.** Mortgage-related and other asset-backed securities are subject to Prepayment Risk, which is the risk that

the issuer of such a security pays back the principal of such an obligation earlier than expected (due to the sale of the underlying property, refinancing, or foreclosure). This may occur when interest rates decline. Prepayment may expose the Fund to a lower rate of return upon reinvestment of principal. Also, if a security subject to prepayment has been purchased at a premium, the value of the premium would be lost in the event of prepayment.

One type of SMBS has one class receiving all of the interest from the mortgage assets (the interest-only, or “IO” class), while the other class will receive all of the principal (the principal-only, or “PO” class). The yield to maturity on an IO class is extremely sensitive to the rate of principal payments (including prepayments) on the underlying mortgage assets, and a rapid rate of principal payments may have a material adverse effect on a Fund’s yield to maturity from these securities. Each Fund may invest up to 5% of its total assets in any combination of mortgage-related or other asset-backed IO, PO or inverse floater securities.

Each Fund may invest in each of collateralized bond obligations (“CBOs”), collateralized loan obligations (“CLOs”), other collateralized debt obligations (“CDOs”) and other similarly structured securities. CBOs, CLOs and other CDOs are types of asset-backed securities. A CBO is a trust which is backed by a diversified pool of high-risk, below investment grade fixed income securities. A CLO is a trust typically collateralized by a pool of loans, which may include, among others, domestic and foreign senior secured loans, senior unsecured loans, and subordinate corporate loans, including loans that may be rated below investment grade or equivalent unrated loans. Other CDOs are trusts backed by other types of assets representing obligations of various parties. Certain Funds may invest in other asset-backed securities that have been offered to investors.

- **Privately Issued Mortgage-Related Securities.** Pools created by non-governmental issuers generally offer a higher rate of interest than government and government-related pools because there are no direct or indirect government or agency guarantees of payments in such pools. Privately issued mortgage-related securities are not subject to the same underwriting requirements for the underlying mortgages that are applicable to those mortgage-related securities that have a government or government-sponsored entity guarantee. As a result, the mortgage loans underlying privately issued mortgage-related securities may, and frequently do, have less favorable collateral, credit risk or other underwriting characteristics than government or government-sponsored mortgage-related securities and have wider variances in a number of terms including interest rate, term, size, purpose and borrower characteristics. The risk of nonpayment is greater for mortgage-related securities that are backed by loans that were originated under weak underwriting standards, including loans made to borrowers with limited means to make repayment. A level of risk exists for all loans, although, historically, the poorest performing loans have been those classified as subprime. Privately

issued mortgage-related securities are not traded on an exchange and there may be a limited market for the securities, especially when there is a perceived weakness in the mortgage and real estate market sectors. Without an active trading market, mortgage-related securities held in a Fund’s portfolio may be particularly difficult to value because of the complexities involved in assessing the value of the underlying mortgage loans. Privately Issued Mortgage-Related Securities include securities that reflect an interest in, and are secured by, mortgage loans on commercial real property. Many of the risks of investing in commercial mortgage-backed securities reflect the risks of investing in the real estate securing the underlying mortgage loans. These risks reflect the effects of local and other economic conditions on real estate markets, the ability of tenants to make loan payments, and the ability of a property to attract and retain tenants.

## Loan Participations and Assignments

Each Fund may invest in fixed- and floating-rate loans, which investments generally will be in the form of loan participations and assignments of all or portions of such loans. Participations and assignments involve special types of risk, including extension risk, prepayment risk, credit risk, interest rate risk, liquidity risk, and the risks of being a lender. Loans are subject to the risk that scheduled interest or principal payments will not be made in a timely manner or at all, either of which may adversely affect the value of the loan. In addition, the collateral underlying a loan may be unavailable or insufficient to satisfy a borrower’s obligation, and a Fund could become part owner of any collateral if a loan is foreclosed, subjecting the Fund to costs associated with owning and disposing of the collateral. If a Fund purchases a participation, it may only be able to enforce its rights through the lender, and may assume the credit risk of the lender in addition to the borrower.

## Reinvestment

Each Fund may be subject to the risk that the returns of the Fund will decline during periods of falling interest rates because the Fund may have to reinvest the proceeds from matured, traded or called debt obligations at interest rates below the Fund’s current earnings rate. For instance, when interest rates decline, an issuer of debt obligations may exercise an option to redeem securities prior to maturity, thereby forcing a Fund to invest in lower-yielding securities. A Fund also may choose to sell higher-yielding portfolio securities and to purchase lower-yielding securities to achieve greater portfolio diversification, because a Fund’s portfolio managers believe the current holdings are overvalued or for other investment-related reasons. A decline in the returns received by a Fund from its investments is likely to have an adverse effect on a Fund’s NAV, yield and total return.

## Focused Investment

To the extent that a Fund focuses its investments in a particular sector, the Fund may be susceptible to loss due to adverse developments affecting that sector. These developments include, but are not limited to, governmental regulation; inflation; rising interest rates; cost increases in

raw materials, fuel and other operating expenses; technological innovations that may render existing products and equipment obsolete; competition from new entrants; high research and development costs; increased costs associated with compliance with environmental or other governmental regulations; and other economic, business or political developments specific to that sector. Furthermore, a Fund may invest a substantial portion of its assets in companies in related sectors that may share common characteristics, are often subject to similar business risks and regulatory burdens, and whose securities may react similarly to the types of developments described above, which will subject the Fund to greater risk. A Fund also will be subject to focused investment risk to the extent that it invests a substantial portion of its assets in a particular issuer, market, asset class, country or geographic region.

## Corporate Debt Securities

Corporate debt securities are subject to the risk of the issuer's inability to meet principal and interest payments on the obligation and may also be subject to price volatility due to such factors as interest rate sensitivity, market perception of the creditworthiness of the issuer and general market liquidity. When interest rates rise, the value of corporate debt securities can be expected to decline. Debt securities with longer maturities tend to be more sensitive to interest rate movements than those with shorter maturities. In addition, certain corporate debt securities may be highly customized and as a result may be subject to, among others, liquidity and pricing transparency risks.

## Bank Capital Securities and Trust Preferred Securities

There are two common types of bank capital: Tier I and Tier II. Bank capital is generally, but not always, of investment grade quality. Tier I securities often take the form of trust preferred securities. Tier II securities are commonly thought of as hybrids of debt and preferred securities, are often perpetual (with no maturity date), callable and, under certain conditions, allow for the issuer bank to withhold payment of interest until a later date. Trust preferred securities have the characteristics of both subordinated debt and preferred securities. The primary advantage of the structure of trust preferred securities is that they are treated by the financial institution as debt securities for tax purposes and as equity for the calculation of capital requirements. Trust preferred securities typically bear a market rate coupon comparable to interest rates available on debt of a similarly rated issuer. Typical characteristics include long-term maturities, early redemption by the issuer, periodic fixed or variable interest payments, and maturities at face value. The market value of trust preferred securities may be more volatile than those of conventional debt securities. There can be no assurance as to the liquidity of trust preferred securities and the ability of holders, such as a Fund, to sell their holdings.

## High Yield Securities and Distressed Companies

Securities rated lower than Baa by Moody's, or equivalently rated by S&P or Fitch, are sometimes referred to as "high yield securities" or "junk bonds." Issuers of these securities may be distressed and undergoing restructuring, bankruptcy or other proceedings in an attempt to avoid insolvency. Investing in these securities involves special risks in addition

to the risks associated with investments in higher-rated fixed income securities. While offering a greater potential opportunity for capital appreciation and higher yields, high yield and distressed company securities typically entail greater potential price volatility and may be less liquid than higher-rated securities. High yield securities and debt securities of distressed companies may be regarded as predominately speculative with respect to the issuer's continuing ability to meet principal and interest payments. They may also be more susceptible to real or perceived adverse economic and competitive industry conditions than higher-rated securities. Certain Funds may invest in securities that are in default with respect to the payment of interest or repayment of principal, or present an imminent risk of default with respect to such payments. Issuers of securities in default may fail to resume principal or interest payments, in which case a Fund may lose its entire investment.

The market values of high yield securities tend to reflect individual developments of the issuer to a greater extent than do higher-quality securities, which tend to react mainly to fluctuations in the general level of interest rates. In addition, lower-quality debt securities tend to be more sensitive to general economic conditions. Certain emerging market governments that issue high yield securities in which a Fund may invest are among the largest debtors to commercial banks, foreign governments and supranational organizations, such as the World Bank, and may not be able or willing to make principal and/or interest payments as they come due.

## Variable and Floating Rate Securities

Variable and floating rate securities are securities that pay interest at rates that adjust whenever a specified interest rate changes and/or that reset on predetermined dates (such as the last day of a month or a calendar quarter). In addition to senior loans, variable- and floating-rate instruments may include, without limit, instruments such as catastrophe and other event-linked bonds, bank capital securities, unsecured bank loans, corporate bonds, money market instruments and certain types of mortgage-related and other asset-backed securities. Each Fund may invest in floating rate debt instruments ("floaters") and engage in credit spread trades. A credit spread trade is an investment position relating to a difference in the prices or interest rates of two bonds or other securities, in which the value of the investment position is determined by changes in the difference between the prices or interest rates as the case may be, of the respective securities. Variable and floating rate securities generally are less sensitive to interest rate changes but may decline in value if their interest rates do not rise as much, or as quickly, as interest rates in general. Conversely, floating rate securities will not generally increase in value if interest rates decline. Each Fund may also invest in inverse floating rate debt instruments ("inverse floaters"). An inverse floater may exhibit greater price volatility than a fixed rate obligation of similar credit quality. Each Fund may invest up to 5% of its total assets in any combination of mortgage-related or other asset-backed IO, PO, or inverse floater securities. Additionally, a Fund may also invest, without limitation, in residual interest bonds. Residual interest bonds are a type of inverse floater. See "Municipal Bonds."

## Inflation-Indexed Bonds

Inflation-indexed bonds (other than municipal inflation-indexed bonds and certain corporate inflation-indexed bonds, which are more fully described below) are fixed income securities whose principal value is periodically adjusted according to the rate of inflation. If the index measuring inflation falls, the principal value of inflation-indexed bonds (other than municipal inflation-indexed bonds and certain corporate inflation-indexed bonds) will be adjusted downward, and consequently the interest payable on these securities (calculated with respect to a smaller principal amount) will be reduced. Repayment of the original bond principal upon maturity (as adjusted for inflation) is guaranteed in the case of TIPS. For bonds that do not provide a similar guarantee, the adjusted principal value of the bond repaid at maturity may be less than the original principal.

TIPS may also be divided into individual zero-coupon instruments for each coupon or principal payment (known as “iSTRIPS”). An iSTRIP of the principal component of a TIPS issue will retain the embedded deflation floor that will allow the holder of the security to receive the greater of the original principal or inflation-adjusted principal value at maturity. iSTRIPS may be less liquid than conventional TIPS because they are a small component of the TIPS market.

Municipal inflation-indexed securities are municipal bonds that pay coupons based on a fixed rate plus the Consumer Price Index. With regard to municipal inflation-indexed bonds and certain corporate inflation-indexed bonds, the inflation adjustment is typically reflected in the semi-annual coupon payment. As a result, the principal value of municipal inflation-indexed bonds and such corporate inflation-indexed bonds does not adjust according to the rate of inflation. At the same time, the value of municipal inflation-indexed securities and such corporate inflation indexed securities generally will not increase if the rate of inflation decreases. Because municipal inflation-indexed securities and corporate inflation-indexed securities are a small component of the municipal bond and corporate bond markets, respectively, they may be less liquid than conventional municipal and corporate bonds.

The value of inflation-indexed bonds is expected to change in response to changes in real interest rates. Real interest rates are tied to the relationship between nominal interest rates and the rate of inflation. If nominal interest rates increase at a faster rate than inflation, real interest rates may rise, leading to a decrease in value of inflation-indexed bonds. Any increase in the principal amount of an inflation-indexed bond will be considered taxable ordinary income, even though investors do not receive their principal until maturity.

## Event-Linked Exposure

Each Fund may obtain event-linked exposure by investing in “event-linked bonds” or “event-linked swaps” or by implementing “event-linked strategies.” Event-linked exposure results in gains or losses that typically are contingent, or formulaically related to defined trigger events. Examples of trigger events include hurricanes, earthquakes, weather-related phenomena, or statistics related to such events. Some event-linked bonds are commonly referred to as

“catastrophe bonds.” If a trigger event occurs, a Fund may lose a portion of or its entire principal invested in the bond or notional amount on a swap. Event-linked exposures often provide for an extension of maturity to process and audit loss claims where a trigger event has, or possibly has, occurred. An extension of maturity may increase volatility. Event-linked exposure may also expose a Fund to certain unanticipated risks including credit risk, counterparty risk, adverse regulatory or jurisdictional interpretations, and adverse tax consequences. Event-linked exposures may also be subject to liquidity risk.

## Convertible and Equity Securities

Common stock represents equity ownership in a company and typically provides the common stockholder the power to vote on certain corporate actions, including the election of the company’s directors. Common stockholders participate in company profits through dividends and, in the event of bankruptcy, distributions, on a pro-rata basis after other claims are satisfied. Many factors affect the value of common stock, including earnings, earnings forecasts, corporate events and factors impacting the issuer’s industry and the market generally. Common stock generally has the greatest appreciation and depreciation potential of all corporate securities.

Each Fund may invest in convertible securities and equity securities, as well as securities related to equities. Equity-related securities include securities having an equity component (e.g., hybrids, bank capital) and equity derivatives. Convertible securities are generally preferred securities and other securities, including fixed income securities and warrants, that are convertible into or exercisable for common stock at a stated price or rate. The price of a convertible security will normally vary in some proportion to changes in the price of the underlying common stock because of this conversion or exercise feature. However, the value of a convertible security may not increase or decrease as rapidly as the underlying common stock. A convertible security will normally also provide income and is subject to interest rate risk. Convertible securities may be lower-rated securities subject to greater levels of credit risk. A Fund may be forced to convert a security before it would otherwise choose, which may have an adverse effect on the Fund’s ability to achieve its investment objective.

“Synthetic” convertible securities are selected based on the similarity of their economic characteristics to those of a traditional convertible security due to the combination of separate securities that possess the two principal characteristics of a traditional convertible security, i.e., an income-producing security (“income-producing component”) and the right to acquire an equity security (“convertible component”). The income-producing component is achieved by investing in non-convertible, income-producing securities such as bonds, preferred securities and money market instruments, which may be represented by derivative instruments. The convertible component is achieved by investing in securities or instruments such as warrants or options to buy common stock at a certain exercise price, or options on a stock index. A simple example of a synthetic convertible security is the combination of a traditional corporate bond with a warrant to purchase equity securities of the issuer of the bond. A Fund may also purchase synthetic securities created by other parties, typically investment banks, including

convertible structured notes. The income-producing and convertible components of a synthetic convertible security may be issued separately by different issuers and at different times.

Preferred and other senior securities generally entitle the holder to receive, in preference to the holders of other securities such as common stocks, dividends and a fixed share of the proceeds resulting from a liquidation of the company. Preferred and other senior securities may pay fixed or adjustable rates of return. Preferred and other senior securities are subject to issuer-specific and market risks applicable generally to equity securities. In addition, a company's preferred and other senior securities generally pay dividends only after the company makes required payments to holders of its bonds and other debt. For this reason, the value of preferred and other senior securities will usually react more strongly than bonds and other debt to actual or perceived changes in the company's financial condition or prospects. In addition, preferred and other senior securities often have special redemption rights allowing issuers to redeem such securities at par earlier than scheduled. If these rights are exercised, a Fund may have to reinvest proceeds in less attractive securities.

Among other risks described in this prospectus, the following issues are particularly associated with investments in preferred and other senior securities.

- **Deferral and Omission of Distributions.** Preferred and other senior securities may include features permitting or requiring the issuer to defer or omit distributions. Among other things, such deferral or omission may result in adverse tax consequences for a Fund.
- **Limited Voting Rights.** Preferred and other senior securities generally do not have voting rights with respect to the issuer unless dividends have been in arrears for certain specified periods of time.

In the future, preferred or other senior securities may be offered with features different from those described above, and as such, may entail different risks.

Over longer periods of time, certain types of preferred or other senior securities may become more scarce or less liquid as a result of legislative changes. Such events may result in losses to a Fund as the prices of securities it holds may be negatively affected. Revisions to bank capital requirements by international regulatory bodies, to the extent they are adopted in the United States, may also negatively impact the market for certain preferred or senior securities.

While some countries or companies may be regarded as favorable investments, pure fixed income opportunities may be unattractive or limited due to insufficient supply, or legal or technical restrictions. In such cases, subject to its applicable investment restrictions, a Fund may consider convertible securities or equity securities to gain exposure to such investments.

At times, in connection with the restructuring of a preferred security or Fixed Income Instrument either outside of bankruptcy court or in the context of bankruptcy court proceedings, a Fund may determine or be required to accept equity securities, such as common stocks, in

exchange for all or a portion of a preferred security or Fixed Income Instrument. Depending upon, among other things, PIMCO's evaluation of the potential value of such securities in relation to the price that could be obtained by a Fund at any given time upon sale thereof, a Fund may determine to hold such securities in its portfolio.

Equity securities generally have greater price volatility than fixed income securities. The market price of equity securities owned by a Fund may go up or down, sometimes rapidly or unpredictably. Equity securities may decline in value due to factors affecting equity securities markets generally or particular industries represented in those markets. The value of an equity security may also decline for a number of reasons that directly relate to the issuer, such as management performance, financial leverage and reduced demand for the issuer's goods or services.

## Foreign (Non-U.S.) Securities

Each Fund (except the PIMCO California Intermediate Municipal Bond, PIMCO California Municipal Bond, PIMCO California Short Duration Municipal Income, PIMCO High Yield Municipal Bond, PIMCO Municipal Bond, PIMCO National Intermediate Municipal, PIMCO New York Municipal and PIMCO Short Duration Municipal Income Funds) may invest in securities and instruments that are economically tied to foreign (non-U.S.) countries. PIMCO generally considers an instrument to be economically tied to a non-U.S. country if the issuer is a foreign government (or any political subdivision, agency, authority or instrumentality of such government), or if the issuer is organized under the laws of a non-U.S. country. A Fund's investments in foreign (non-U.S.) securities may include American Depositary Receipts ("ADRs"), European Depositary Receipts ("EDRs"), Global Depositary Receipts ("GDRs") and similar securities that represent interests in a non-U.S. company's securities that have been deposited with a bank or trust and that trade on a U.S. exchange or over-the-counter. ADRs, EDRs and GDRs may be less liquid or may trade at a different price than the underlying securities of the issuer. In the case of money market instruments other than commercial paper and certificates of deposit, such instruments will be considered economically tied to a non-U.S. country if the issuer of such money market instrument is organized under the laws of a non-U.S. country. In the case of commercial paper and certificates of deposit, such instruments will be considered economically tied to a non-U.S. country if the "country of exposure" of such instrument is a non-U.S. country, as determined by the criteria set forth below. With respect to derivative instruments, PIMCO generally considers such instruments to be economically tied to non-U.S. countries if the underlying assets are foreign currencies (or baskets or indexes of such currencies), or instruments or securities that are issued by foreign governments or issuers organized under the laws of a non-U.S. country (or if the underlying assets are money market instruments other than commercial paper and certificates of deposit, the issuer of such money market instrument is organized under the laws of a non-U.S. country or, in the case of underlying assets that are commercial paper or certificates of deposit, if the "country of exposure" of such money market instrument is a non-U.S. country). A security's "country of exposure" is determined by PIMCO using certain factors provided by a third-party analytical service provider. The factors are applied in order such that the

first factor to result in the assignment of a country determines the “country of exposure.” Both the factors and the order in which they are applied may change in the discretion of PIMCO. The current factors, listed in the order in which they are applied, are: (i) if an asset-backed or other collateralized security, the country in which the collateral backing the security is located; (ii) the “country of risk” of the issuer; (iii) if the security is guaranteed by the government of a country (or any political subdivision, agency, authority or instrumentality of such government), the country of the government or instrumentality providing the guarantee; (iv) the “country of risk” of the issuer’s ultimate parent; or (v) the country where the issuer is organized or incorporated under the laws thereof. “Country of risk” is a separate four-part test determined by the following factors, listed in order of importance: (i) management location; (ii) country of primary listing; (iii) sales or revenue attributable to the country; and (iv) reporting currency of the issuer.

Investing in foreign (non-U.S.) securities involves special risks and considerations not typically associated with investing in U.S. securities. Shareholders should consider carefully the substantial risks involved for Funds that invest in securities issued by foreign companies and governments of foreign countries. These risks include: differences in accounting, auditing and financial reporting standards; generally higher commission rates on foreign portfolio transactions; the possibility of the imposition of sanctions and other similar measures, nationalization, expropriation or confiscatory taxation; adverse changes in investment or exchange control regulations; market disruption; the possibility of security suspensions; and political instability. Individual foreign (non-U.S.) economies may differ favorably or unfavorably from the U.S. economy in such respects as growth of gross domestic product, rates of inflation, capital reinvestment, resources, self-sufficiency and balance of payments position. Other countries’ financial infrastructure or settlement systems may be less developed than those of the United States. The securities markets, values of securities, yields and risks associated with foreign (non-U.S.) securities markets may change independently of each other. Also, foreign (non-U.S.) securities and dividends and interest payable on those securities may be subject to foreign taxes, including taxes withheld from payments on those securities. Foreign (non-U.S.) securities often trade with less frequency and volume than domestic securities and therefore may exhibit greater price volatility. Investments in foreign (non-U.S.) securities may also involve higher custodial costs than domestic investments and additional transaction costs with respect to foreign currency conversions. Changes in, or uncertainty concerning, foreign exchange rates also will affect the value of securities denominated or quoted in foreign currencies and in some cases could lead to uncertainty regarding the reliability of issuers’ financial reporting.

Certain Funds also may invest in sovereign debt issued by governments, their agencies or instrumentalities, or other government-related entities. Holders of sovereign debt may be requested to participate in the rescheduling of such debt and to extend further loans to governmental entities. In addition, there is no bankruptcy proceeding by which defaulted sovereign debt may be collected.

■ **Emerging Market Securities.** Each Fund that may invest in foreign (non-U.S.) securities may invest in securities and instruments that are economically tied to developing (or “emerging market”) countries. PIMCO generally considers an instrument to be economically tied to an emerging market country if: the issuer is organized under the laws of an emerging market country; the currency of settlement of the security is a currency of an emerging market country; the security is guaranteed by the government of an emerging market country (or any political subdivision, agency, authority or instrumentality of such government); for an asset-backed or other collateralized security, the country in which the collateral backing the security is located is an emerging market country; or the security’s “country of exposure” is an emerging market country, as determined by the criteria set forth below. With respect to derivative instruments, PIMCO generally considers such instruments to be economically tied to emerging market countries if the underlying assets are currencies of emerging market countries (or baskets or indexes of such currencies), or instruments or securities that are issued or guaranteed by governments of emerging market countries or by entities organized under the laws of emerging market countries or if an instrument’s “country of exposure” is an emerging market country. A security’s “country of exposure” is determined by PIMCO using certain factors provided by a third-party analytical service provider. The factors are applied in order such that the first factor to result in the assignment of a country determines the “country of exposure.” Both the factors and the order in which they are applied may change in the discretion of PIMCO. The current factors, listed in the order in which they are applied, are: (i) if an asset-backed or other collateralized security, the country in which the collateral backing the security is located; (ii) the “country of risk” of the issuer; (iii) if the security is guaranteed by the government of a country (or any political subdivision, agency, authority or instrumentality of such government), the country of the government or instrumentality providing the guarantee; (iv) the “country of risk” of the issuer’s ultimate parent; or (v) the country where the issuer is organized or incorporated under the laws thereof. “Country of risk” is a separate four-part test determined by the following factors, listed in order of importance: (i) management location; (ii) country of primary listing; (iii) sales or revenue attributable to the country; and (iv) reporting currency of the issuer. PIMCO has broad discretion to identify countries that it considers to qualify as emerging markets. In making investments in emerging market securities, a Fund emphasizes those countries with relatively low gross national product per capita and with the potential for rapid economic growth. Emerging market countries are generally located in Asia, Africa, the Middle East, Latin America and Eastern Europe. PIMCO will select the country and currency composition based on its evaluation of relative interest rates, inflation rates, exchange rates, monetary and fiscal policies, trade and current account balances, legal and political developments and any other specific factors it believes to be relevant.

Investing in emerging market securities imposes risks different from, or greater than, risks of investing in domestic securities or in foreign, developed countries. These risks include: smaller market capitalization of securities markets, which may suffer periods of relative illiquidity; significant price volatility; restrictions on foreign investment; possible repatriation of investment income and capital. In addition, foreign investors may be required to register the proceeds of sales; future economic or political crises could lead to the imposition of sanctions and other similar measures, price controls, forced mergers, expropriation or confiscatory taxation, seizure, nationalization, or creation of government monopolies. The currencies of emerging market countries may experience significant declines against the U.S. dollar, and devaluation may occur subsequent to investments in these currencies by a Fund. Many emerging market countries have experienced substantial, and in some periods extremely high, rates of inflation for many years. Inflation and rapid fluctuations in inflation rates have had, and may continue to have, negative effects on the economies and securities markets of certain emerging market countries.

Additional risks of emerging market securities may include: greater social, economic and political uncertainty and instability; more substantial governmental involvement in the economy; less governmental supervision and regulation; unavailability of currency hedging techniques; companies that are newly organized and small; differences in auditing and financial reporting standards, which may result in unavailability of material information about issuers; and less developed legal systems. In addition, emerging securities markets may have different clearance and settlement procedures, which may be unable to keep pace with the volume of securities transactions or otherwise make it difficult to engage in such transactions. Settlement problems may cause a Fund to miss attractive investment opportunities, hold a portion of its assets in cash pending investment, or be delayed in disposing of a portfolio security. Such a delay could result in possible liability to a purchaser of the security.

## Foreign (Non-U.S.) Currencies

Direct investments in foreign (non-U.S.) currencies or in securities that trade in, or receive revenues in, foreign (non-U.S.) currencies will be subject to currency risk. Foreign currency exchange rates may fluctuate significantly over short periods of time. They generally are determined by supply and demand in the foreign exchange markets and the relative merits of investments in different countries, actual or perceived changes in interest rates and other complex factors. Currency exchange rates also can be affected unpredictably by intervention (or the failure to intervene) by U.S. or foreign (non-U.S.) governments or central banks, or by currency controls or political developments. Currencies in which the Funds' assets are denominated may be devalued against the U.S. dollar, resulting in a loss to the Funds.

- **Foreign Currency Transactions.** Funds that invest in securities denominated in foreign (non-U.S.) currencies may engage in

foreign currency transactions on a spot (cash) basis, enter into forward foreign currency exchange contracts and invest in foreign currency futures contracts and options on foreign currencies and futures. A forward foreign currency exchange contract, which involves an obligation to purchase or sell a specific currency at a future date at a price set at the time of the contract, reduces a Fund's exposure to changes in the value of the currency it will deliver and increases its exposure to changes in the value of the currency it will receive for the duration of the contract. Certain foreign currency transactions may also be settled in cash rather than the actual delivery of the relevant currency. The effect on the value of a Fund is similar to selling securities denominated in one currency and purchasing securities denominated in another currency. Foreign currency transactions, like currency exchange rates, can be affected unpredictably by intervention (or the failure to intervene) by U.S. or foreign governments or central banks, or by currency controls or political developments. Such events may prevent or restrict a Fund's ability to enter into foreign currency transactions, force the Fund to exit a foreign currency transaction at a disadvantageous time or price or result in penalties for the Fund, any of which may result in a loss to the Fund. A contract to sell a foreign currency would limit any potential gain that might be realized if the value of the hedged currency increases. A Fund may enter into these contracts to hedge against foreign exchange risk, to increase exposure to a foreign currency or to shift exposure to foreign currency fluctuations from one currency to another. Suitable hedging transactions may not be available in all circumstances and there can be no assurance that a Fund will engage in such transactions at any given time or from time to time. Also, such transactions may not be successful and may eliminate any chance for a Fund to benefit from favorable fluctuations in relevant foreign currencies. A Fund may use one currency (or a basket of currencies) to hedge against adverse changes in the value of another currency (or a basket of currencies) when exchange rates between the two currencies are positively correlated.

- **Redenomination.** Continuing uncertainty as to the status of the euro and the European Monetary Union (the "EMU") has created significant volatility in currency and financial markets generally. Any partial or complete dissolution of the EMU could have significant adverse effects on currency and financial markets and on the values of a Fund's portfolio investments. If one or more EMU countries were to stop using the euro as its primary currency, a Fund's investments in such countries may be redenominated into a different or newly adopted currency. As a result, the value of those investments could decline significantly and unpredictably. In addition, securities or other investments that are redenominated may be subject to currency risk, liquidity risk and risk of improper valuation to a greater extent than similar investments currently denominated in euros. To the extent a currency used for redenomination purposes is not specified in respect of certain EMU-related investments, or should the euro cease to be used entirely, the currency in which such investments

are denominated may be unclear, making such investments particularly difficult to value or dispose of. A Fund may incur additional expenses to the extent it is required to seek judicial or other clarification of the denomination or value of such securities.

There can be no assurance that if a Fund earns income or capital gains in a non-U.S. country or PIMCO otherwise seeks to withdraw a Fund's investments from a given country, capital controls imposed by such country will not prevent, or cause significant expense in, doing so.

## Repurchase Agreements

Each Fund may enter into repurchase agreements, in which a Fund purchases a security from a bank or broker-dealer that agrees to repurchase the security at the Fund's cost plus interest within a specified time. If the party agreeing to repurchase should default, the Fund will seek to sell the securities which it holds. This could involve procedural costs or delays in addition to a loss on the securities if their value should fall below their repurchase price.

## Reverse Repurchase Agreements, Dollar Rolls and Other Borrowings

Each Fund may enter into reverse repurchase agreements and dollar rolls, subject to the Fund's limitations on borrowings. A reverse repurchase agreement involves the sale of a security by a Fund and its agreement to repurchase the instrument at a specified time and price. A dollar roll is similar except that the counterparty is not obligated to return the same securities as those originally sold by the Fund but only securities that are "substantially identical." Reverse repurchase agreements and dollar rolls may be considered borrowing for some purposes. Reverse repurchase agreements, dollar rolls and other forms of borrowings may create leveraging risk for a Fund.

Each Fund may borrow money to the extent permitted under the 1940 Act. This means that, in general, a Fund may borrow money from banks for any purpose in an amount up to one-third of the Fund's total assets, less all liabilities and indebtedness not represented by senior securities. A Fund may also borrow money for temporary administrative purposes in an amount not to exceed 5% of the Fund's total assets. In addition, a Fund may borrow from certain other PIMCO funds in inter-fund lending transactions to the extent permitted by an exemptive order from the SEC.

## Derivatives

Each Fund may, but is not required to, use derivatives and other similar instruments (referred to collectively as "derivatives") for risk management purposes or as part of its investment strategies. Generally, derivatives are financial contracts whose value depends upon, or is derived from, the value of an underlying asset, reference rate or index, and may relate to stocks, bonds, interest rates, spreads between different interest rates, currencies or currency exchange rates, commodities, and related indexes. Examples of derivative instruments include options contracts, futures contracts, options on futures contracts and swap agreements (including, but not limited to, credit default swaps

and swaps on exchange-traded funds). A Fund may invest some or all of its assets in derivative instruments, subject to the Fund's objective and policies. A portfolio manager may decide not to employ any of these strategies and there is no assurance that any derivatives strategy used by a Fund will succeed. A description of these and other derivative instruments that a Fund may use are described under "Investment Objectives and Policies" in the SAI.

A Fund's use of derivative instruments involves risks different from, or possibly greater than, the risks associated with investing directly in securities and other more traditional investments. Certain derivative transactions may have a leveraging effect on a Fund. For example, a small investment in a derivative instrument may have a significant impact on a Fund's exposure to interest rates, currency exchange rates or other investments. As a result, a relatively small price movement in a derivative instrument may cause an immediate and substantial loss or gain. A Fund may engage in such transactions regardless of whether the Fund owns the asset, instrument or components of the index underlying the derivative instrument. A Fund may invest a significant portion of its assets in these types of instruments. If it does, the Fund's investment exposure could far exceed the value of its portfolio securities and its investment performance could be primarily dependent upon securities it does not own. A description of various risks associated with particular derivative instruments is included in "Investment Objectives and Policies" in the SAI. The following provides a more general discussion of important risk factors relating to all derivative instruments that may be used by a Fund.

**CPI Swap.** A CPI swap is a fixed maturity, OTC derivative transaction in which the investor receives the "realized" rate of inflation as measured by the Consumer Price Index for All Urban Consumers ("CPI") over the life of the swap. The investor in turn pays a fixed annualized rate over the life of the swap. This fixed rate is often referred to as the "breakeven inflation" rate and is generally representative of the difference between treasury yields and TIPS yields of similar maturities at the initiation of the swap. CPI swaps are typically in "bullet" format, where all cash flows are exchanged at maturity. In addition to counterparty risk, CPI swaps are also subject to inflation risk, where the swap can potentially lose value if the realized rate of inflation over the life of the swap is less than the fixed market implied inflation rate (fixed breakeven rate) that the investor agrees to pay at the initiation of the swap.

**Management Risk.** Derivative products are highly specialized instruments that require investment techniques and risk analyses different from those associated with stocks and bonds. The use of a derivative requires an understanding not only of the underlying instrument but also of the derivative itself, without the benefit of observing the performance of the derivative under all possible market conditions.

**Counterparty Risk (including Credit Risk).** The use of certain derivative instruments involves the risk that a loss may be sustained as a result of the failure of another party to the contract (usually referred to as a "counterparty") to make required payments or otherwise comply with the contract's terms. Additionally, a short position in a credit default swap could result in losses if a Fund does not correctly evaluate the

creditworthiness of the company on which the credit default swap is based. Counterparty risk also refers to the risks of having concentrated exposure to a counterparty.

***Market and Fund Liquidity Risk.*** Liquidity risk exists when a particular derivative instrument is difficult to purchase or sell. If a derivative transaction is particularly large or if the relevant market is illiquid (as is the case with many privately negotiated derivatives), it may not be possible to initiate a transaction or liquidate a position at an advantageous time or price. Liquidity risk also refers to the risk that the Fund may be required to hold additional cash or sell other investments in order to obtain cash to close out derivatives or meet the liquidity demands that derivatives can create to make payments of margin, collateral, or settlement payments to counterparties. The Fund may have to sell a security at a disadvantageous time or price to meet such obligations.

***Leverage Risk.*** Because many derivatives have a leverage component, adverse changes in the value or level of the underlying asset, reference rate or index could result in a loss substantially greater than the amount invested in the derivative itself. Certain derivatives have the potential for unlimited loss, regardless of the size of the initial investment. When a Fund uses derivatives for leverage, investments in the Fund will tend to be more volatile, resulting in larger gains or losses in response to market changes. Leveraging transactions pursued by the Fund may increase its duration and sensitivity to interest rate movements.

***Lack of Availability.*** Because the markets for certain derivative instruments (including markets located in foreign countries) are relatively new and still developing, suitable derivatives transactions may not be available in all circumstances for risk management or other purposes. Upon the expiration of a particular contract, a portfolio manager may wish to retain a Fund's position in the derivative instrument by entering into a similar contract, but may be unable to do so if the counterparty to the original contract is unwilling to enter into the new contract and no other suitable counterparty can be found. There is no assurance that a Fund will engage in derivatives transactions at any time or from time to time. A Fund's ability to use derivatives may also be limited by certain regulatory and tax considerations.

***Market and Other Risks.*** Like most other investments, derivative instruments are subject to the risk that the market value of the instrument will change in a way detrimental to a Fund's interest. If a portfolio manager incorrectly forecasts the values of securities, currencies or interest rates or other economic factors in using derivatives for a Fund, the Fund might have been in a better position if it had not entered into the transaction at all. While some strategies involving derivative instruments can reduce the risk of loss, they can also reduce the opportunity for gain or even result in losses by offsetting favorable price movements in other Fund investments. Other risks in using derivatives include the risk of mispricing and improper valuation of derivatives. The regulation of the derivatives markets has increased over the past several years, and additional future regulation of the derivatives markets may make derivatives more costly, may limit the availability or reduce the liquidity of derivatives, or may otherwise adversely affect the

value or performance of derivatives. Any such adverse future developments could impair the effectiveness or raise the costs of a Fund's derivative transactions, or impede the employment of a Fund's derivatives strategies, or adversely affect a Fund's performance.

Many derivatives, in particular privately negotiated derivatives, are complex and often valued subjectively. Improper valuations can result in increased cash payment requirements to counterparties or a loss of value to a Fund. Also, the value of derivatives may not correlate perfectly, or at all, with the value of the assets, reference rates or indexes they are designed to closely track. For example, a swap agreement on an exchange-traded fund would not correlate perfectly with the index upon which the exchange-traded fund is based because the fund's return is net of fees and expenses. In addition, a Fund's use of derivatives may cause the Fund to realize higher amounts of short-term capital gains (generally taxed at ordinary income tax rates) than if the Fund had not used such instruments.

***Operational and Legal Risk.*** Using derivatives is also subject to operational and legal risks. Operational risk generally refers to the risk related to potential operational issues, including documentation issues, settlement issues, system failures, inadequate controls, and human error. Legal risk generally refers to insufficient documentation, insufficient capacity or authority of counterparty, or legality or enforceability of a contract.

***Correlation Risk.*** In certain cases, the value of derivatives may not correlate perfectly, or at all, with the value of the assets, reference rates or indexes they are designed to closely track. In this regard, many of the Funds offered in this prospectus seek to achieve their investment objectives, in part, by investing in derivatives positions that are designed to closely track the performance (or inverse performance) of an index on a daily basis. However, the overall investment strategies of these Funds are not designed or expected to produce returns which replicate the performance (or inverse performance) of the particular index, and the degree of variation could be substantial, particularly over longer periods. There are a number of factors which may prevent a Fund, or derivatives or other strategies used by a Fund, from achieving a desired correlation (or inverse correlation) with an index. These may include, but are not limited to: (i) the impact of Fund fees, expenses and transaction costs, including borrowing and brokerage costs/ bid-ask spreads, which are not reflected in index returns; (ii) differences in the timing of daily calculations of the value of an index and the timing of the valuation of derivatives, securities and other assets held by a Fund and the determination of the NAV of Fund shares; (iii) disruptions or illiquidity in the markets for derivative instruments or securities in which a Fund invests; (iv) a Fund having exposure to or holding less than all of the securities in the underlying index and/or having exposure to or holding securities not included in the underlying index; (v) large or unexpected movements of assets into and out of a Fund (due to share purchases or redemptions, for example), potentially resulting in the Fund being over- or under-exposed to the index; (vi) the impact of accounting standards or changes thereto; (vii) changes to the applicable index that are not disseminated in advance; (viii) a possible need to conform a Fund's portfolio holdings to comply with investment restrictions or policies or

regulatory or tax law requirements; and (ix) fluctuations in currency exchange rates.

## Real Estate Investment Trusts (REITs)

REITs are pooled investment vehicles that own, and usually operate, income-producing real estate. Some REITs also finance real estate. If a REIT meets certain requirements, including distributing to shareholders substantially all of its taxable income (other than net capital gains), then it is not taxed on the income distributed to shareholders. Therefore, REITs tend to pay higher dividends than other issuers.

REITs can be divided into three basic types: Equity REITs, Mortgage REITs and Hybrid REITs. Equity REITs invest the majority of their assets directly in real property. They derive their income primarily from rents received and any profits on the sale of their properties. Mortgage REITs invest the majority of their assets in real estate mortgages and derive most of their income from mortgage interest payments. As its name suggests, Hybrid REITs combine characteristics of both Equity REITs and Mortgage REITs.

An investment in a REIT, or in a real-estate linked derivative instrument linked to the value of a REIT, is subject to the risks that impact the value of the underlying properties of the REIT. These risks include loss to casualty or condemnation, and changes in supply and demand, including reduced demand for commercial and office space as well as increased maintenance or tenant improvement costs to convert properties for other uses, default risk of tenants and borrowers, the financial condition of tenants, buyers and sellers, and the inability to re-lease space on attractive terms or to obtain mortgage financing on a timely basis or at all, interest rates, zoning laws, regulatory limitations on rents, property taxes and operating expenses. Other factors that may adversely affect REITs include poor performance by management of the REIT, changes to the tax laws, or failure by the REIT to qualify for tax-free distribution of income. REITs are also subject to default by borrowers and self-liquidation, and are heavily dependent on cash flow. Some REITs lack diversification because they invest in a limited number of properties, a narrow geographic area, or a single type of property. Mortgage REITs may be impacted by the quality of the credit extended.

## Exchange-Traded Notes (ETNs)

ETNs are senior, unsecured, unsubordinated debt securities whose returns are linked to the performance of a particular market benchmark or strategy minus applicable fees. ETNs are traded on an exchange (e.g., the NYSE) during normal trading hours. However, investors can also hold the ETN until maturity. At maturity, the issuer pays to the investor a cash amount equal to the principal amount, subject to the day's market benchmark or strategy factor.

ETNs do not make periodic coupon payments or provide principal protection. ETNs are subject to credit risk and the value of the ETN may drop due to a downgrade in the issuer's credit rating, despite the underlying market benchmark or strategy remaining unchanged. The value of an ETN may also be influenced by time to maturity, level of supply and demand for the ETN, volatility and lack of liquidity in underlying assets, changes in the applicable interest rates, changes in

the issuer's credit rating, and economic, legal, political, or geographic events that affect the referenced underlying asset. When a Fund invests in ETNs, it will bear its proportionate share of any fees and expenses borne by the ETN. A Fund's decision to sell its ETN holdings may be limited by the availability of a secondary market. ETNs are also subject to tax risk. The timing and character of income and gains derived by a Fund from investments in ETNs may be affected by future legislation. There may be times when an ETN share trades at a premium or discount to its market benchmark or strategy.

## Delayed Funding Loans and Revolving Credit Facilities

Each Fund (except the PIMCO California Intermediate Municipal Bond, PIMCO California Municipal Bond, PIMCO California Short Duration Municipal Income, PIMCO High Yield Municipal Bond, PIMCO Municipal Bond, PIMCO National Intermediate Municipal, PIMCO New York Municipal and PIMCO Short Duration Municipal Income Funds) may also enter into, or acquire participations in, delayed funding loans and revolving credit facilities, in which a lender agrees to make loans up to a maximum amount upon demand by the borrower during a specified term. These commitments may have the effect of requiring a Fund to increase its investment in a company at a time when it might not otherwise decide to do so (including at a time when the company's financial condition makes it unlikely that such amounts will be repaid). Delayed funding loans and revolving credit facilities are subject to credit, interest rate and liquidity risk and the risks of being a lender.

## When-Issued, Delayed Delivery and Forward Commitment Transactions

Each Fund may purchase or sell securities that it is eligible to purchase or sell on a when-issued basis, may purchase or sell such securities for delayed delivery and may make contracts to purchase or sell such securities for a fixed price at a future date beyond normal settlement time (forward commitments). When-issued transactions, delayed delivery purchases and forward commitments involve a risk of loss if the value of the securities declines prior to the settlement date. This risk is in addition to the risk that the Fund's other assets will decline in value. Therefore, these transactions may result in a form of leverage and increase a Fund's overall investment exposure. Typically, no income accrues on securities a Fund has committed to purchase prior to the time delivery of the securities is made. When a Fund has sold a security on a when-issued, delayed delivery or forward commitment basis, the Fund does not participate in future gains or losses with respect to the security. If the other party to a transaction fails to pay for the securities, a Fund could suffer a loss. Additionally, when selling a security on a when-issued, delayed delivery or forward commitment basis without owning the security, a Fund will incur a loss if the security's price appreciates in value such that the security's price is above the agreed-upon price on the settlement date.

## Investment in Other Investment Companies

Each Fund may invest in securities of other investment companies, such as open-end or closed-end management investment companies, including exchange-traded funds or in pooled accounts, or other

unregistered accounts or investment vehicles to the extent permitted by the 1940 Act, the rules thereunder or exemptive relief therefrom. A Fund may invest in other investment companies to gain broad market or sector exposure, including during periods when it has large amounts of uninvested cash or when PIMCO believes share prices of other investment companies offer attractive values. As a shareholder of an investment company or other pooled vehicle, a Fund may indirectly bear investment advisory fees, supervisory and administrative fees, service fees and other fees which are in addition to the fees the Fund pays its service providers. To the extent a Fund invests in other investment companies that are advised by PIMCO, PIMCO expects to select such investments without considering or canvassing the universe of available unaffiliated investment companies.

Each Fund may invest in certain money market funds and/or short-term bond funds ("Central Funds"), to the extent permitted by the 1940 Act, the rules thereunder or exemptive relief therefrom. The Central Funds are registered investment companies created for use solely by the series of registered investment companies advised by PIMCO, in connection with their cash management activities. The main investments of the Central Funds are money market instruments and short maturity Fixed Income Instruments. The Central Funds may incur expenses related to their investment activities, but do not pay investment advisory or supervisory and administrative fees to PIMCO.

Subject to the restrictions and limitations of the 1940 Act, and the rules and regulations thereunder and any exemptive relief therefrom, each Fund may, in the future, elect to pursue its investment objective either by investing directly in securities or by investing in one or more underlying investment vehicles or companies that have substantially similar investment objectives and policies as the Fund.

## Small-Cap and Mid-Cap Companies

Certain Funds may invest in equity securities of small-capitalization and mid-capitalization companies. The Funds consider a small-cap company to be a company with a market capitalization of up to \$1.5 billion and a mid-cap company to be a company with a market capitalization of between \$1.5 billion and \$10 billion. Investments in small-cap and mid-cap companies involve greater risk than investments in large-capitalization companies. Small- and mid-cap companies may not have an established financial history, which can present valuation challenges. The equity securities of small- and mid-cap companies may be subject to increased market fluctuations, due to less liquid markets and more limited managerial and financial resources. A Fund's investment in small- and mid-cap companies may increase the volatility of the Fund's portfolio.

## Short Sales

Each Fund may make short sales as part of its overall portfolio management strategies or to offset a potential decline in value of a security. A short sale involves the sale of a security that is borrowed from a broker or other institution to complete the sale. Short sales expose a Fund to the risk that it will be required to acquire, convert or exchange securities to replace the borrowed securities (also known as

"covering" the short position) at a time when the securities sold short have appreciated in value, thus resulting in a loss to the Fund. Each Fund may engage in short selling to the extent permitted by the 1940 Act and rules and interpretations thereunder and other federal securities laws. To the extent a Fund engages in short selling in foreign (non-U.S.) jurisdictions, a Fund will do so to the extent permitted by the laws and regulations of such jurisdiction.

## Illiquid Investments

Each Fund may invest up to 15% of its net assets (taken at the time of investment) in illiquid investments that are assets. Certain illiquid investments may require pricing at fair value as determined in good faith under the supervision of the Board of Trustees. A portfolio manager may be subject to significant delays in disposing of illiquid investments and transactions in illiquid investments may entail registration expenses and other transaction costs that are higher than those for transactions in liquid investments. The term "illiquid investments" for this purpose means investments that a Fund reasonably expects cannot be sold or disposed of in current market conditions in seven calendar days or less without the sale or disposition significantly changing the market value of the investment. Restricted securities, *i.e.*, securities subject to legal or contractual restrictions on resale, may be illiquid. However, some restricted securities (such as securities issued pursuant to Rule 144A under the Securities Act of 1933, as amended, and certain commercial paper) may be treated as liquid (*i.e.*, classified by the Fund in a liquidity category other than "illiquid" pursuant to a Fund's liquidity risk management procedures), although they may be relatively less liquid than registered securities traded on established secondary markets. Additional discussion of illiquid investments and related regulatory limits and requirements is available under "Investment Objectives and Policies" in the SAI.

## Loans of Portfolio Securities

For the purpose of achieving income, each Fund may lend its portfolio securities to brokers, dealers, and other financial institutions provided that a number of conditions are satisfied, including that the loan is fully collateralized. Please see "Investment Objectives and Policies" in the SAI for details. When a Fund lends portfolio securities, its investment performance will continue to reflect changes in the value of the securities loaned, and the Fund will also receive a fee or interest on the collateral. Securities lending involves the risk of loss of rights in the collateral or delay in recovery of the collateral if the borrower fails to return the security loaned or becomes insolvent. A Fund may pay lending fees to a party arranging the loan, which may be an affiliate of the Fund. Cash collateral received by a Fund in securities lending transactions may be invested in short-term liquid fixed income instruments or in money market or short-term mutual funds, or similar investment vehicles, including affiliated money market or short-term mutual funds. As a shareholder of an investment company or other pooled vehicle, a Fund may indirectly bear investment advisory fees, supervisory and administrative fees, service fees and other fees which are in addition to the fees the Fund pays its service providers. To the extent such cash collateral is invested in an affiliated money market or

short-term mutual fund, such fees generally will not be waived, and PIMCO expects to select such an investment without considering or canvassing the universe of available unaffiliated investment companies. A Fund bears the risk of such investments.

## Portfolio Turnover

The length of time a Fund has held a particular security is not generally a consideration in investment decisions. A change in the securities held by a Fund is known as “portfolio turnover.” When the portfolio managers deem it appropriate and particularly during periods of volatile market movements, a Fund may engage in frequent and active trading of portfolio securities to achieve its investment objective. Higher portfolio turnover (*e.g.*, an annual rate greater than 100% of the average value of a Fund’s portfolio) involves correspondingly greater expenses to a Fund, including brokerage commissions or dealer markups and other transaction costs on the sale of securities and reinvestments in other securities. Such sales may also result in realization of taxable capital gains, including short-term capital gains (which are generally taxed at ordinary income tax rates). The trading costs and tax effects associated with portfolio turnover may adversely affect a Fund’s performance. Please see a Fund’s “Fund Summary—Portfolio Turnover” or the “Financial Highlights” in this prospectus for the portfolio turnover rates of the Funds that were operational during the last fiscal year.

## Temporary Defensive Positions

For temporary defensive purposes, each Fund may invest without limit in U.S. debt securities, including taxable securities and short-term money market securities in attempting to respond to adverse market, economic, political, or other conditions, as determined by PIMCO. When a Fund engages in such strategies, it may not achieve its investment objective.

From time to time, as the prevailing market and interest rate environments warrant, and at the discretion of its portfolio manager, some portion of a Fund’s total net assets may be uninvested. In such cases, Fund assets will be held in cash in a Fund’s custody account. Cash assets are generally not income-generating and would impact a Fund’s performance.

## Changes in Investment Objectives and Policies

The investment objectives of the PIMCO California Municipal Bond, PIMCO California Short Duration Municipal Income, PIMCO High Yield Municipal Bond and PIMCO National Intermediate Municipal Bond Funds are non-fundamental and may be changed by the Board of Trustees without shareholder approval. The investment objective of each other Fund is fundamental and may not be changed without shareholder approval. Unless otherwise stated, all other investment policies of the Funds may be changed by the Board of Trustees without shareholder approval.

## Percentage Investment Limitations

Unless otherwise stated, all percentage limitations on Fund investments listed in this prospectus will apply at the time of investment. A Fund would not violate these limitations unless an excess or deficiency occurs or exists immediately after and as a result of an investment. Each of the PIMCO California Intermediate Municipal Bond, PIMCO California Municipal Bond, PIMCO California Short Duration Municipal Income, PIMCO High Yield Municipal Bond, PIMCO Municipal Bond, PIMCO National Intermediate Municipal, PIMCO New York Municipal and PIMCO Short Duration Municipal Income Funds has adopted a fundamental investment policy to invest at least 80% of its assets in investments suggested by its name. For purposes of this policy, the term “assets” means net assets plus the amount of any borrowings for investment purposes.

## Credit Ratings and Unrated Securities

Rating agencies are private services that provide ratings of the credit quality of fixed income securities, including convertible securities. Appendix A to this prospectus describes the various ratings assigned to fixed income securities by Moody’s, S&P and Fitch. Ratings assigned by a rating agency are not absolute standards of credit quality and do not evaluate market risks. Rating agencies may fail to make timely changes in credit ratings and an issuer’s current financial condition may be better or worse than a rating indicates. A Fund will not necessarily sell a security when its rating is reduced below its rating at the time of purchase. The ratings of a fixed income security may change over time. Moody’s, S&P and Fitch monitor and evaluate the ratings assigned to securities on an ongoing basis. As a result, debt instruments held by a Fund could receive a higher rating or a lower rating during the period in which they are held by a Fund. PIMCO does not rely solely on credit ratings, and develops its own analysis of issuer credit quality.

A Fund may purchase unrated securities (which are not rated by a rating agency) if PIMCO determines, in its sole discretion, that the security is of comparable quality to a rated security that the Fund may purchase. In making ratings determinations, PIMCO may take into account different factors than those taken into account by rating agencies, and PIMCO’s rating of a security may differ from the rating that a rating agency may have given the same security. Unrated securities may be less liquid than comparable rated securities and involve the risk that the portfolio manager may not accurately evaluate the security’s comparative credit rating. Analysis of the creditworthiness of issuers of high yield securities may be more complex than for issuers of higher-quality fixed income securities. To the extent that a Fund invests in high yield and/or unrated securities, the Fund’s success in achieving its investment objective may depend more heavily on the portfolio manager’s creditworthiness analysis than if the Fund invested exclusively in higher-quality and higher-rated securities.

## Other Investments and Techniques

The Funds may invest in other types of securities and use a variety of investment techniques and strategies that are not described in this prospectus. These securities and techniques may subject the Funds to

additional risks. Please see the SAI for additional information about the securities and investment techniques described in this prospectus and about additional securities and techniques that may be used by the Funds.

## Geopolitical Conflicts

The occurrence of geopolitical conflicts, war or terrorist activities could have adverse impacts on markets in various and unpredictable ways. For example, following Russia's large-scale invasion of Ukraine in February 2022, Russia, and other countries, persons and entities that were viewed as having provided material aid to Russia's aggression against Ukraine, became the subject of economic sanctions and import and export controls imposed by countries throughout the world, including the United States. Such measures have had and may continue to have an adverse effect on the Russian, Belarusian and other securities and economies. The extent, duration and impact of geopolitical conflicts and related market impacts are difficult to ascertain, but could be significant and could have significant adverse effects on regional and global economies and the markets for certain securities and commodities, such as oil and natural gas, as well as other sectors, and on a Fund's investments.

## Cyber Security

As the use of technology, including cloud-based technology, has become more prevalent in the course of business, the Funds have become potentially more susceptible to operational and information security risks resulting from breaches in cyber security. A breach in cyber security refers to both intentional and unintentional cyber events from outside threat actors or internal resources that may, among other things, cause a Fund to lose proprietary information, suffer data corruption and/or destruction or lose operational capacity, result in the unauthorized release or other misuse of confidential information, or otherwise disrupt normal business operations. Cyber security breaches may involve unauthorized access to a Fund's digital information systems (e.g., through "hacking" or malicious software coding) and may come from multiple sources, including outside attacks such as denial-of-service attacks (i.e., efforts to make network services unavailable to intended users) or cyber extortion, including exfiltration of data held for ransom and/or "ransomware" attacks that renders systems inoperable until ransom is paid, or insider actions (e.g., intentionally or unintentionally harmful acts of PIMCO personnel). In addition, cyber security breaches involving a Fund's third party service providers (including but not limited to advisers, sub-advisers, administrators, transfer agents, custodians, vendors, suppliers, distributors and other third parties), trading counterparties or issuers in which a Fund invests can also subject a Fund to many of the same risks associated with direct cyber security breaches or extortion of company data. PIMCO's use of cloud-based service providers could heighten or change these risks.

Cyber security failures or breaches may result in financial losses to a Fund and its shareholders. For example, cyber security failures or breaches involving trading counterparties or issuers in which a Fund invests could adversely impact such counterparties or issuers and cause

the Fund's investment to lose value. These failures or breaches may also result in disruptions to business operations, potentially resulting in financial losses; interference with a Fund's ability to calculate its NAV, process shareholder transactions or otherwise transact business with shareholders; impediments to trading; violations of applicable privacy and other laws; regulatory fines; penalties; third party claims in litigation; reputational damage; reimbursement or other compensation costs; additional compliance and cyber security risk management costs and other adverse consequences. In addition, substantial costs may be incurred in order to prevent any cyber incidents in the future.

Like with operational risk in general, the Funds have established business continuity plans and risk management systems designed to reduce the risks associated with cyber security. However, there are inherent limitations in these plans and systems, including that certain risks may not have been identified, in large part because different or unknown threats may emerge in the future. As such, there is no guarantee that such efforts will succeed, especially because the Funds do not directly control the cyber security systems of issuers in which a Fund may invest, trading counterparties or third party service providers to the Funds. Such entities have experienced cyber attacks and other attempts to gain unauthorized access to systems from time to time, and there is no guarantee that efforts to prevent or mitigate the effects of such attacks or other attempts to gain unauthorized access will be successful. There is also a risk that cyber security breaches may not be detected. The Funds and their shareholders may suffer losses as a result of a cyber security breach related to the Funds, their service providers, trading counterparties or the issuers in which a Fund invests.

## Regulatory Changes Risk

Financial entities, such as investment companies and investment advisers, are generally subject to extensive government regulation and intervention. Government regulation and/or intervention may change the way a Fund is regulated, affect the expenses incurred directly by a Fund and the value of its investments, and limit and/or preclude a Fund's ability to achieve its investment objective. Government regulation may change frequently and may have significant adverse consequences. The Funds and the investment adviser have historically been eligible for exemptions from certain regulations. However, there is no assurance that the Funds and the investment adviser will continue to be eligible for such exemptions. Actions by governmental entities may also impact certain instruments in which a Fund invests.

Moreover, government regulation may have unpredictable and unintended effects. Legislative or regulatory actions to address perceived liquidity or other issues in fixed income markets generally, or in particular markets such as the municipal securities market, may alter or impair a Fund's ability to pursue its investment objectives or utilize certain investment strategies and techniques.

THIS PAGE INTENTIONALLY LEFT BLANK

# PIMCO Funds

## Financial Highlights

The financial highlights table is intended to help a shareholder understand the financial performance of Institutional Class, I-2, I-3, Class A, Class C and Class C-2 shares of each Fund for the last five fiscal years or, if shorter, the period since a Fund or a class commenced operations. Certain information reflects financial results for a single Fund share. The total returns in the table represent the rate that an investor would have earned or lost on an investment in a particular class of shares of a Fund (assuming reinvestment of all dividends and distributions). This information has been audited by PricewaterhouseCoopers LLP, whose report, along with each Fund's financial statements, are included in the Trust's annual report to shareholders. The annual report is available free of charge by calling the Trust at the phone number on the back of this prospectus. The annual report is also available for download free of charge on the Trust's Web site at pimco.com. Note: All footnotes to the financial highlights table appear at the end of the tables.

Selected Per Share Data for the Year or Period Ended^:	Investment Operations				Less Distributions <sup>(c)</sup>			Net Asset Value End of Year or Period <sup>(a)</sup>
	Net Asset Value Beginning of Year or Period <sup>(a)</sup>	Net Investment Income (Loss) <sup>(b)</sup>	Net Realized/ Unrealized Gain (Loss)	Total	From Net Investment Income	From Net Realized Capital Gains	Total	
PIMCO California Intermediate Municipal Bond Fund								
Institutional Class								
03/31/2023	\$ 9.48	\$0.24	\$(0.15)	\$ 0.09	\$(0.24)	\$0.00	\$(0.24)	\$ 9.33
03/31/2022	10.10	0.15	(0.61)	(0.46)	(0.16)	0.00	(0.16)	9.48
03/31/2021	9.85	0.21	0.25	0.46	(0.21)	0.00	(0.21)	10.10
03/31/2020	9.82	0.22	0.03	0.25	(0.22)	0.00	(0.22)	9.85
03/31/2019	9.64	0.25	0.18	0.43	(0.25)	0.00	(0.25)	9.82
I-2								
03/31/2023	\$ 9.48	\$0.23	\$(0.15)	\$ 0.08	\$(0.23)	\$0.00	\$(0.23)	\$ 9.33
03/31/2022	10.10	0.14	(0.61)	(0.47)	(0.15)	0.00	(0.15)	9.48
03/31/2021	9.85	0.20	0.25	0.45	(0.20)	0.00	(0.20)	10.10
03/31/2020	9.82	0.21	0.03	0.24	(0.21)	0.00	(0.21)	9.85
03/31/2019	9.64	0.24	0.18	0.42	(0.24)	0.00	(0.24)	9.82
Class A								
03/31/2023	\$ 9.48	\$0.21	\$(0.15)	\$ 0.06	\$(0.21)	\$0.00	\$(0.21)	\$ 9.33
03/31/2022	10.10	0.12	(0.62)	(0.50)	(0.12)	0.00	(0.12)	9.48
03/31/2021	9.85	0.18	0.25	0.43	(0.18)	0.00	(0.18)	10.10
03/31/2020	9.82	0.19	0.03	0.22	(0.19)	0.00	(0.19)	9.85
03/31/2019	9.64	0.22	0.18	0.40	(0.22)	0.00	(0.22)	9.82
Class C								
03/31/2023	\$ 9.48	\$0.14	\$(0.15)	\$(0.01)	\$(0.14)	\$0.00	\$(0.14)	\$ 9.33
03/31/2022	10.10	0.05	(0.62)	(0.57)	(0.05)	0.00	(0.05)	9.48
03/31/2021	9.85	0.10	0.25	0.35	(0.10)	0.00	(0.10)	10.10
03/31/2020	9.82	0.12	0.03	0.15	(0.12)	0.00	(0.12)	9.85
03/31/2019	9.64	0.15	0.18	0.33	(0.15)	0.00	(0.15)	9.82
PIMCO California Municipal Bond Fund								
Institutional Class								
03/31/2023	\$10.98	\$0.32	\$(0.47)	\$(0.15)	\$(0.32)	\$0.00	\$(0.32)	\$10.51
03/31/2022	11.65	0.22	(0.68)	(0.46)	(0.21)	0.00	(0.21)	10.98
03/31/2021	11.17	0.22	0.48	0.70	(0.22)	0.00	(0.22)	11.65
03/31/2020	10.89	0.27	0.29	0.56	(0.28)	0.00	(0.28)	11.17
03/31/2019	10.61	0.32	0.27	0.59	(0.31)	0.00	(0.31)	10.89
I-2								
03/31/2023	\$10.98	\$0.31	\$(0.47)	\$(0.16)	\$(0.31)	\$0.00	\$(0.31)	\$10.51
03/31/2022	11.65	0.20	(0.68)	(0.48)	(0.19)	0.00	(0.19)	10.98
03/31/2021	11.17	0.20	0.49	0.69	(0.21)	0.00	(0.21)	11.65
03/31/2020	10.89	0.26	0.29	0.55	(0.27)	0.00	(0.27)	11.17
03/31/2019	10.61	0.31	0.27	0.58	(0.30)	0.00	(0.30)	10.89
Class A								
03/31/2023	\$10.98	\$0.28	\$(0.47)	\$(0.19)	\$(0.28)	\$0.00	\$(0.28)	\$10.51
03/31/2022	11.65	0.18	(0.69)	(0.51)	(0.16)	0.00	(0.16)	10.98
03/31/2021	11.17	0.18	0.48	0.66	(0.18)	0.00	(0.18)	11.65
03/31/2020	10.89	0.23	0.29	0.52	(0.24)	0.00	(0.24)	11.17
03/31/2019	10.61	0.28	0.28	0.56	(0.28)	0.00	(0.28)	10.89

Ratios/Supplemental Data							
Ratios to Average Net Assets							
Total Return <sup>(d)</sup>	Net Assets End of Year or Period (000s)	Expenses	Expenses Excluding Waivers	Expenses Excluding Interest Expense	Expenses Excluding Interest Expense and Waivers	Net Investment Income (Loss)	Portfolio Turnover Rate
0.98%	\$ 84,144	0.455%	0.455%	0.445%	0.445%	2.57%	69%
(4.66)	142,651	0.445	0.445	0.445	0.445	1.52	36
4.70	119,694	0.445	0.445	0.445	0.445	2.07	22
2.57	86,747	0.445	0.445	0.445	0.445	2.24	35
4.54	79,510	0.445	0.445	0.445	0.445	2.61	31
0.87%	\$ 13,596	0.555%	0.555%	0.545%	0.545%	2.46%	69%
(4.75)	18,742	0.545	0.545	0.545	0.545	1.43	36
4.59	20,571	0.545	0.545	0.545	0.545	1.98	22
2.47	18,183	0.545	0.545	0.545	0.545	2.15	35
4.44	16,630	0.545	0.545	0.545	0.545	2.50	31
0.64%	\$ 42,848	0.785%	0.785%	0.775%	0.775%	2.22%	69%
(4.97)	55,743	0.775	0.775	0.775	0.775	1.20	36
4.35	77,522	0.775	0.775	0.775	0.775	1.75	22
2.24	71,243	0.775	0.775	0.775	0.775	1.90	35
4.20	50,298	0.775	0.775	0.775	0.775	2.27	31
(0.11)%	\$ 3,839	1.535%	1.535%	1.525%	1.525%	1.50%	69%
(5.69)	3,771	1.525	1.525	1.525	1.525	0.45	36
3.57	5,612	1.525	1.525	1.525	1.525	1.00	22
1.47	7,727	1.525	1.525	1.525	1.525	1.18	35
3.43	8,991	1.525	1.525	1.525	1.525	1.52	31
(1.30)%	\$ 47,877	0.45%	0.45%	0.44%	0.44%	3.05%	78%
(4.08)	45,274	0.44	0.44	0.44	0.44	1.85	31
6.34	43,961	0.44	0.44	0.44	0.44	1.87	27
5.12	18,625	0.46	0.46	0.44	0.44	2.41	41
5.71	6,904	0.49	0.49	0.44	0.44	2.98	36
(1.40)%	\$ 27,685	0.55%	0.55%	0.54%	0.54%	2.98%	78%
(4.18)	22,215	0.54	0.54	0.54	0.54	1.75	31
6.24	21,952	0.54	0.54	0.54	0.54	1.73	27
5.02	5,044	0.56	0.56	0.54	0.54	2.32	41
5.61	1,597	0.59	0.59	0.54	0.54	2.90	36
(1.65)%	\$ 45,226	0.80%	0.80%	0.79%	0.79%	2.70%	78%
(4.42)	44,434	0.79	0.79	0.79	0.79	1.50	31
5.97	47,504	0.79	0.79	0.79	0.79	1.54	27
4.76	31,576	0.81	0.81	0.79	0.79	2.09	41
5.35	21,456	0.84	0.84	0.79	0.79	2.63	36

# PIMCO Funds

Investment Operations					Less Distributions <sup>(c)</sup>			
Selected Per Share Data for the Year or Period Ended <sup>^</sup> :	Net Asset Value Beginning of Year or Period <sup>(a)</sup>	Net Investment Income (Loss) <sup>(b)</sup>	Net Realized/ Unrealized Gain (Loss)	Total	From Net Investment Income	From Net Realized Capital Gains	Total	Net Asset Value End of Year or Period <sup>(a)</sup>
Class C								
03/31/2023	\$10.98	\$0.20	\$(0.47)	\$(0.27)	\$(0.20)	\$ 0.00	\$(0.20)	\$10.51
03/31/2022	11.65	0.09	(0.68)	(0.59)	(0.08)	0.00	(0.08)	10.98
03/31/2021	11.17	0.09	0.49	0.58	(0.10)	0.00	(0.10)	11.65
03/31/2020	10.89	0.15	0.28	0.43	(0.15)	0.00	(0.15)	11.17
03/31/2019	10.61	0.20	0.28	0.48	(0.20)	0.00	(0.20)	10.89
PIMCO California Short Duration Municipal Income Fund								
Institutional Class								
03/31/2023	\$ 9.65	\$0.18	\$(0.04)	\$ 0.14	\$(0.18)	\$ 0.00	\$(0.18)	\$ 9.61
03/31/2022	9.96	0.10	(0.31)	(0.21)	(0.10)	0.00	(0.10)	9.65
03/31/2021	9.84	0.11	0.12	0.23	(0.11)	0.00	(0.11)	9.96
03/31/2020	9.88	0.15	(0.03)	0.12	(0.16)	0.00	(0.16)	9.84
03/31/2019	9.82	0.16	0.06	0.22	(0.16)	0.00	(0.16)	9.88
I-2								
03/31/2023	\$ 9.65	\$0.17	\$(0.04)	\$ 0.13	\$(0.17)	\$ 0.00	\$(0.17)	\$ 9.61
03/31/2022	9.96	0.09	(0.31)	(0.22)	(0.09)	0.00	(0.09)	9.65
03/31/2021	9.84	0.10	0.12	0.22	(0.10)	0.00	(0.10)	9.96
03/31/2020	9.88	0.15	(0.04)	0.11	(0.15)	0.00	(0.15)	9.84
03/31/2019	9.82	0.15	0.06	0.21	(0.15)	0.00	(0.15)	9.88
Class A								
03/31/2023	\$ 9.65	\$0.13	\$(0.03)	\$ 0.10	\$(0.14)	\$ 0.00	\$(0.14)	\$ 9.61
03/31/2022	9.96	0.06	(0.31)	(0.25)	(0.06)	0.00	(0.06)	9.65
03/31/2021	9.84	0.07	0.12	0.19	(0.07)	0.00	(0.07)	9.96
03/31/2020	9.88	0.11	(0.03)	0.08	(0.12)	0.00	(0.12)	9.84
03/31/2019	9.82	0.12	0.06	0.18	(0.12)	0.00	(0.12)	9.88
PIMCO High Yield Municipal Bond Fund								
Institutional Class								
03/31/2023	\$ 9.07	\$0.38	\$(0.77)	\$(0.39)	\$(0.38)	\$(0.01)	\$(0.39)	\$ 8.29
03/31/2022	9.67	0.32	(0.53)	(0.21)	(0.31)	(0.08)	(0.39)	9.07
03/31/2021	9.03	0.28	0.69	0.97	(0.28)	(0.05)	(0.33)	9.67
03/31/2020	9.15	0.34	(0.09)	0.25	(0.35)	(0.02)	(0.37)	9.03
03/31/2019	8.98	0.37	0.18	0.55	(0.37)	(0.01)	(0.38)	9.15
I-2								
03/31/2023	\$ 9.07	\$0.37	\$(0.77)	\$(0.40)	\$(0.37)	\$(0.01)	\$(0.38)	\$ 8.29
03/31/2022	9.67	0.31	(0.53)	(0.22)	(0.30)	(0.08)	(0.38)	9.07
03/31/2021	9.03	0.27	0.69	0.96	(0.27)	(0.05)	(0.32)	9.67
03/31/2020	9.15	0.33	(0.09)	0.24	(0.34)	(0.02)	(0.36)	9.03
03/31/2019	8.98	0.36	0.18	0.54	(0.36)	(0.01)	(0.37)	9.15
I-3								
03/31/2023	\$ 9.07	\$0.38	\$(0.78)	\$(0.40)	\$(0.37)	\$(0.01)	\$(0.38)	\$ 8.29
07/30/2021 - 03/30/2022	10.05	0.25	(0.95)	(0.70)	(0.20)	(0.08)	(0.28)	9.07
Class A								
03/31/2023	\$ 9.07	\$0.35	\$(0.77)	\$(0.42)	\$(0.35)	\$(0.01)	\$(0.36)	\$ 8.29
03/31/2022	9.67	0.29	(0.53)	(0.24)	(0.28)	(0.08)	(0.36)	9.07
03/31/2021	9.03	0.25	0.69	0.94	(0.25)	(0.05)	(0.30)	9.67
03/31/2020	9.15	0.32	(0.10)	0.22	(0.32)	(0.02)	(0.34)	9.03
03/31/2019	8.98	0.35	0.18	0.53	(0.35)	(0.01)	(0.36)	9.15
Class C								
03/31/2023	\$ 9.07	\$0.29	\$(0.77)	\$(0.48)	\$(0.29)	\$(0.01)	\$(0.30)	\$ 8.29
03/31/2022	9.67	0.22	(0.54)	(0.32)	(0.20)	(0.08)	(0.28)	9.07
03/31/2021	9.03	0.18	0.69	0.87	(0.18)	(0.05)	(0.23)	9.67
03/31/2020	9.15	0.25	(0.10)	0.15	(0.25)	(0.02)	(0.27)	9.03
03/31/2019	8.98	0.28	0.18	0.46	(0.28)	(0.01)	(0.29)	9.15

Ratios/Supplemental Data							
Ratios to Average Net Assets							
Total Return <sup>(d)</sup>	Net Assets End of Year or Period (000s)	Expenses	Expenses Excluding Waivers	Expenses Excluding Interest Expense	Expenses Excluding Interest Expense and Waivers	Net Investment Income (Loss)	Portfolio Turnover Rate
(2.39)%	\$ 2,104	1.55%	1.55%	1.54%	1.54%	1.90%	78%
(5.14)	2,895	1.54	1.54	1.54	1.54	0.76	31
5.18	2,797	1.54	1.54	1.54	1.54	0.79	27
3.98	2,030	1.56	1.56	1.54	1.54	1.36	41
4.56	2,074	1.59	1.59	1.54	1.54	1.88	36
1.44%	\$ 129,990	0.33%	0.33%	0.33%	0.33%	1.85%	57%
(2.09)	102,037	0.33	0.33	0.33	0.33	0.98	53
2.39	106,925	0.33	0.33	0.33	0.33	1.13	44
1.19	99,403	0.33	0.33	0.33	0.33	1.56	69
2.29	83,637	0.33	0.33	0.33	0.33	1.67	67
1.34%	\$ 31,976	0.43%	0.43%	0.43%	0.43%	1.74%	57%
(2.18)	27,684	0.43	0.43	0.43	0.43	0.89	53
2.28	17,686	0.43	0.43	0.43	0.43	1.03	44
1.08	14,414	0.43	0.43	0.43	0.43	1.47	69
2.19	15,105	0.43	0.43	0.43	0.43	1.57	67
1.03%	\$ 20,070	0.73%	0.73%	0.73%	0.73%	1.40%	57%
(2.48)	24,755	0.73	0.73	0.73	0.73	0.59	53
1.98	37,831	0.73	0.73	0.73	0.73	0.73	44
0.78	31,745	0.73	0.73	0.73	0.73	1.15	69
1.88	26,500	0.73	0.73	0.73	0.73	1.26	67
(4.22)%	\$1,298,587	0.60%	0.60%	0.55%	0.55%	4.51%	72%
(2.39)	1,290,792	0.57	0.57	0.55	0.55	3.28	34
10.90	1,490,516	0.57	0.57	0.55	0.55	2.92	39
2.63	548,772	0.63	0.63	0.55	0.55	3.67	68
6.35	496,572	0.66	0.66	0.55	0.55	4.16	68
(4.32)%	\$ 594,074	0.70%	0.70%	0.65%	0.65%	4.38%	72%
(2.49)	601,652	0.67	0.67	0.65	0.65	3.20	34
10.79	610,083	0.67	0.67	0.65	0.65	2.86	39
2.53	277,552	0.73	0.73	0.65	0.65	3.54	68
6.24	189,819	0.76	0.76	0.65	0.65	4.06	68
(4.36)%	\$ 16,569	0.75%	0.80%	0.70%	0.75%	4.56%	72%
(7.06)	905	0.72*	0.77*	0.70*	0.75*	3.99*	34
(4.51)%	\$ 736,046	0.90%	0.90%	0.85%	0.85%	4.17%	72%
(2.69)	838,154	0.87	0.87	0.85	0.85	2.99	34
10.57	912,461	0.87	0.87	0.85	0.85	2.69	39
2.33	674,955	0.93	0.93	0.85	0.85	3.36	68
6.03	585,792	0.96	0.96	0.85	0.85	3.86	68
(5.23)%	\$ 49,975	1.65%	1.65%	1.60%	1.60%	3.41%	72%
(3.42)	59,579	1.62	1.62	1.60	1.60	2.23	34
9.75	69,741	1.62	1.62	1.60	1.60	1.97	39
1.57	87,883	1.68	1.68	1.60	1.60	2.63	68
5.25	87,662	1.71	1.71	1.60	1.60	3.11	68

# PIMCO Funds

Selected Per Share Data for the Year or Period Ended^:	Net Asset Value Beginning of Year or Period <sup>(a)</sup>	Investment Operations			Less Distributions <sup>(c)</sup>			Net Asset Value End of Year or Period <sup>(a)</sup>
		Net Investment Income (Loss) <sup>(b)</sup>	Net Realized/ Unrealized Gain (Loss)	Total	From Net Investment Income	From Net Realized Capital Gains	Total	
PIMCO Municipal Bond Fund								
Institutional Class								
03/31/2023	\$ 9.76	\$0.31	\$(0.50)	\$(0.19)	\$(0.31)	\$0.00	\$(0.31)	\$ 9.26
03/31/2022	10.38	0.23	(0.63)	(0.40)	(0.22)	0.00	(0.22)	9.76
03/31/2021	9.95	0.24	0.43	0.67	(0.24)	0.00	(0.24)	10.38
03/31/2020	9.87	0.31	0.08	0.39	(0.31)	0.00	(0.31)	9.95
03/31/2019	9.74	0.36	0.13	0.49	(0.36)	0.00	(0.36)	9.87
I-2								
03/31/2023	\$ 9.76	\$0.31	\$(0.51)	\$(0.20)	\$(0.30)	\$0.00	\$(0.30)	\$ 9.26
03/31/2022	10.38	0.22	(0.63)	(0.41)	(0.21)	0.00	(0.21)	9.76
03/31/2021	9.95	0.23	0.43	0.66	(0.23)	0.00	(0.23)	10.38
03/31/2020	9.87	0.30	0.08	0.38	(0.30)	0.00	(0.30)	9.95
03/31/2019	9.74	0.35	0.13	0.48	(0.35)	0.00	(0.35)	9.87
I-3								
03/31/2023	\$ 9.76	\$0.31	\$(0.51)	\$(0.20)	\$(0.30)	\$0.00	\$(0.30)	\$ 9.26
07/30/2021 - 03/30/2022	10.64	0.16	(0.90)	(0.74)	(0.14)	0.00	(0.14)	9.76
Class A								
03/31/2023	\$ 9.76	\$0.28	\$(0.50)	\$(0.22)	\$(0.28)	\$0.00	\$(0.28)	\$ 9.26
03/31/2022	10.38	0.19	(0.62)	(0.43)	(0.19)	0.00	(0.19)	9.76
03/31/2021	9.95	0.20	0.44	0.64	(0.21)	0.00	(0.21)	10.38
03/31/2020	9.87	0.28	0.08	0.36	(0.28)	0.00	(0.28)	9.95
03/31/2019	9.74	0.33	0.13	0.46	(0.33)	0.00	(0.33)	9.87
Class C								
03/31/2023	\$ 9.76	\$0.24	\$(0.51)	\$(0.27)	\$(0.23)	\$0.00	\$(0.23)	\$ 9.26
03/31/2022	10.38	0.14	(0.62)	(0.48)	(0.14)	0.00	(0.14)	9.76
03/31/2021	9.95	0.16	0.43	0.59	(0.16)	0.00	(0.16)	10.38
03/31/2020	9.87	0.23	0.08	0.31	(0.23)	0.00	(0.23)	9.95
03/31/2019	9.74	0.29	0.12	0.41	(0.28)	0.00	(0.28)	9.87
PIMCO National Intermediate Municipal Bond Fund								
Institutional Class								
03/31/2023	\$10.36	\$0.29	\$(0.11)	\$ 0.18	\$(0.27)	\$0.00	\$(0.27)	\$10.27
03/31/2022	11.01	0.21	(0.65)	(0.44)	(0.21)	0.00	(0.21)	10.36
03/31/2021	10.61	0.22	0.40	0.62	(0.22)	0.00	(0.22)	11.01
03/31/2020	10.61	0.25	0.00	0.25	(0.25)	0.00	(0.25)	10.61
03/31/2019	10.39	0.28	0.22	0.50	(0.28)	0.00	(0.28)	10.61
I-2								
03/31/2023	\$10.36	\$0.26	\$(0.09)	\$ 0.17	\$(0.26)	\$0.00	\$(0.26)	\$10.27
03/31/2022	11.01	0.20	(0.65)	(0.45)	(0.20)	0.00	(0.20)	10.36
03/31/2021	10.61	0.21	0.40	0.61	(0.21)	0.00	(0.21)	11.01
03/31/2020	10.61	0.24	0.00	0.24	(0.24)	0.00	(0.24)	10.61
03/31/2019	10.39	0.27	0.22	0.49	(0.27)	0.00	(0.27)	10.61
Class A								
03/31/2023	\$10.36	\$0.24	\$(0.10)	\$ 0.14	\$(0.23)	\$0.00	\$(0.23)	\$10.27
03/31/2022	11.01	0.17	(0.65)	(0.48)	(0.17)	0.00	(0.17)	10.36
03/31/2021	10.61	0.18	0.40	0.58	(0.18)	0.00	(0.18)	11.01
03/31/2020	10.61	0.21	0.00	0.21	(0.21)	0.00	(0.21)	10.61
03/31/2019	10.39	0.24	0.22	0.46	(0.24)	0.00	(0.24)	10.61
Class C								
03/31/2023	\$10.36	\$0.19	\$(0.10)	\$ 0.09	\$(0.18)	\$0.00	\$(0.18)	\$10.27
03/31/2022	11.01	0.12	(0.65)	(0.53)	(0.12)	0.00	(0.12)	10.36
03/31/2021	10.61	0.13	0.40	0.53	(0.13)	0.00	(0.13)	11.01
03/31/2020	10.61	0.16	0.00	0.16	(0.16)	0.00	(0.16)	10.61
03/31/2019	10.39	0.19	0.22	0.41	(0.19)	0.00	(0.19)	10.61

Ratios/Supplemental Data							
Total Return <sup>(d)</sup>	Net Assets End of Year or Period (000s)	Ratios to Average Net Assets					
		Expenses	Expenses Excluding Waivers	Expenses Excluding Interest Expense	Expenses Excluding Interest Expense and Waivers	Net Investment Income (Loss)	Portfolio Turnover Rate
(1.88)% (3.93)	\$659,435 736,281	0.47% 0.45	0.47% 0.45	0.44% 0.44	0.44% 0.44	3.35% 2.17	85% 41
6.78	537,075	0.46	0.46	0.44	0.44	2.31	37
3.97	360,957	0.51	0.51	0.44	0.44	3.09	55
5.16	268,422	0.55	0.55	0.44	0.44	3.76	48
(1.98)% (4.02)	\$695,029 516,234	0.57% 0.55	0.57% 0.55	0.54% 0.54	0.54% 0.54	3.29% 2.07	85% 41
6.68	492,831	0.56	0.56	0.54	0.54	2.21	37
3.86	283,911	0.61	0.61	0.54	0.54	2.99	55
5.06	204,834	0.65	0.65	0.54	0.54	3.66	48
(2.03)% (7.00)	\$ 1,643 535	0.62% 0.60*	0.67% 0.65*	0.59% 0.59*	0.64% 0.64*	3.37% 2.47*	85% 41
(2.19)% (4.23)	\$541,571 637,217	0.78% 0.76	0.78% 0.76	0.75% 0.75	0.75% 0.75	3.04% 1.84	85% 41
6.45	913,874	0.77	0.77	0.75	0.75	1.98	37
3.65	479,418	0.82	0.82	0.75	0.75	2.77	55
4.84	349,323	0.86	0.86	0.75	0.75	3.45	48
(2.68)% (4.70)	\$ 30,867 37,528	1.28% 1.26	1.28% 1.26	1.25% 1.25	1.25% 1.25	2.53% 1.35	85% 41
5.92	46,906	1.27	1.27	1.25	1.25	1.52	37
3.13	60,524	1.32	1.32	1.25	1.25	2.31	55
4.32	71,628	1.36	1.36	1.25	1.25	2.95	48
1.81% (4.06)	\$332,824 89,322	0.45% 0.45	0.45% 0.45	0.45% 0.45	0.45% 0.45	2.89% 1.91	68% 27
5.89	88,749	0.45	0.45	0.45	0.45	2.03	18
2.34	70,892	0.45	0.45	0.45	0.45	2.31	28
4.90	45,549	0.45	0.45	0.45	0.45	2.70	20
1.70% (4.16)	\$ 48,769 40,567	0.55% 0.55	0.55% 0.55	0.55% 0.55	0.55% 0.55	2.58% 1.81	68% 27
5.78	49,769	0.55	0.55	0.55	0.55	1.92	18
2.24	27,703	0.55	0.55	0.55	0.55	2.21	28
4.79	19,793	0.55	0.55	0.55	0.55	2.60	20
1.45% (4.40)	\$ 64,286 51,778	0.80% 0.80	0.80% 0.80	0.80% 0.80	0.80% 0.80	2.35% 1.57	68% 27
5.52	47,294	0.80	0.80	0.80	0.80	1.68	18
1.99	39,933	0.80	0.80	0.80	0.80	1.97	28
4.53	31,794	0.80	0.80	0.80	0.80	2.35	20
0.94% (4.87)	\$ 2,656 2,237	1.30% 1.30	1.30% 1.30	1.30% 1.30	1.30% 1.30	1.87% 1.06	68% 27
4.99	2,369	1.30	1.30	1.30	1.30	1.19	18
1.48	2,363	1.30	1.30	1.30	1.30	1.50	28
4.02	3,122	1.30	1.30	1.30	1.30	1.84	20

# PIMCO Funds

Investment Operations					Less Distributions <sup>(c)</sup>			
Selected Per Share Data for the Year or Period Ended <sup>^</sup> :	Net Asset Value Beginning of Year or Period <sup>(a)</sup>	Net Investment Income (Loss) <sup>(b)</sup>	Net Realized/ Unrealized Gain (Loss)	Total	From Net Investment Income	From Net Realized Capital Gains	Total	Net Asset Value End of Year or Period <sup>(a)</sup>
PIMCO New York Municipal Bond Fund								
Institutional Class								
03/31/2023	\$11.11	\$0.32	\$(0.42)	\$(0.10)	\$(0.32)	\$0.00	\$(0.32)	\$10.69
03/31/2022	11.75	0.23	(0.64)	(0.41)	(0.23)	0.00	(0.23)	11.11
03/31/2021	11.41	0.23	0.34	0.57	(0.23)	0.00	(0.23)	11.75
03/31/2020	11.27	0.27	0.14	0.41	(0.27)	0.00	(0.27)	11.41
03/31/2019	11.09	0.37	0.17	0.54	(0.36)	0.00	(0.36)	11.27
I-2								
03/31/2023	\$11.11	\$0.32	\$(0.43)	\$(0.11)	\$(0.31)	\$0.00	\$(0.31)	\$10.69
03/31/2022	11.75	0.22	(0.65)	(0.43)	(0.21)	0.00	(0.21)	11.11
03/31/2021	11.41	0.22	0.34	0.56	(0.22)	0.00	(0.22)	11.75
03/31/2020	11.27	0.26	0.14	0.40	(0.26)	0.00	(0.26)	11.41
03/31/2019	11.09	0.36	0.17	0.53	(0.35)	0.00	(0.35)	11.27
I-3								
03/31/2023	\$11.11	\$0.34	\$(0.45)	\$(0.11)	\$(0.31)	\$0.00	\$(0.31)	\$10.69
07/30/2021 - 03/30/2022	12.03	0.16	(0.94)	(0.78)	(0.14)	0.00	(0.14)	11.11
Class A								
03/31/2023	\$11.11	\$0.29	\$(0.42)	\$(0.13)	\$(0.29)	\$0.00	\$(0.29)	\$10.69
03/31/2022	11.75	0.19	(0.64)	(0.45)	(0.19)	0.00	(0.19)	11.11
03/31/2021	11.41	0.20	0.34	0.54	(0.20)	0.00	(0.20)	11.75
03/31/2020	11.27	0.23	0.15	0.38	(0.24)	0.00	(0.24)	11.41
03/31/2019	11.09	0.33	0.18	0.51	(0.33)	0.00	(0.33)	11.27
Class C								
03/31/2023	\$11.11	\$0.21	\$(0.42)	\$(0.21)	\$(0.21)	\$0.00	\$(0.21)	\$10.69
03/31/2022	11.75	0.10	(0.64)	(0.54)	(0.10)	0.00	(0.10)	11.11
03/31/2021	11.41	0.11	0.34	0.45	(0.11)	0.00	(0.11)	11.75
03/31/2020	11.27	0.15	0.14	0.29	(0.15)	0.00	(0.15)	11.41
03/31/2019	11.09	0.25	0.18	0.43	(0.25)	0.00	(0.25)	11.27
PIMCO Short Duration Municipal Income Fund								
Institutional Class								
03/31/2023	\$ 8.33	\$0.17	\$(0.06)	\$ 0.11	\$(0.17)	\$0.00	\$(0.17)	\$ 8.27
03/31/2022	8.58	0.09	(0.25)	(0.16)	(0.09)	0.00	(0.09)	8.33
03/31/2021	8.41	0.11	0.17	0.28	(0.11)	0.00	(0.11)	8.58
03/31/2020	8.42	0.16	(0.01)	0.15	(0.16)	0.00	(0.16)	8.41
03/31/2019	8.35	0.16	0.07	0.23	(0.16)	0.00	(0.16)	8.42
I-2								
03/31/2023	\$ 8.33	\$0.16	\$(0.06)	\$ 0.10	\$(0.16)	\$0.00	\$(0.16)	\$ 8.27
03/31/2022	8.58	0.08	(0.25)	(0.17)	(0.08)	0.00	(0.08)	8.33
03/31/2021	8.41	0.10	0.17	0.27	(0.10)	0.00	(0.10)	8.58
03/31/2020	8.42	0.15	(0.01)	0.14	(0.15)	0.00	(0.15)	8.41
03/31/2019	8.35	0.16	0.07	0.23	(0.16)	0.00	(0.16)	8.42
I-3								
03/31/2023	\$ 8.33	\$0.17	\$(0.07)	\$ 0.10	\$(0.16)	\$0.00	\$(0.16)	\$ 8.27
07/30/2021 - 03/30/2022	8.61	0.05	(0.28)	(0.23)	(0.05)	0.00	(0.05)	8.33
Class A								
03/31/2023	\$ 8.33	\$0.13	\$(0.05)	\$ 0.08	\$(0.14)	\$0.00	\$(0.14)	\$ 8.27
03/31/2022	8.58	0.05	(0.25)	(0.20)	(0.05)	0.00	(0.05)	8.33
03/31/2021	8.41	0.07	0.18	0.25	(0.08)	0.00	(0.08)	8.58
03/31/2020	8.42	0.12	(0.01)	0.11	(0.12)	0.00	(0.12)	8.41
03/31/2019	8.35	0.13	0.07	0.20	(0.13)	0.00	(0.13)	8.42
Class C								
03/31/2023	\$ 8.33	\$0.11	\$(0.06)	\$ 0.05	\$(0.11)	\$0.00	\$(0.11)	\$ 8.27
03/31/2022	8.58	0.03	(0.25)	(0.22)	(0.03)	0.00	(0.03)	8.33
03/31/2021	8.41	0.05	0.17	0.22	(0.05)	0.00	(0.05)	8.58
03/31/2020	8.42	0.10	(0.01)	0.09	(0.10)	0.00	(0.10)	8.41
03/31/2019	8.35	0.11	0.07	0.18	(0.11)	0.00	(0.11)	8.42

Ratios/Supplemental Data							
Ratios to Average Net Assets							
Total Return <sup>(d)</sup>	Net Assets End of Year or Period (000s)	Expenses	Expenses Excluding Waivers	Expenses Excluding Interest Expense	Expenses Excluding Interest Expense and Waivers	Net Investment Income (Loss)	Portfolio Turnover Rate
(0.78)%	\$ 142,333	0.455%	0.455%	0.445%	0.445%	3.03%	64%
(3.62)	190,751	0.445	0.445	0.445	0.445	1.95	23
5.08	181,033	0.445	0.445	0.445	0.445	2.01	31
3.67	147,314	0.495	0.495	0.445	0.445	2.36	56
5.01	91,943	0.535	0.535	0.445	0.445	3.33	18
(0.88)%	\$ 69,923	0.555%	0.555%	0.545%	0.545%	2.97%	64%
(3.71)	72,230	0.545	0.545	0.545	0.545	1.84	23
4.97	73,929	0.545	0.545	0.545	0.545	1.91	31
3.57	46,782	0.595	0.595	0.545	0.545	2.23	56
4.91	18,298	0.635	0.635	0.545	0.545	3.24	18
(0.93)%	\$ 577	0.605%	0.655%	0.595%	0.645%	3.15%	64%
(6.54)	117	0.595*	0.645*	0.595*	0.645*	2.10*	23
(1.11)%	\$254,890	0.785%	0.785%	0.775%	0.775%	2.72%	64%
(3.94)	321,595	0.775	0.775	0.775	0.775	1.61	23
4.73	395,441	0.775	0.775	0.775	0.775	1.68	31
3.33	382,717	0.825	0.825	0.775	0.775	2.00	56
4.67	204,469	0.865	0.865	0.775	0.775	3.00	18
(1.85)%	\$ 15,638	1.535%	1.535%	1.525%	1.525%	1.98%	64%
(4.66)	18,104	1.525	1.525	1.525	1.525	0.86	23
3.95	22,314	1.525	1.525	1.525	1.525	0.93	31
2.56	24,957	1.575	1.575	1.525	1.525	1.28	56
3.89	19,464	1.615	1.615	1.525	1.525	2.25	18
1.35%	\$194,899	0.33%	0.33%	0.33%	0.33%	2.01%	73%
(1.90)	189,441	0.33	0.33	0.33	0.33	1.02	51
3.34	175,556	0.33	0.33	0.33	0.33	1.24	37
1.74	103,010	0.33	0.33	0.33	0.33	1.84	53
2.84	90,738	0.33	0.33	0.33	0.33	1.98	64
1.24%	\$113,751	0.43%	0.43%	0.43%	0.43%	1.91%	73%
(2.00)	109,765	0.43	0.43	0.43	0.43	0.92	51
3.24	87,070	0.43	0.43	0.43	0.43	1.12	37
1.64	35,931	0.43	0.43	0.43	0.43	1.73	53
2.74	25,282	0.43	0.43	0.43	0.43	1.87	64
1.18%	\$ 32	0.48%	0.53%	0.48%	0.53%	2.11%	73%
(2.69)	10	0.48*	0.53*	0.48*	0.53*	0.85*	51
0.94%	\$140,520	0.73%	0.73%	0.73%	0.73%	1.60%	73%
(2.29)	191,066	0.73	0.73	0.73	0.73	0.62	51
2.93	245,184	0.73	0.73	0.73	0.73	0.81	37
1.34	109,016	0.73	0.73	0.73	0.73	1.44	53
2.43	92,478	0.73	0.73	0.73	0.73	1.57	64
0.64%	\$ 4,088	1.03%	1.03%	1.03%	1.03%	1.33%	73%
(2.59)	4,649	1.03	1.03	1.03	1.03	0.33	51
2.62	4,756	1.03	1.03	1.03	1.03	0.60	37
1.04	6,307	1.03	1.03	1.03	1.03	1.15	53
2.13	6,918	1.03	1.03	1.03	1.03	1.26	64

# PIMCO Funds

Selected Per Share Data for the Year or Period Ended <sup>^</sup> :	Investment Operations				Less Distributions <sup>(c)</sup>			Net Asset Value End of Year or Period <sup>(a)</sup>
	Net Asset Value Beginning of Year or Period <sup>(a)</sup>	Net Investment Income (Loss) <sup>(b)</sup>	Net Realized/Unrealized Gain (Loss)	Total	From Net Investment Income	From Net Realized Capital Gains	Total	
<b>Class C -2</b>								
03/31/2023	\$8.33	\$0.09	\$(0.05)	\$ 0.04	\$(0.10)	\$0.00	\$(0.10)	\$8.27
03/31/2022	8.58	0.01	(0.25)	(0.24)	(0.01)	0.00	(0.01)	8.33
10/21/2020 – 03/31/2021	8.55	0.01	0.03	0.04	(0.01)	0.00	(0.01)	8.58

<sup>^</sup> A zero balance may reflect actual amounts rounding to less than \$0.01 or 0.01%.

\* Annualized, except for organizational expense, if any.

<sup>(a)</sup> Includes adjustments required by U.S. GAAP and may differ from net asset values and performance reported elsewhere by the Funds.

<sup>(b)</sup> Per share amounts based on average number of common shares outstanding during the year or period.

<sup>(c)</sup> The tax characterization of distributions is determined in accordance with Federal income tax regulations. See Note 2, Distributions to Shareholders, in the Notes to Financial Statements for more information.

<sup>(d)</sup> Includes adjustments required by U.S. GAAP and may differ from net asset values and performance reported elsewhere by the Funds. Additionally, excludes initial sales charges and contingent deferred sales charges.

Ratios/Supplemental Data							
Ratios to Average Net Assets							
Total Return <sup>(d)</sup>	Net Assets End of Year or Period (000s)	Expenses	Expenses Excluding Waivers	Expenses Excluding Interest Expense	Expenses Excluding Interest Expense and Waivers	Net Investment Income (Loss)	Portfolio Turnover Rate
0.44%	\$114	1.23%	1.23%	1.23%	1.23%	1.06%	73%
(2.78)	167	1.23	1.23	1.23	1.23	0.13	51
0.42	35	1.23*	1.23*	1.23*	1.23*	0.19*	37

## Appendix A Description of Securities Ratings

The Fund's investments may range in quality from securities rated in the lowest category in which the Fund is permitted to invest to securities rated in the highest category (as rated by Moody's, Standard & Poor's or Fitch, or, if unrated, determined by PIMCO to be of comparable quality). The percentage of the Fund's assets invested in securities in a particular rating category will vary. The following terms are generally used to describe the credit quality of fixed income securities:

*High Quality Debt Securities* are those rated in one of the two highest rating categories (the highest category for commercial paper) or, if unrated, deemed comparable by PIMCO.

*Investment Grade Debt Securities* are those rated in one of the four highest rating categories, or, if unrated, deemed comparable by PIMCO.

*Below Investment Grade High Yield Securities ("Junk Bonds")*, are those rated lower than Baa by Moody's, BBB by Standard & Poor's or Fitch, and comparable securities. They are deemed predominantly speculative with respect to the issuer's ability to repay principal and interest.

The following is a description of Moody's, Standard & Poor's and Fitch's rating categories applicable to fixed income securities.

### Moody's Investors Service, Inc. Global Long-Term Rating Scale

Ratings assigned on Moody's global long-term rating scales are forward-looking opinions of the relative credit risks of financial obligations issued by non-financial corporates, financial institutions, structured finance vehicles, project finance vehicles, and public sector entities. Long-term ratings are assigned to issuers or obligations with an original maturity of eleven months or more and reflect both on the likelihood of a default or impairment on contractual financial obligations and the expected financial loss suffered in the event of default or impairment.

Aaa: Obligations rated Aaa are judged to be of the highest quality, subject to the lowest level of credit risk.

Aa: Obligations rated Aa are judged to be of high quality and are subject to very low credit risk.

A: Obligations rated A are judged to be upper-medium grade and are subject to low credit risk.

Baa: Obligations rated Baa are judged to be medium-grade and subject to moderate credit risk and as such may possess certain speculative characteristics.

Ba: Obligations rated Ba are judged to be speculative and are subject to substantial credit risk.

B: Obligations rated B are considered speculative and are subject to high credit risk.

Caa: Obligations rated Caa are judged to be speculative of poor standing and are subject to very high credit risk.

Ca: Obligations rated Ca are highly speculative and are likely in, or very near, default, with some prospect of recovery of principal and interest.

C: Obligations rated C are the lowest rated and are typically in default, with little prospect for recovery of principal or interest.

Moody's appends numerical modifiers 1, 2, and 3 to each generic rating classification from Aa through Caa. The modifier 1 indicates that the obligation ranks in the higher end of its generic rating category; the modifier 2 indicates a mid-range ranking; and the modifier 3 indicates a ranking in the lower end of that generic rating category. Additionally, a "(hyb)" indicator is appended to all ratings of hybrid securities issued by banks, insurers, finance companies, and securities firms.\*

*\* By their terms, hybrid securities allow for the omission of scheduled dividends, interest, or principal payments, which can potentially result in impairment if such an omission occurs. Hybrid securities may also be subject to contractually allowable write-downs of principal that could result in impairment. Together with the hybrid indicator, the long-term obligation rating assigned to a hybrid security is an expression of the relative credit risk associated with that security.*

### Medium-Term Note Program Ratings

Moody's assigns provisional ratings to medium-term note (MTN) or similar programs and definitive ratings to the individual debt securities issued from them (referred to as drawdowns or notes).

MTN program ratings are intended to reflect the ratings likely to be assigned to drawdowns issued from the program with the specified priority of claim (e.g., senior or subordinated). To capture the contingent nature of a program rating, Moody's assigns provisional ratings to MTN programs. A provisional rating is denoted by a (P) in front of the rating.

The rating assigned to a drawdown from a rated MTN or bank/deposit note program is definitive in nature, and may differ from the program rating if the drawdown is exposed to additional credit risks besides the issuer's default, such as links to the defaults of other issuers, or has other structural features that warrant a different rating. In some circumstances, no rating may be assigned to a drawdown.

Moody's encourages market participants to contact Moody's Ratings Desks or visit [www.moodys.com](http://www.moodys.com) directly if they have questions regarding ratings for specific notes issued under a medium-term note program. Unrated notes issued under an MTN program may be assigned an NR (not rated) symbol.

### Global Short-Term Rating Scale

Ratings assigned on Moody's global short-term rating scales are forward-looking opinions of the relative credit risks of financial obligations issued by non-financial corporates, financial institutions, structured finance vehicles, project finance vehicles, and public sector entities. Short-term ratings are assigned to obligations with an original maturity of thirteen months or less and reflect both on the likelihood of a default or impairment on contractual financial obligations and the expected financial loss suffered in the event of default or impairment.

Moody's employs the following designations to indicate the relative repayment ability of rated issuers:

P-1: Ratings of Prime-1 reflect a superior ability to repay short-term obligations.

P-2: Ratings of Prime-2 reflect a strong ability to repay short-term obligations.

P-3: Ratings of Prime-3 reflect an acceptable ability to repay short-term obligations.

NP: Issuers (or supporting institutions) rated Not Prime do not fall within any of the Prime rating categories.

## National Scale Long-Term Ratings

Moody's long-term National Scale Ratings (NSRs) are opinions of the relative creditworthiness of issuers and financial obligations within a particular country. NSRs are not designed to be compared among countries; rather, they address relative credit risk within a given country. Moody's assigns national scale ratings in certain local capital markets in which investors have found the global rating scale provides inadequate differentiation among credits or is inconsistent with a rating scale already in common use in the country.

In each specific country, the last two characters of the rating indicate the country in which the issuer is located or the financial obligation was issued (e.g., Aaa.ke for Kenya).

Aaa.n: Issuers or issues rated Aaa.n demonstrate the strongest creditworthiness relative to other domestic issuers and issuances.

Aa.n: Issuers or issues rated Aa.n demonstrate very strong creditworthiness relative to other domestic issuers and issuances.

A.n: Issuers or issues rated A.n present above-average creditworthiness relative to other domestic issuers and issuances.

Baa.n: Issuers or issues rated Baa.n represent average creditworthiness relative to other domestic issuers and issuances.

Ba.n: Issuers or issues rated Ba.n demonstrate below-average creditworthiness relative to other domestic issuers and issuances.

B.n: Issuers or issues rated B.n demonstrate weak creditworthiness relative to other domestic issuers and issuances.

Caa.n: Issuers or issues rated Caa.n demonstrate very weak creditworthiness relative to other domestic issuers and issuances.

Ca.n: Issuers or issues rated Ca.n demonstrate extremely weak creditworthiness relative to other domestic issuers and issuances.

C.n: Issuers or issues rated C.n demonstrate the weakest creditworthiness relative to other domestic issuers and issuances.

Moody's appends numerical modifiers 1, 2, and 3 to each generic rating classification from Aa through Caa. The modifier 1 indicates that the obligation ranks in the higher end of its generic rating category; the modifier 2 indicates a mid-range ranking; and the modifier 3 indicates a ranking in the lower end of that generic rating category.

## National Scale Short-Term Ratings

Moody's short-term NSRs are opinions of the ability of issuers or issuances in a given country, relative to other domestic issuers or issuances, to repay debt obligations that have an original maturity not

exceeding thirteen months. Short-term NSRs in one country should not be compared with short-term NSRs in another country, or with Moody's global ratings. There are four categories of short-term national scale ratings, generically denoted N-1 through N-4 as defined below.

In each specific country, the first two letters indicate the country in which the issuer is located (e.g., KE-1 through KE-4 for Kenya).

N-1: N-1 issuers or issuances represent the strongest likelihood of repayment of short-term debt obligations relative to other domestic issuers or issuances.

N-2: N-2 issuers or issuances represent an above average likelihood of repayment of short-term debt obligations relative to other domestic issuers or issuances.

N-3: N-3 issuers or issuances represent an average likelihood of repayment of short-term debt obligations relative to other domestic issuers or issuances.

N-4: N-4 issuers or issuances represent a below average likelihood of repayment of short-term debt obligations relative to other domestic issuers or issuances.

The short-term rating symbols P-1.za, P-2.za, P-3.za and NP.za are used in South Africa.

## Short-Term Obligation Ratings

The Municipal Investment Grade (MIG) scale is used for US municipal cash flow notes, bond anticipation notes and certain other short-term obligations, which typically mature in three years or less. Under certain circumstances, the MIG scale is used for bond anticipation notes with maturities of up to five years.

MIG 1: This designation denotes superior credit quality. Excellent protection is afforded by established cash flows, highly reliable liquidity support, or demonstrated broad-based access to the market for refinancing.

MIG 2: This designation denotes strong credit quality. Margins of protection are ample, although not as large as in the preceding group.

MIG 3: This designation denotes acceptable credit quality. Liquidity and cash-flow protection may be narrow, and market access for refinancing is likely to be less well-established.

SG: This designation denotes speculative-grade credit quality. Debt instruments in this category may lack sufficient margins of protection.

## Demand Obligation Ratings

In the case of variable rate demand obligations (VRDOs), a two-component rating is assigned. The components are a long-term rating and a short-term demand obligation rating. The long-term rating addresses the issuer's ability to meet scheduled principal and interest payments. The short-term demand obligation rating addresses the ability of the issuer or the liquidity provider to make payments associated with the purchase-price-upon-demand feature ("demand feature") of the VRDO. The short-term demand obligation rating uses the Variable Municipal Investment Grade (VMIG) scale.

VMIG 1: This designation denotes superior credit quality. Excellent protection is afforded by the superior short-term credit strength of the liquidity provider and structural and legal protections.

VMIG 2: This designation denotes strong credit quality. Good protection is afforded by the strong short-term credit strength of the liquidity provider and structural and legal protections.

VMIG 3: This designation denotes acceptable credit quality. Adequate protection is afforded by the satisfactory short-term credit strength of the liquidity provider and structural and legal protections.

SG: This designation denotes speculative-grade credit quality. Demand features rated in this category may be supported by a liquidity provider that does not have a sufficiently strong short-term rating or may lack the structural or legal protections.

## Standard & Poor's Ratings Services Long-Term Issue Credit Ratings

Issue credit ratings are based, in varying degrees, on S&P Global Ratings' ("S&P") analysis of the following considerations:

- Likelihood of payment—capacity and willingness of the obligor to meet its financial commitments on an obligation in accordance with the terms of the obligation;
- Nature and provisions of the financial obligation and the promise S&P imputes; and
- Protection afforded by, and relative position of, the financial obligation in the event of a bankruptcy, reorganization, or other arrangement under the laws of bankruptcy and other laws affecting creditors' rights.

Issue ratings are an assessment of default risk, but may incorporate an assessment of relative seniority or ultimate recovery in the event of default. Junior obligations are typically rated lower than senior obligations, to reflect lower priority in bankruptcy, as noted above. (Such differentiation may apply when an entity has both senior and subordinated obligations, secured and unsecured obligations, or operating company and holding company obligations.)

## Investment Grade

AAA: An obligation rated 'AAA' has the highest rating assigned by S&P. The obligor's capacity to meet its financial commitments on the obligation is extremely strong.

AA: An obligation rated 'AA' differs from the highest-rated obligations only to a small degree. The obligor's capacity to meet its financial commitments on the obligation is very strong.

A: An obligation rated 'A' is somewhat more susceptible to the adverse effects of changes in circumstances and economic conditions than obligations in higher-rated categories. However, the obligor's capacity to meet its financial commitments on the obligation is still strong.

BBB: An obligation rated 'BBB' exhibits adequate protection parameters. However, adverse economic conditions or changing circumstances are more likely to weaken the obligor's capacity to meet its financial commitments on the obligation.

## Speculative Grade

Obligations rated 'BB', 'B', 'CCC', 'CC', and 'C' are regarded as having significant speculative characteristics. 'BB' indicates the least degree of speculation and 'C' the highest. While such obligations will likely have some quality and protective characteristics, these may be outweighed by large uncertainties or major exposure to adverse conditions.

BB: An obligation rated 'BB' is less vulnerable to nonpayment than other speculative issues. However, it faces major ongoing uncertainties or exposure to adverse business, financial, or economic conditions that could lead to the obligor's inadequate capacity to meet its financial commitments on the obligation.

B: An obligation rated 'B' is more vulnerable to nonpayment than obligations rated 'BB', but the obligor currently has the capacity to meet its financial commitments on the obligation. Adverse business, financial, or economic conditions will likely impair the obligor's capacity or willingness to meet its financial commitments on the obligation.

CCC: An obligation rated 'CCC' is currently vulnerable to nonpayment, and is dependent upon favorable business, financial, and economic conditions for the obligor to meet its financial commitments on the obligation. In the event of adverse business, financial, or economic conditions, the obligor is not likely to have the capacity to meet its financial commitments on the obligation.

CC: An obligation rated 'CC' is currently highly vulnerable to nonpayment. The 'CC' rating is used when a default has not yet occurred, but S&P expects default to be a virtual certainty, regardless of the anticipated time to default.

C: An obligation rated 'C' is currently highly vulnerable to nonpayment, and the obligation is expected to have lower relative seniority or lower ultimate recovery compared with obligations that are rated higher.

D: An obligation rated 'D' is in default or in breach of an imputed promise. For non-hybrid capital instruments, the 'D' rating category is used when payments on an obligation are not made on the date due, unless S&P believes that such payments will be made within the next five business days in the absence of a stated grace period or within the earlier of the stated grace period or the next 30 calendar days. The 'D' rating also will be used upon the filing of a bankruptcy petition or the taking of similar action and where default on an obligation is a virtual certainty, for example due to automatic stay provisions. A rating on an obligation is lowered to 'D' if it is subject to a distressed debt restructuring.

NR: This indicates that a rating has not been assigned or is no longer assigned.

Plus (+) or minus (-): The ratings from 'AA' to 'CCC' may be modified by the addition of a plus (+) or minus (-) sign to show relative standing within the rating categories.

## Short-Term Issue Credit Ratings

A-1: A short-term obligation rated 'A-1' is rated in the highest category by S&P. The obligor's capacity to meet its financial commitments on the obligation is strong. Within this category, certain obligations are designated with a plus sign (+). This indicates that the obligor's capacity to meet its financial commitments on these obligations is extremely strong.

A-2: A short-term obligation rated 'A-2' is somewhat more susceptible to the adverse effects of changes in circumstances and economic conditions than obligations in higher rating categories. However, the obligor's capacity to meet its financial commitments on the obligation is satisfactory.

A-3: A short-term obligation rated 'A-3' exhibits adequate protection parameters. However, adverse economic conditions or changing circumstances are more likely to weaken an obligor's capacity to meet its financial commitments on the obligation.

B: A short-term obligation rated 'B' is regarded as vulnerable and has significant speculative characteristics. The obligor currently has the capacity to meet its financial commitments; however, it faces major ongoing uncertainties that could lead to the obligor's inadequate capacity to meet its financial commitments.

C: A short-term obligation rated 'C' is currently vulnerable to nonpayment and is dependent upon favorable business, financial, and economic conditions for the obligor to meet its financial commitments on the obligation.

D: A short-term obligation rated 'D' is in default or in breach of an imputed promise. For non-hybrid capital instruments, the 'D' rating category is used when payments on an obligation are not made on the date due, unless S&P believes that such payments will be made within any stated grace period. However, any stated grace period longer than five business days will be treated as five business days. The 'D' rating also will be used upon the filing of a bankruptcy petition or the taking of a similar action and where default on an obligation is a virtual certainty, for example due to automatic stay provisions. A rating on an obligation is lowered to 'D' if it is subject to a distressed debt restructuring.

Dual Ratings: Dual ratings may be assigned to debt issues that have a put option or demand feature. The first component of the rating addresses the likelihood of repayment of principal and interest as due, and the second component of the rating addresses only the demand feature. The first component of the rating can relate to either a short-term or long-term transaction and accordingly use either short-term or long-term rating symbols. The second component of the rating relates to the put option and is assigned a short-term rating symbol (for example, 'AAA/A-1+' or 'A-1+/A-1'). With U.S. municipal short-term demand debt, the U.S. municipal short-term note rating symbols are used for the first component of the rating (for example, 'SP-1+/A-1+').

## Active Qualifiers

S&P uses the following qualifiers that limit the scope of a rating. The structure of the transaction can require the use of a qualifier such as a 'p' qualifier, which indicates the rating addresses the principal portion of the obligation only. A qualifier appears as a suffix and is part of the rating.

L: Ratings qualified with 'L' apply only to amounts invested up to federal deposit insurance limits.

p: This suffix is used for issues in which the credit factors, the terms, or both, that determine the likelihood of receipt of payment of principal are different from the credit factors, terms or both that determine the likelihood of receipt of interest on the obligation. The 'p' suffix indicates that the rating addresses the principal portion of the obligation only and that the interest is not rated.

prelim: Preliminary ratings, with the 'prelim' suffix, may be assigned to obligors or obligations, including financial programs, in the circumstances described below. Assignment of a final rating is conditional on the receipt by S&P of appropriate documentation. S&P reserves the right not to issue a final rating. Moreover, if a final rating is issued, it may differ from the preliminary rating.

- Preliminary ratings may be assigned to obligations, most commonly structured and project finance issues, pending receipt of final documentation and legal opinions.
- Preliminary ratings may be assigned to obligations that will likely be issued upon the obligor's emergence from bankruptcy or similar reorganization, based on late-stage reorganization plans, documentation, and discussions with the obligor. Preliminary ratings may also be assigned to the obligors. These ratings consider the anticipated general credit quality of the reorganized or post-bankruptcy issuer as well as attributes of the anticipated obligation(s).
- Preliminary ratings may be assigned to entities that are being formed or that are in the process of being independently established when, in S&P's opinion, documentation is close to final. Preliminary ratings may also be assigned to the obligations of these entities.
- Preliminary ratings may be assigned when a previously unrated entity is undergoing a well-formulated restructuring, recapitalization, significant financing or other transformative event, generally at the point that investor or lender commitments are invited. The preliminary rating may be assigned to the entity and to its proposed obligation(s). These preliminary ratings consider the anticipated general credit quality of the obligor, as well as attributes of the anticipated obligation(s), assuming successful completion of the transformative event. Should the transformative event not occur, S&P would likely withdraw these preliminary ratings.
- A preliminary recovery rating may be assigned to an obligation that has a preliminary issue credit rating.

t: This symbol indicates termination structures that are designed to honor their contracts to full maturity or, should certain events occur, to terminate and cash settle all their contracts before their final maturity date.

cir: This symbol indicates a Counterparty Instrument Rating (CIR), which is a forward-looking opinion about the creditworthiness of an issuer in a securitization structure with respect to a specific financial obligation to a counterparty (including interest rate swaps, currency swaps, and liquidity facilities). The CIR is determined on an ultimate payment basis; these opinions do not take into account timeliness of payment.

## Inactive Qualifiers (no longer applied or outstanding)

\*: This symbol indicated that the rating was contingent upon S&P receipt of an executed copy of the escrow agreement or closing documentation confirming investments and cash flows. Discontinued use in August 1998.

c: This qualifier was used to provide additional information to investors that the bank may terminate its obligation to purchase tendered bonds if the long-term credit rating of the issuer was lowered to below an investment-grade level and/or the issuer's bonds were deemed taxable. Discontinued use in January 2001.

G: The letter 'G' followed the rating symbol when a fund's portfolio consisted primarily of direct U.S. government securities.

i: This suffix was used for issues in which the credit factors, terms, or both that determine the likelihood of receipt of payment of interest are different from the credit factors, terms, or both that determine the likelihood of receipt of principal on the obligation. The 'i' suffix indicated that the rating addressed the interest portion of the obligation only. The 'i' suffix was always used in conjunction with the 'p' suffix, which addresses likelihood of receipt of principal. For example, a rated obligation could have been assigned a rating of 'AAA<sub>p</sub>NR<sub>i</sub>' indicating that the principal portion was rated 'AAA' and the interest portion of the obligation was not rated.

pi: This qualifier was used to indicate ratings that were based on an analysis of an issuer's published financial information, as well as additional information in the public domain. Such ratings did not, however, reflect in-depth meetings with an issuer's management and therefore, could have been based on less comprehensive information than ratings without a 'pi' suffix. Discontinued use as of December 2014 and as of August 2015 for Lloyd's Syndicate Assessments.

pr: The letters 'pr' indicate that the rating was provisional. A provisional rating assumed the successful completion of a project financed by the debt being rated and indicates that payment of debt service requirements was largely or entirely dependent upon the successful, timely completion of the project. This rating, however, while addressing credit quality subsequent to completion of the project, made no comment on the likelihood of or the risk of default upon failure of such completion.

q: A 'q' subscript indicates that the rating is based solely on quantitative analysis of publicly available information. Discontinued use in April 2001.

r: The 'r' modifier was assigned to securities containing extraordinary risks, particularly market risks, that are not covered in the credit rating. The absence of an 'r' modifier should not be taken as an indication that an obligation would not exhibit extraordinary noncredit-related risks. S&P discontinued the use of the 'r' modifier for most obligations in June 2000 and for the balance of obligations (mainly structured finance transactions) in November 2002.

## Fitch Ratings

### Long-Term Credit Ratings Investment Grade

Rated entities in a number of sectors, including financial and non-financial corporations, sovereigns, insurance companies and certain sectors within public finance, are generally assigned Issuer Default Ratings ("IDRs"). IDRs are also assigned to certain entities or enterprises in global infrastructure, project finance, and public finance. IDRs opine on an entity's relative vulnerability to default (including by way of a distressed debt exchange) on financial obligations. The threshold default risk addressed by the IDR is generally that of the financial obligations whose non-payment would best reflect the uncured failure of that entity. As such, IDRs also address relative vulnerability to bankruptcy, administrative receivership or similar concepts.

In aggregate, IDRs provide an ordinal ranking of issuers based on the agency's view of their relative vulnerability to default, rather than a prediction of a specific percentage likelihood of default.

AAA: Highest credit quality. 'AAA' ratings denote the lowest expectation of default risk. They are assigned only in cases of exceptionally strong capacity for payment of financial commitments. This capacity is highly unlikely to be adversely affected by foreseeable events.

AA: Very high credit quality. 'AA' ratings denote expectations of very low default risk. They indicate very strong capacity for payment of financial commitments. This capacity is not significantly vulnerable to foreseeable events.

A: High credit quality. 'A' ratings denote expectations of low default risk. The capacity for payment of financial commitments is considered strong. This capacity may, nevertheless, be more vulnerable to adverse business or economic conditions than is the case for higher ratings.

BBB: Good credit quality. 'BBB' ratings indicate that expectations of default risk are currently low. The capacity for payment of financial commitments is considered adequate, but adverse business or economic conditions are more likely to impair this capacity.

### Speculative Grade

BB: Speculative. 'BB' ratings indicate an elevated vulnerability to default risk, particularly in the event of adverse changes in business or economic conditions over time; however, business or financial flexibility exists that supports the servicing of financial commitments.

B: Highly speculative. 'B' ratings indicate that material default risk is present, but a limited margin of safety remains. Financial commitments are currently being met; however, capacity for continued payment is vulnerable to deterioration in the business and economic environment.

CCC: Substantial credit risk. Very low margin for safety. Default is a real possibility.

CC: Very high levels of credit risk. Default of some kind appears probable.

C: Near default.

A default or default-like process has begun, or the issuer is in standstill, or for a closed funding vehicle, payment capacity is irrevocably impaired. Conditions that are indicative of a 'C' category rating for an issuer include:

- a. the issuer has entered into a grace or cure period following non-payment of a material financial obligation;
- b. the issuer has entered into a temporary negotiated waiver or standstill agreement following a payment default on a material financial obligation;
- c. the formal announcement by the issuer or their agent of a distressed debt exchange;
- d. a closed financing vehicle where payment capacity is irrevocably impaired such that it is not expected to pay interest and/or principal in full during the life of the transaction, but where no payment default is imminent

RD: Restricted default. 'RD' ratings indicate an issuer that in Fitch Ratings' opinion has experienced an uncured payment default or distressed debt exchange on a bond, loan or other material financial obligation but has not entered into bankruptcy filings, administration, receivership, liquidation or other formal winding-up procedure, and has not otherwise ceased operating. This would include:

- i. the selective payment default on a specific class or currency of debt;
- ii. the uncured expiry of any applicable grace period, cure period or default forbearance period following a payment default on a bank loan, capital markets security or other material financial obligation;
- iii. the extension of multiple waivers or forbearance periods upon a payment default on one or more material financial obligations, either in series or in parallel; ordinary execution of a distressed debt exchange on one or more material financial obligations.

D: Default. 'D' ratings indicate an issuer that in Fitch Ratings' opinion has entered into bankruptcy filings, administration, receivership, liquidation or other formal winding-up procedure or that has otherwise ceased business. Default ratings are not assigned prospectively to entities or their obligations; within this context, non-payment on an instrument that contains a deferral feature or grace period will generally not be considered a default until after the expiration of the deferral or grace period, unless a default is otherwise driven by bankruptcy or other similar circumstance, or by a distressed debt exchange.

In all cases, the assignment of a default rating reflects the agency's opinion as to the most appropriate rating category consistent with the rest of its universe of ratings, and may differ from the definition of default under the terms of an issuer's financial obligations or local commercial practice.

The modifiers "+" or "-" may be appended to a rating to denote relative status within major rating categories. For example, the rating category 'AA' has three notch-specific rating levels ('AA+'; 'AA'; 'AA-'; each a rating level). Such suffixes are not added to 'AAA' ratings and ratings below the 'CCC' category.

## Recovery Ratings

Recovery Ratings are assigned to selected individual securities and obligations, most frequently for individual obligations of corporate finance issuers with IDRs in speculative grade categories.

Among the factors that affect recovery rates for securities are the collateral, the seniority relative to other obligations in the capital structure (where appropriate), and the expected value of the company or underlying collateral in distress.

The Recovery Rating scale is based on the expected relative recovery characteristics of an obligation upon the curing of a default, emergence from insolvency or following the liquidation or termination of the obligor or its associated collateral.

Recovery Ratings are an ordinal scale and do not attempt to precisely predict a given level of recovery. As a guideline in developing the rating assessments, the agency employs broad theoretical recovery bands in its ratings approach based on historical averages and analytical judgment, but actual recoveries for a given security may deviate materially from historical averages.

RR1: *Outstanding recovery prospects given default.* 'RR1' rated securities have characteristics consistent with securities historically recovering 91%-100% of current principal and related interest.

RR2: *Superior recovery prospects given default.* 'RR2' rated securities have characteristics consistent with securities historically recovering 71%-90% of current principal and related interest.

RR3: *Good recovery prospects given default.* 'RR3' rated securities have characteristics consistent with securities historically recovering 51%-70% of current principal and related interest.

RR4: *Average recovery prospects given default.* 'RR4' rated securities have characteristics consistent with securities historically recovering 31%-50% of current principal and related interest.

RR5: *Below average recovery prospects given default.* 'RR5' rated securities have characteristics consistent with securities historically recovering 11%-30% of current principal and related interest.

RR6: *Poor recovery prospects given default.* 'RR6' rated securities have characteristics consistent with securities historically recovering 0%-10% of current principal and related interest.

## Short-Term Credit Ratings

A short-term issuer or obligation rating is based in all cases on the short-term vulnerability to default of the rated entity and relates to the capacity to meet financial obligations in accordance with the documentation governing the relevant obligation. Short-term deposit ratings may be adjusted for loss severity. Short-Term Ratings are assigned to obligations whose initial maturity is viewed as “short term” based on market convention (a long-term rating can also be used to rate an issue with short maturity). Typically, this means up to 13 months for corporate, sovereign, and structured obligations, and up to 36 months for obligations in U.S. public finance markets.

*F1: Highest short-term credit quality.* Indicates the strongest intrinsic capacity for timely payment of financial commitments; may have an added “+” to denote any exceptionally strong credit feature.

*F2: Good short-term credit quality.* Good intrinsic capacity for timely payment of financial commitments.

*F3: Fair short-term credit quality.* The intrinsic capacity for timely payment of financial commitments is adequate.

*B: Speculative short-term credit quality.* Minimal capacity for timely payment of financial commitments, plus heightened vulnerability to near term adverse changes in financial and economic conditions.

*C: High short-term default risk.* Default is a real possibility.

*RD: Restricted default.* Indicates an entity that has defaulted on one or more of its financial commitments, although it continues to meet other financial obligations. Typically applicable to entity ratings only.

*D: Default.* Indicates a broad-based default event for an entity, or the default of a short-term obligation.

## Appendix B

### Financial Firm-Specific Sales Charge Waivers and Discounts

The availability of initial and contingent deferred sales charge waivers and discounts may depend on the particular financial firm or type of account through which you purchase or hold Fund shares. For waivers or discounts not available through a particular financial firm, investors will have to purchase shares directly from the Funds (or the Distributor) or through another financial firm to receive such waivers or discounts.

The following descriptions of sales charge waivers and discounts for a particular financial firm and class(es) of shares set forth information provided by the financial firm that the firm has represented is current as of the date of this prospectus. These waivers or discounts, which may vary from those disclosed elsewhere in the prospectus, are subject to change. The Funds will update this Appendix periodically based on information provided by the applicable financial firm. Neither the Funds, the Investment Adviser nor PIMCO Investments LLC supervises the implementation of these waivers or discounts or verifies the firms' administration of these waivers or discounts.

In all instances, it is an investor's responsibility to notify the financial firm of any facts that may qualify the investor for sales charge waivers or discounts. Please contact your financial firm for more information regarding the sales charge waivers and discounts available to you and the firm's related policies and procedures.

Shareholders purchasing Fund shares through a Merrill Lynch platform or account will be eligible only for the following load waivers (front-end sales charge waivers and contingent deferred, or back-end, sales charge waivers) and discounts, which may differ from those disclosed elsewhere in the Funds' prospectus or SAI.

#### Front-end Sales Load Waivers on Class A Shares available at Merrill Lynch

Employer-sponsored retirement, deferred compensation and employee benefit plans (including health savings accounts) and trusts used to fund those plans, provided that the shares are not held in a commission-based brokerage account and shares are held for the benefit of the plan

Shares purchased by a 529 Plan (does not include 529 Plan units or 529-specific share classes or equivalents)

Shares purchased through a Merrill Lynch affiliated investment advisory program

Shares of Funds purchased through the Merrill Edge Self-Directed platform

Shares exchanged due to the holdings moving from a Merrill Lynch affiliated investment advisory program to a Merrill Lynch brokerage (non-advisory) account pursuant to Merrill Lynch's policies relating to sales load discounts and waivers

Shares purchased by third party investment advisors on behalf of their advisory clients through Merrill Lynch's platform

Shares purchased through reinvestment of capital gains distributions and dividend reinvestment when purchasing shares of the same fund (but not any other fund within the fund family)

Shares exchanged from Class C (i.e., level-load) shares of the same fund pursuant to Merrill Lynch's policies relating to sales load discounts and waivers

Employees and registered representatives of Merrill Lynch or its affiliates and their family members

Directors or Trustees of the Fund, and employees of the Fund's investment adviser or any of its affiliates, as described in the this prospectus

Eligible shares purchased from the proceeds of redemptions within the same fund family, provided (1) the repurchase occurs within 90 days following the redemption, (2) the redemption and purchase occur in the same account, and (3) redeemed shares were subject to a front-end or deferred sales load (known as Rights of Reinstatement). Automated transactions (i.e. systematic purchases and withdrawals) and purchases made after shares are automatically sold to pay Merrill Lynch's account maintenance fees are not eligible for reinstatement

#### CDSC Waivers on A and C Shares available at Merrill Lynch

Death or disability of the shareholder

Shares sold as part of a systematic withdrawal plan as described in the Fund's prospectus

Return of excess contributions from an IRA Account

Shares sold as part of a required minimum distribution for IRA and retirement accounts pursuant to the Internal Revenue Code

Shares sold to pay Merrill Lynch fees but only if the transaction is initiated by Merrill Lynch

Shares acquired through a right of reinstatement

Shares held in retirement brokerage accounts, that are exchanged for a lower cost share class due to transfer to a certain fee based account or platform (applicable to A and C shares only)

Class A shares sold as a result of exchanges of shares purchased through a Merrill Lynch affiliated investment advisory program due to the holdings moving from the program to a Merrill Lynch brokerage (non-advisory) account

Shares received through an exchange due to the holdings moving from a Merrill Lynch affiliated investment advisory program to a Merrill Lynch brokerage (non-advisory) account pursuant to Merrill Lynch's policies relating to sales load discounts and waivers

#### Front-end load Discounts Available at Merrill Lynch: Breakpoints, Rights of Accumulation & Letters of Intent

Breakpoints as described in this prospectus.

Rights of Accumulation (ROA) which entitle shareholders to breakpoint discounts as described in the Fund's prospectus will be automatically calculated based on the aggregated holding of fund family assets held by accounts (including 529 program holdings, where applicable) within the purchaser's household at Merrill Lynch. Eligible fund family assets not held at Merrill Lynch may be included in the ROA calculation only if the shareholder notifies his or her financial advisor about such assets

Letters of Intent (LOI) which allow for breakpoint discounts based on anticipated purchases within a fund family, through Merrill Lynch, over a 13-month period of time

Shareholders purchasing Fund shares through an Ameriprise Financial brokerage account are eligible for the following front-end sales charge waivers, which may differ from those disclosed elsewhere in the Funds' prospectus or SAI:

## Class A Shares Front-End Sales Charge Waivers available at Ameriprise Financial

Employer-sponsored retirement plans (e.g., 401(k) plans, 457 plans, employer-sponsored 403(b) plans, profit sharing and money purchase pension plans and defined benefit plans). For purposes of this provision, employer-sponsored retirement plans do not include SEP IRAs, Simple IRAs or SAR-SEPs.

Shares purchased through reinvestment of capital gains distributions and dividend reinvestment when purchasing shares of the same Fund (but not any other fund within the same fund family).

Shares exchanged from Class C shares of the same fund in the month of or following the 7-year anniversary of the purchase date. To the extent that this prospectus elsewhere provides for a waiver with respect to exchanges of Class C shares or conversion of Class C shares following a shorter holding period, that waiver will apply.

Employees and registered representatives of Ameriprise Financial or its affiliates and their immediate family members.

Shares purchased by or through qualified accounts (including IRAs, Coverdell Education Savings Accounts, 401(k)s, 403(b) TSCAs subject to ERISA and defined benefit plans) that are held by a covered family member, defined as an Ameriprise financial advisor and/or the advisor's spouse, advisor's lineal ascendant (mother, father, grandmother, grandfather, great grandmother, great grandfather), advisor's lineal descendant (son, step-son, daughter, step-daughter, grandson, granddaughter, great grandson, great granddaughter) or any spouse of a covered family member who is a lineal descendant.

Shares purchased from the proceeds of redemptions within the same fund family, provided (1) the repurchase occurs within 90 days following the redemption, (2) the redemption and purchase occur in the same account, and (3) redeemed shares were subject to a front-end or deferred sales load (i.e., Rights of Reinstatement).

Shareholders purchasing Fund shares through a Morgan Stanley Wealth Management transactional brokerage account are eligible only for the following front-end sales charge waivers with respect to Class A shares, which may differ from and may be more limited than those disclosed elsewhere in the Funds' prospectus or SAI. For more information regarding the waivers described below, as well as other information regarding mutual fund fees, please see the "Mutual Fund Features, Share Classes and Compensation" brochure available on the Morgan Stanley Wealth Management website.

## Front-end Sales Charge Waivers on Class A Shares available at Morgan Stanley Wealth Management

Employer-sponsored retirement plans (e.g., 401(k) plans, 457 plans, employer-sponsored 403(b) plans, profit sharing and money purchase pension plans and defined benefit plans). For purposes of this provision, employer-sponsored retirement plans do not include SEP IRAs, Simple IRAs, SAR-SEPs or Keogh plans.

Morgan Stanley employee and employee-related accounts according to Morgan Stanley's account linking rules.

Shares purchased through reinvestment of dividends and capital gains distributions when purchasing shares of the same Fund.

Shares purchased through a Morgan Stanley self-directed brokerage account.

Class C and Class C-2 (i.e., level-load) shares that are no longer subject to a contingent deferred sales charge and are converted to Class A shares of the same Fund pursuant to Morgan Stanley Wealth Management's share class conversion program.

Shares purchased from the proceeds of redemptions within the same fund family, provided (i) the repurchase occurs within 90 days following the redemption, (ii) the redemption and purchase occur in the same account, and (iii) redeemed shares were subject to a front-end or deferred sales charge.

Effective March 1, 2019, shareholders purchasing Fund shares through a Raymond James & Associates, Inc., Raymond James Financial Services, Inc. and each entity's affiliates ("Raymond James") platform or account, or through an introducing broker-dealer or independent registered investment adviser for which Raymond James provides trade execution, clearance, and/or custody services, are eligible only for the following load waivers (front-end sales charge waivers and contingent deferred, or back-end, sales charge waivers) and discounts, which may differ from those disclosed elsewhere in the Funds' prospectus or SAI.

## Front-end sales load waivers on Class A Shares available at Raymond James

Shares purchased in an investment advisory program.

Shares purchased within the same fund family through a systematic reinvestment of capital gains and dividend distributions.

Employees and registered representatives of Raymond James and their family members as designated by Raymond James.

Shares purchased from the proceeds of redemptions within the same fund family, provided (1) the repurchase occurs within 90 days following the redemption, (2) the redemption and purchase occur in the same account, and (3) redeemed shares were subject to a front-end or deferred sales load (known as Rights of Reinstatement).

A shareholder in the Fund's Class C shares will have their shares converted at net asset value to Class A shares (or the appropriate share class as determined by Raymond James) of the Fund if the shares are no longer subject to a CDSC and the conversion is in line with the policies and the procedures of Raymond James. More information regarding mutual fund shares purchased through a Raymond James platform or account, including the conversion described above, can be found in the Mutual Fund Investing disclosures available on the Raymond James website.

## CDSC Waivers on Class A and C Shares available at Raymond James

Death or disability of the shareholder.

Shares sold as part of a systematic withdrawal plan as described in the fund's prospectus.

Return of excess contributions from an IRA Account.

Shares sold as part of a required minimum distribution for IRA and retirement accounts due to the shareholder reaching the qualified age based on applicable Internal Revenue Service regulations as described in the fund's prospectus or SAI.

Shares sold to pay Raymond James fees but only if the transaction is initiated by Raymond James.

Shares acquired through a right of reinstatement.

## Front-end Load Discounts available at Raymond James: Breakpoints, Rights of Accumulation and/or Letters of Intent

Breakpoints as described in this prospectus.

Rights of accumulation which entitle shareholders to breakpoint discounts will be automatically calculated based on the aggregated holding of fund family assets held by accounts within the purchaser's household at Raymond James. Eligible fund family assets not held at Raymond James may be included in the calculation of rights of accumulation only if the shareholder notifies his or her financial advisor about such assets.

Letters of intent which allow for breakpoint discounts based on anticipated purchases within a fund family, over a 13-month time period. Eligible fund family assets not held at Raymond James may be included in the calculation of letters of intent only if the shareholder notifies his or her financial advisor about such assets.

Effective on or after January 1, 2024, the following information supersedes prior information with respect to transactions and positions held in fund shares through an Edward Jones system. Clients of Edward Jones (also referred to as "shareholders") purchasing fund shares on the Edward Jones commission and fee-based platforms are eligible only for the following sales charge discounts (also referred to as "breakpoints") and waivers, which can differ from discounts and waivers described elsewhere in the mutual fund prospectus or SAI or through another broker-dealer. In all instances, it is the shareholder's responsibility to inform Edward Jones at the time of purchase of any relationship, holdings of the PIMCO family of funds, or other facts qualifying the purchaser for discounts or waivers. Edward Jones can ask for documentation of such circumstance. Shareholders should contact Edward Jones if they have questions regarding their eligibility for these discounts and waivers.

### Breakpoints

Breakpoint pricing, otherwise known as volume pricing, at dollar thresholds as described in the prospectus.

### Rights of Accumulation ("ROA")

The applicable sales charge on a purchase of Class A shares is determined by taking into account all share classes (except certain money market funds and any assets held in group retirement plans) of the PIMCO family of funds held by the shareholder or in an account grouped by Edward Jones with other accounts for the purpose of providing certain pricing considerations ("pricing groups"). If grouping assets as a shareholder, this includes all share classes held on the Edward Jones platform and/or held on another platform. The inclusion of eligible fund family assets in the ROA calculation is dependent on the shareholder notifying Edward Jones of such assets at the time of calculation. Money market funds are included only if such shares were sold with a sales charge at the time of purchase or acquired in exchange for shares purchased with a sales charge.

The employer maintaining a SEP IRA plan and/or SIMPLE IRA plan may elect to establish or change ROA for the IRA accounts associated with the plan to a plan-level grouping as opposed to including all share classes at a shareholder or pricing group level.

ROA is determined by calculating the higher of cost minus redemptions or market value (current shares x NAV).

### Letter of Intent ("LOI")

Through a LOI, shareholders can receive the sales charge and breakpoint discounts for purchases shareholders intend to make over a 13-month period from the date Edward Jones receives the LOI. The LOI is determined by calculating the higher of cost or market value of qualifying holdings at LOI initiation in combination with the value that the shareholder intends to buy over a 13-month period to calculate the front-end sales charge and any breakpoint discounts. Each purchase the shareholder makes during that 13-month period will receive the sales charge and breakpoint discount that applies to the total amount. The inclusion of eligible fund family assets in the LOI calculation is dependent on the shareholder notifying Edward Jones of such assets at the time of calculation. Purchases made before the LOI is received by Edward Jones are not adjusted under the LOI and will not reduce the sales charge previously paid. Sales charges will be adjusted if LOI is not met.

If the employer maintaining a SEP IRA plan and/or SIMPLE IRA plan has elected to establish or change ROA for the IRA accounts associated with the plan to a plan-level grouping, LOIs will also be at the plan-level and may only be established by the employer.

### Sales Charge Waivers

Sales charges are waived for the following shareholders and in the following situations:

Associates of Edward Jones and its affiliates and other accounts in the same pricing group (as determined by Edward Jones under its policies and procedures) as the associate. This waiver will continue for the remainder of the associate's life if the associate retires from Edward Jones in good-standing and remains in good standing pursuant to Edward Jones' policies and procedures.

Shares purchased in an Edward Jones fee-based program.

Shares purchased through reinvestment of capital gains distributions and dividend reinvestment.

Shares purchased from the proceeds of redeemed shares of the same fund family so long as the following conditions are met: the proceeds are from the sale of shares within 60 days of the purchase, the sale and purchase are made from a share class that charges a front load and one of the following:

(i) The redemption and repurchase occur in the same account.

(ii) The redemption proceeds are used to process an: IRA contribution, excess contributions, conversion, recharacterizing of contributions, or distribution, and the repurchase is done in an account within the same Edward Jones grouping for ROA.

Shares exchanged into Class A shares from another share class so long as the exchange is into the same fund and was initiated at the discretion of Edward Jones. Edward Jones is responsible for any remaining CDSC due to the fund company, if applicable. Any future purchases are subject to the applicable sales charge as disclosed in the prospectus.

Exchanges from Class C shares to Class A shares of the same fund, generally, in the 84<sup>th</sup> month following the anniversary of the purchase date or earlier at the discretion of Edward Jones.

### Contingent Deferred Sales Charge ("CDSC") Waivers

If the shareholder purchases shares that are subject to a CDSC and those shares are redeemed before the CDSC is expired, the shareholder is responsible to pay the CDSC except in the following conditions:

The death or disability of the shareholder.

Systematic withdrawals with up to 10% per year of the account value.

Return of excess contributions from an Individual Retirement Account (IRA).

Shares redeemed as part of a required minimum distribution for IRA and retirement accounts if the redemption is taken in or after the year the shareholder reaches qualified age based on applicable IRS regulations.

Shares redeemed to pay Edward Jones fees or costs in such cases where the transaction is initiated by Edward Jones.

Shares exchanged in an Edward Jones fee-based program.

Shares acquired through NAV reinstatement.

Shares redeemed at the discretion of Edward Jones for Minimums Balances, as described below.

## Other Important Information Regarding Transactions Through Edward Jones

### Minimum Purchase Amounts

Initial purchase minimum: \$250

Subsequent purchase minimum: none

### Minimum Balances

Edward Jones has the right to redeem at its discretion fund holdings with a balance of \$250 or less. The following are examples of accounts that are not included in this policy:

A fee-based account held on an Edward Jones platform

A 529 account held on an Edward Jones platform

An account with an active systematic investment plan or LOI

### Exchanging Share Classes

At any time it deems necessary, Edward Jones has the authority to exchange at NAV a shareholder's holdings in a fund to Class A shares of the same fund.

Effective May 1, 2020, if you purchase Fund shares through a Janney Montgomery Scott LLC ("Janney") brokerage account, you will be eligible only for the following load waivers (front-end sales charge waivers and contingent deferred sales charge ("CDSC"), or back-end sales charge waivers) and discounts, which may differ from those disclosed elsewhere in this Fund's Prospectus or SAI.

### Front-end sales charge waivers on Class A shares available at Janney

Shares purchased through reinvestment of capital gains distributions and dividend reinvestment when purchasing shares of the same Fund (but not any other fund within the fund family).

Shares purchased by employees and registered representatives of Janney or its affiliates and their family members as designated by Janney.

Shares purchased from the proceeds of redemptions within the same fund family, provided (1) the repurchase occurs within ninety (90) days following the redemption, (2) the redemption and purchase occur in the same account, and (3) redeemed shares were subject to a front-end or deferred sales load (i.e., right of reinstatement).

Employer-sponsored retirement plans (e.g., 401(k) plans, 457 plans, employer-sponsored 403(b) plans, profit sharing and money purchase pension plans and defined benefit plans). For purposes of this provision, employer-sponsored retirement plans do not include SEP IRAs, Simple IRAs, SAR-SEPs or Keogh plans.

Shares acquired through a right of reinstatement.

Class C shares that are no longer subject to a CDSC and are converted to Class A shares of the same Fund pursuant to Janney's policies and procedures.

### CDSC Waivers on Class A and C Shares available at Janney

Shares sold upon the death or disability of the shareholder.

Shares sold as part of a systematic withdrawal plan as described in the Fund's Prospectus.

Shares purchased in connection with a return of excess contributions from an IRA account.

Shares sold as part of a required minimum distribution for IRA and retirement accounts if the redemption is taken in or after the year the shareholder reaches qualified age based on applicable IRS regulations.

Shares sold to pay Janney fees but only if the transaction is initiated by Janney.

Shares acquired through a right of reinstatement.

Shares exchanged into the same share class of a different fund.

### Front-end sales charge\* discounts available at Janney: breakpoints, rights of accumulation ("ROA"), and/or letters of intent

Breakpoints as described in the Fund's Prospectus.

ROA, which entitle shareholders to breakpoint discounts, will be automatically calculated based on the aggregated holding of fund family assets held by accounts within the purchaser's household at Janney. Eligible fund family assets not held at Janney may be included in the ROA calculation only if the shareholder notifies his or her financial advisor about such assets.

Letters of intent which allow for breakpoint discounts based on anticipated purchases within a fund family, over a 13-month time period. Eligible fund family assets not held at Janney may be included in the calculation of letters of intent only if the shareholder notifies his or her financial advisor about such assets.

Effective May 1, 2020, shareholders purchasing Fund shares through an Oppenheimer & Co. Inc. ("OPCO") platform or account are eligible only for the following load waivers (front-end sales charge waivers and contingent deferred, or back-end, sales charge waivers) and discounts, which may differ from those disclosed elsewhere in the Funds' prospectus or SAI.

## Front-end Sales Load Waivers on Class A Shares available at OPCO

Employer-sponsored retirement, deferred compensation and employee benefit plans (including health savings accounts) and trusts used to fund those plans, provided that the shares are not held in a commission-based brokerage account and shares are held for the benefit of the plan

Shares purchased by or through a 529 plan

Shares purchased through an OPCO affiliated investment advisory program

Shares purchased through reinvestment of capital gains distributions and dividend reinvestment when purchasing shares of the same Fund (but not any other fund within the fund family)

Shares purchased from the proceeds of redemptions within the same fund family, provided (1) the repurchase occurs within 90 days following the redemption, (2) the redemption and purchase occur in the same account, and (3) redeemed shares were subject to a front-end or deferred sales load (known as rights of reinstatement).

A shareholder in the Fund's Class C shares purchased prior to July 1, 2015 will have their shares converted at net asset value to Class A shares (or the appropriate share class) of the Fund if the shares are no longer subject to a CDSC and the conversion is in line with the policies and procedures of OPCO. More information regarding mutual fund shares purchased through an OPCO platform or account, including the conversion described above, can be found in the disclosures available on the OPCO website.

Employees and registered representatives of OPCO or its affiliates and their family members

Directors or Trustees of the Fund, and employees of the Fund's investment adviser or any of its affiliates, as described in this prospectus

## CDSC Waivers on Class A and C Shares available at OPCO

Death or disability of the shareholder

Shares sold as part of a systematic withdrawal plan as described in the Fund's prospectus

Return of excess contributions from an IRA Account

Shares sold as part of a required minimum distribution for IRA and retirement accounts pursuant to the Internal Revenue Code as described in the prospectus

Shares sold to pay OPCO fees but only if the transaction is initiated by OPCO

Shares acquired through a right of reinstatement

## Front-end load Discounts Available at OPCO: Breakpoints, Rights of Accumulation & Letters of Intent

Breakpoints as described in this prospectus

Rights of Accumulation (ROA) which entitle shareholders to breakpoint discounts will be automatically calculated based on the aggregated holding of fund family assets held by accounts within the purchaser's household at OPCO. Eligible fund family assets not held at OPCO may be included in the ROA calculation only if the shareholder notifies his or her financial advisor about such assets

Effective June 15, 2020, shareholders purchasing Fund shares through a Baird platform or account will only be eligible for the following sales charge waivers (front-end sales charge waivers and CDSC waivers) and discounts, which may differ from those disclosed elsewhere in the Funds' prospectus or the SAI.

## Front-End Sales Charge Waivers on Class A Shares available at Baird

Shares purchased through reinvestment of capital gains distributions and dividend reinvestment when purchasing share of the same Fund

Shares purchased by employees and registered representatives of Baird or its affiliates and their family members as designated by Baird according to its policies and procedures

Shares purchased from the proceeds of redemptions from a fund of the fund family, provided (1) the repurchase occurs within 90 days following the redemption, (2) the redemption and purchase occur in the same account, and (3) redeemed shares were subject to a front-end or deferred sales charge (known as rights of reinstatement)

A shareholder in the Fund's Class C shares will have their share converted at net asset value to Class A shares of the Fund if the shares are no longer subject to a CDSC and the conversion is in line with the policies and procedures of Baird

Employer-sponsored retirement plans or charitable accounts in a transactional brokerage account at Baird, including 401(k) plans, 457 plans, employer-sponsored 403(b) plans, profit sharing and money purchase pension plans and defined benefit plans. For purposes of this provision, employer-sponsored retirement plans do not include SEP IRAs, Simple IRAs or SAR-SEPs

## CDSC Waivers on Class A and C Shares available at Baird

Shares sold due to death or disability of the shareholder

Shares sold as part of a systematic withdrawal plan as described in the Fund's Prospectus

Shares bought due to returns of excess contributions from an IRA Account
Shares sold as part of a required minimum distribution for IRA and retirement accounts due to the shareholder reaching the qualified age based on applicable Internal Revenue Service regulations as described in the Fund's prospectus
Shares sold to pay Baird fees but only if the transaction is initiated by Baird
Shares acquired through a right of reinstatement

Front-End Sales Charge Discounts available at Baird: Breakpoints, Rights of Accumulation and/or Letters of Intent

Breakpoints as described in this prospectus
Rights of accumulation which entitle shareholders to breakpoint discounts will be automatically calculated based on the aggregated holdings of fund family assets held by accounts within the purchaser's household at Baird. Eligible fund family assets not held at Baird may be included in the rights of accumulation calculation only if the shareholder notifies his or her financial advisor about such assets
Letters of Intent (LOI) allow for breakpoint discounts based on anticipated purchases of the fund family through Baird, over a 13-month period of time

Stifel, Nicolaus & Company, Incorporated and its broker-dealer affiliates

Effective January 1, 2024, shareholders purchasing, holding or redeeming fund shares, including existing fund shareholders, through a Stifel, Nicolaus & Company, Incorporated or affiliated platform that provides trade execution, clearance, and/or custody services, will be eligible for the following sales charge load waivers (including front-end sales charge waivers and contingent deferred, or back-end, ("CDSC") sales charge waivers) and discounts, which may differ from those disclosed elsewhere in the Fund's prospectus or SAI.

CLASS A SHARES

As described elsewhere in this prospectus, Stifel may receive compensation out of the front-end sales charge if you purchase Class A shares through Stifel.

Rights of accumulation

Rights of accumulation ("ROA") that entitle shareholders to breakpoint discounts on front-end sales charges will be calculated by Stifel based on the aggregated holding of all assets in all classes of shares of the fund family held by accounts within the purchaser's household at Stifel. Eligible fund family assets not held at Stifel may be included in the calculation of ROA only if the shareholder notifies his or her financial advisor about such assets.
The employer maintaining a SEP IRA plan and/or SIMPLE IRA plan may elect to establish or change ROA for the IRA accounts associated with the plan to a plan-level grouping as opposed to including all share classes at a shareholder or pricing group level.

Front-end sales charge waivers on Class A shares available at Stifel

Front-end sales charges may be waived for the following shareholders and in the following situations:
Class C shares that have been held for more than seven (7) years may be converted to Class A shares or other classes that have front-end loads of the same fund pursuant to Stifel's policies and procedures. To the extent that this prospectus elsewhere provides for a waiver with respect to the exchange or conversion of such shares following a shorter holding period, that waiver will apply.
Shares purchased by employees and registered representatives of Stifel or its affiliates and their family members as defined by Stifel.
Shares purchased in an Stifel fee-based advisory program, often referred to as a "wrap" program.
Shares purchased through reinvestment of capital gains distributions and dividend reinvestment when purchasing shares of the same or other fund within the fund family.
Shares purchased from the proceeds of redeemed shares of the same fund family so long as the proceeds are from the sale of shares from an account with the same owner or beneficiary within 90 days of the purchase (rights of reinstatement). For the absence of doubt, shares redeemed through a systematic withdrawal plan are not eligible for rights of reinstatement.
Shares purchased in connection with rollovers from retirement plans to IRAs.
Shares exchanged into Class A shares from another share class so long as the exchange is into the same fund and was initiated at the direction of Stifel. Stifel is responsible for any remaining CDSC due to the fund company, if applicable. Any future purchases are subject to the applicable sales charge as disclosed in the prospectus.
Purchases of Class 529-A shares through a rollover from another 529 plan.
Purchases of Class 529-A shares made for reinvestment of refunded amounts.
Employer-sponsored retirement plans (e.g., 401(k) plans, 457 plans, employer-sponsored 403(b) plans, profit sharing and money purchase pension plans and defined benefit plans). For purposes of this provision, employer-sponsored retirement plans do not include SEP IRAs, Simple IRAs or SAR-SEPs.
All other sales charge waivers and reductions described elsewhere in the fund's prospectus or SAI still apply.

Contingent Deferred Sales Charges Waivers on Class A and C Shares

Death or disability of the shareholder or, in the case of 529 plans, the account beneficiary.
Shares sold as part of a systematic withdrawal plan not to exceed 12% annually.
Return of excess contributions from an IRA account.
Shares sold as part of a required minimum distribution for IRA and retirement accounts due to the shareholder reaching the qualified age based on applicable Internal Revenue Service regulations.
Shares sold in connection with a right of reinstatement.
Shares sold to pay Stifel fees or costs in such cases where the transaction is initiated by Stifel.

Shares exchanged or sold in a Stifel fee-based advisory or “wrap” program.

All other sales charge waivers and reductions described elsewhere in the fund’s prospectus or SAI still apply (excluding those offered by other intermediaries).

## Share Class Conversions in Advisory Accounts

Stifel reserves the right to convert shares to the lowest cost share class available at Stifel without incurring a sales charge upon transfer of shares into a Stifel-affiliated advisory program.

Effective February 22, 2021, shareholders purchasing Fund shares through a US Bancorp Investments, Inc. (“USB”) platform or who own shares for which USB is the broker-dealer (where the shares are held in an omnibus account) will be eligible for the following front-end sales charge waivers and discounts, which may differ from those disclosed elsewhere in the Funds’ prospectus or SAI.

### USB Conversion of Class C shares

Class C (i.e., level-load) shares that are no longer subject to a contingent deferred sales charge are systematically converted to the Class A shares of the same fund pursuant to USB’s share class exchange policy.

All other sales charge waivers and reduction described elsewhere in a Fund’s Prospectus or SAI still apply.

Shareholders purchasing Fund shares, including existing Fund shareholders, through a D.A. Davidson & Co. (“D.A. Davidson”) platform or account, or through an introducing broker-dealer or independent registered investment adviser for which D.A. Davidson provides trade execution, clearance, and/or custody services will be eligible for the following front-end sales charge waivers and discounts, which may differ from those disclosed elsewhere in the Funds’ prospectus or SAI.

Shareholders in a Fund’s Class C shares will have their shares converted at net asset value to Class A shares (or the appropriate share class) of the same Fund if the shares are no longer subject to a CDSC and the conversion is consistent with D.A. Davidson’s policies and procedures. All other sales charge waivers and reductions described elsewhere in a Fund’s Prospectus or SAI still apply.

Effective September 29, 2023, if you purchase, hold or redeem fund shares through an applicable J.P. Morgan Securities LLC brokerage account, you will only be eligible for the following sales charge waivers (front-end sales charge waivers and contingent deferred sales charge (“CDSC”), or back-end sales charge waivers), share class conversion policy and front-end load discounts, which may differ from those disclosed elsewhere in this fund’s prospectus or Statement of Additional Information (“SAI”).

## Front-end sales charge waivers on Class A shares available at J.P. Morgan Securities LLC

Shares exchanged from Class C (i.e., level-load) shares that are no longer subject to a CDSC and are exchanged into Class A shares of the same fund pursuant to J.P. Morgan Securities LLC’s share class exchange policy.

Qualified employer-sponsored defined contribution and defined benefit retirement plans and nonqualified deferred compensation plans, and other employee benefit plans and trusts used to fund those plans. For purposes of this provision, such plans do not include SEP IRAs, SIMPLE IRAs, SAR-SEPs or 501(c)(3) accounts.

Shares of funds purchased through J.P. Morgan Securities LLC Self-Directed Investing accounts.

Shares purchased through rights of reinstatement as described in the Classes of Shares – Sales Charges – Reinstatement Privilege section of this prospectus.

Shares purchased through reinvestment of capital gains distributions and dividend reinvestment when purchasing shares of the same fund (but not any other fund within the fund family).

Shares purchased by employees and registered representatives of J.P. Morgan Securities LLC or its affiliates, or their spouses or financial dependents, in each case as defined by J.P. Morgan Securities LLC.

### Class C to Class A share conversion

A shareholder in the fund’s Class C shares will have their shares converted by J.P. Morgan Securities LLC to Class A shares (or the appropriate share class) of the same fund if the shares are no longer subject to a CDSC and the conversion is consistent with J.P. Morgan Securities LLC’s policies and procedures [as stated in certain J.P. Morgan Securities LLC brokerage disclosures.]

## CDSC waivers on Class A and C shares available at J.P. Morgan Securities LLC

Shares sold upon the death or disability of the shareholder.

Shares sold as part of a systematic withdrawal plan as described in the fund’s prospectus.

Shares purchased in connection with a return of excess contributions from an IRA account.

Shares sold as part of a required minimum distribution for IRA and retirement accounts pursuant to the Internal Revenue Code.

Shares acquired through a right of reinstatement.

## Front-end load discounts available at J.P. Morgan Securities LLC: breakpoints, rights of accumulation and letters of intent

Breakpoints as described in this prospectus.

Rights of Accumulation (“ROA”) which entitle shareholders to breakpoint discounts as described in this prospectus will be automatically calculated based on the aggregated holding of fund family assets held by accounts within the purchaser’s household at J.P. Morgan Securities LLC. Eligible fund family assets not held at J.P. Morgan Securities LLC (including 529 program holdings, where applicable) may be included in the ROA calculation only if the shareholder notifies their financial advisor about such assets.

Letters of Intent ("LOI") which allow for breakpoint discounts based on anticipated purchases within a fund family, through J.P. Morgan Securities LLC, over a 13-month period of time. Eligible fund family assets not held at J.P. Morgan Securities LLC (including 529 program holdings, where applicable) may be included in the LOI calculation only if the shareholder notifies their financial advisor about such assets.

**INVESTMENT ADVISER AND ADMINISTRATOR**

PIMCO, 650 Newport Center Drive, Newport Beach, CA 92660

**DISTRIBUTOR**

PIMCO Investments LLC, 1633 Broadway, New York, NY 10019

**CUSTODIAN**

State Street Bank & Trust Co., 1100 Main Street, Suite 400, Kansas City, MO 64105

**TRANSFER AGENT**

SS&C Global Investor and Distribution, Inc.

Institutional Class, I-2 and I-3 — 430 W. 7th Street, STE 219024, Kansas City, MO 64105-1407

Class A, Class C and Class C-2 — P.O. Box 219294, Kansas City, MO 64121-9294

**INDEPENDENT REGISTERED PUBLIC ACCOUNTING FIRM**

PricewaterhouseCoopers LLP, 1100 Walnut Street, Suite 1300, Kansas City, MO 64106-2197

**LEGAL COUNSEL**

Dechert LLP, 1900 K Street N.W., Washington, D.C. 20006

For further information about the PIMCO Funds, call 888.87.PIMCO or visit our Web site at [pimco.com](http://pimco.com).

**PIMCO Funds**

650 Newport Center Drive  
Newport Beach, CA 92660



Sign-up for e-delivery  
[pimco.com/edelivery](http://pimco.com/edelivery)  
**pimco.com**

The Trust's SAI and annual and semi-annual reports to shareholders include additional information about the Funds. The SAI is incorporated by reference into this prospectus, which means it is part of this prospectus for legal purposes. The Funds' annual report discusses the market conditions and investment strategies that significantly affected each Fund's performance during its last fiscal year.

The SAI contains detailed information about Fund purchase, redemption and exchange options and procedures and other information about the Funds. You can get a free copy of the SAI.

You may get free copies of any of these materials or request other information about a Fund by calling the Trust at 888.87.PIMCO (888.877.4626) or by writing to:

**PIMCO Funds**

650 Newport Center Drive  
Newport Beach, CA 92660

Daily updates on the NAV of a Fund may be obtained by calling 1-888-87-PIMCO.

As permitted by regulations adopted by the Securities and Exchange Commission, paper copies of the Fund's annual and semi-annual shareholder reports will no longer be sent by mail, unless you specifically request paper copies from the Fund or from your financial intermediary, such as a broker-dealer or bank. Instead, the shareholder reports will be made available on a website, and you will be notified by mail each time a report is posted and provided with a website link to access the report. Instructions for requesting paper copies will be provided by the Fund or your financial intermediary. Paper copies of the Fund's shareholder reports are required to be provided free of charge by the Fund or financial intermediary.

You may access reports and other information about the Trust on the EDGAR Database on the Commission's website at [www.sec.gov](http://www.sec.gov). You may get copies of additional information about the Trust, including its SAI, with payment of a duplication fee, by e-mailing your request to [publicinfo@sec.gov](mailto:publicinfo@sec.gov).

You can also visit our website at [pimco.com](http://pimco.com) for additional information about the Funds, including the SAI and the annual and semi-annual reports, which are available for download free of charge.

Reference the Trust's Investment Company Act file number in your correspondence.