

Active Management Comes for Private Credit: In-Depth Investment Approaches

AUTHORS



Jason Steiner
Managing Director
Portfolio Manager



Jason Mandinach
Managing Director
Product Strategist



Russell Gannaway
Managing Director
Portfolio Manager

The playbook for private credit is changing as a maturing direct lending market creates opportunities for active, relative-value-oriented investors.

Key takeaways

- Private credit has grown rapidly during a highly supportive and unique period in financial history, but the largest sector – corporate direct lending – shows signs of maturing as competition intensifies and the economic outlook grows more uncertain.
- Many aspects of corporate direct lending resemble passive approaches to syndicated bank loans, but with higher fees, less liquidity, and limited exit options for investors.
- Today's starting conditions appear to favor more strategic investing across a wider array of asset types and a focus on maximizing outcomes rather than simply offering market access.
- Expansion in the available forms of private credit is creating opportunities to pursue enhanced risk-adjusted returns, applying a playbook similar to what has been effective in public fixed income and credit over many decades.
- Interplay between public and private markets is accelerating these trends, broadening the toolkit for active managers with scale and resources across various forms of public and private credit.

After more than a decade of consistent growth, private credit markets are maturing. What gained traction as a corporate direct lending community making floating-rate loans to highly leveraged companies has transitioned to a vast, diverse market that touches almost every sector of the economy.

A rare alignment of forces propelled private credit's initial expansion: rock-bottom interest rates, tighter bank regulation in the wake of the financial crisis, and a surge of capital in pursuit of yield. As the "easy money era" fades and investor capital catches up with available lending opportunities, the investment landscape is changing.

Private credit is no longer solely about gaining access to a new asset class and capturing a perceived illiquidity premium. Now, higher rates and growing economic uncertainty are reintroducing more traditional cyclical forces, particularly to lower-quality credit markets.

Meanwhile, changes to bank business models – spurred by elevated rates, evolving regulations, and stress in real estate markets – are fueling growth across various forms of corporate and asset-based finance. Investors now have access to a more diverse array of credit types, each with distinct characteristics, risk profiles, and starting conditions.

The boundaries between public and private markets are also blurring, allowing investors

to pursue relative value across a much broader landscape. This new environment should favor investors who can master asset selection and portfolio construction. Much like in public fixed income, success in private credit will increasingly depend on the ability to spot mispricings, navigate structural inefficiencies, and exploit market dislocations.

Such dislocations can be easy to come by when some markets closely track moves in interest rates and credit spreads, while other private sectors use opaque pricing mechanisms with relatively “sticky” marks, meaning they are slow to adapt to prevailing conditions. The “smoother” return experience that many private credit investors have experienced to date has created attractive opportunities for active managers to capitalize on pricing and liquidity differences across various public and private credit assets.

Many approaches to private markets still rely on access, placing far less emphasis on relative value – a contrast similar to the active versus passive conversation in public fixed income and credit. We believe the active opportunities in private credit will rival, or potentially exceed, the excess value that has been created by active management in fixed income markets in recent decades. We see increasing opportunities for well-resourced investment managers in three main areas:

1. Finding relative value across public and private markets:

Comparing similar credit profiles to identify opportunities.

2. Focusing on sector and asset selection:

Carefully evaluating risks and rewards across different subsectors, and analyzing individual assets and deal structures.

3. Capitalizing on structural alpha:

Leveraging market inefficiencies to uncover additional value.

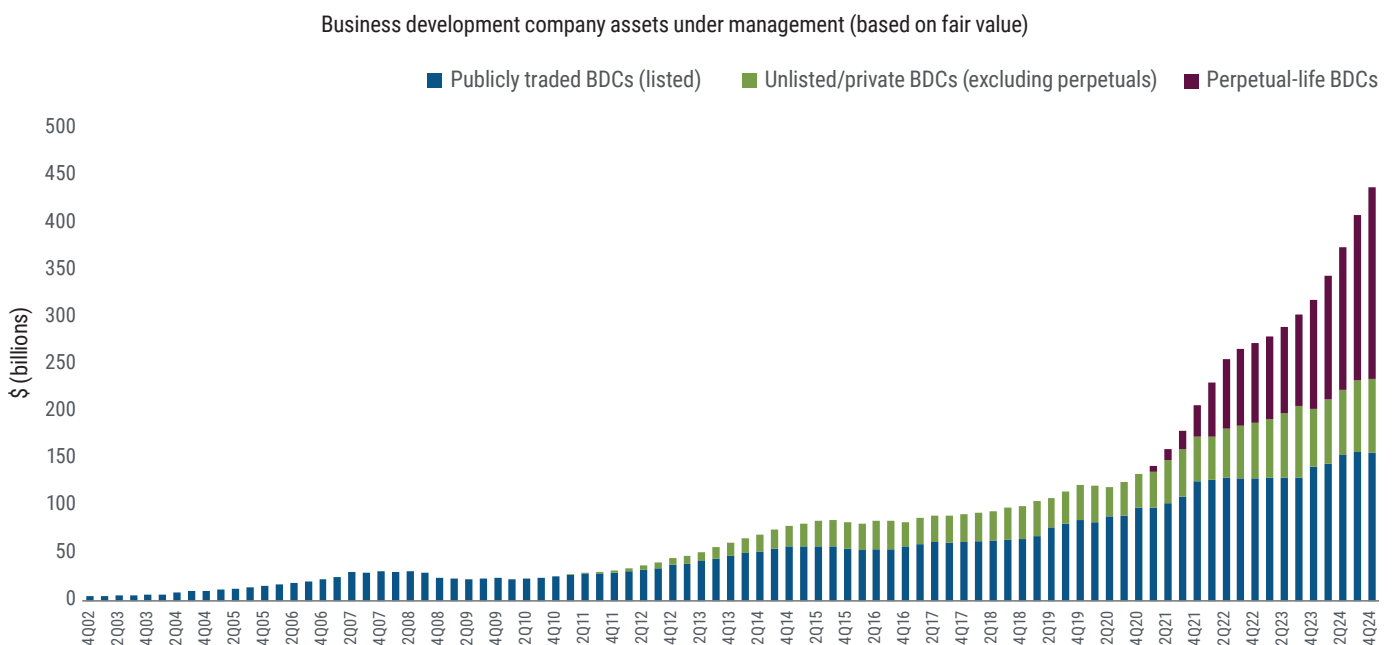
Below, we explore these three approaches in more detail.

Public versus private credit market relative value

The once-clear boundaries between public and private credit markets are blurring, and the investment landscape is changing with them. The rising interplay between public and private markets can be seen in various forms:

- Collateralized loan obligations (CLOs) – structured credit products backed by corporate syndicated leveraged loans – are becoming an increasingly important financing tool for private credit, with private credit CLOs now accounting for nearly 12% of the CLO market and 18% of CLO issuance in 2024, according to J.P. Morgan data.
- Other private asset classes such as residential mortgages, aviation finance, and music royalties are often originated in private markets and then sold to public markets through securitizations, which involve pooling these assets and selling them as securities.

Figure 1: Non-traded BDCs have exhibited significant growth in recent years



Source: PIMCO, Morgan Stanley Research as of 31 December 2024. Publicly traded BDCs are listed on public exchanges, allowing investors to buy and sell shares at market price. Unlisted/private BDCs (excluding perpetual life BDCs) are unlisted and typically have a defined term, excluding those structured to operate indefinitely. Perpetual-life BDCs are unlisted structures and operate without a fixed termination date.

- Synthetic risk transfer (SRT) transactions are an increasingly popular tool for banks to offload risk through custom private deal structures that reference the performance of portfolios of public and private credit exposure.

It's not only asset types that are converging. While fundamentals have historically moved in tandem across public and private markets, there is also a growing connectedness stemming from technical factors, specifically market dynamics influenced by fund flows. Just as fund flows influence technical dynamics in public markets, investment vehicles such as business development companies (BDCs) are increasingly important in capital formation within private credit, especially in corporate direct lending.

This rising technical influence has accelerated as relatively low merger and acquisition (M&A) and leveraged buyout (LBO) activity has left too much capital (see Figure 1) chasing too few direct lending deals, especially in midsize and upper middle market transactions. We observed similar behavior in real estate markets during the rise of non-traded real estate investment trusts (REITs) prior to the interest rate shock of 2022.

Since then, semi-liquid real estate strategies, as well as evergreen, core-focused real estate vehicles, have experienced more redemption pressure. Although this hasn't led to widespread

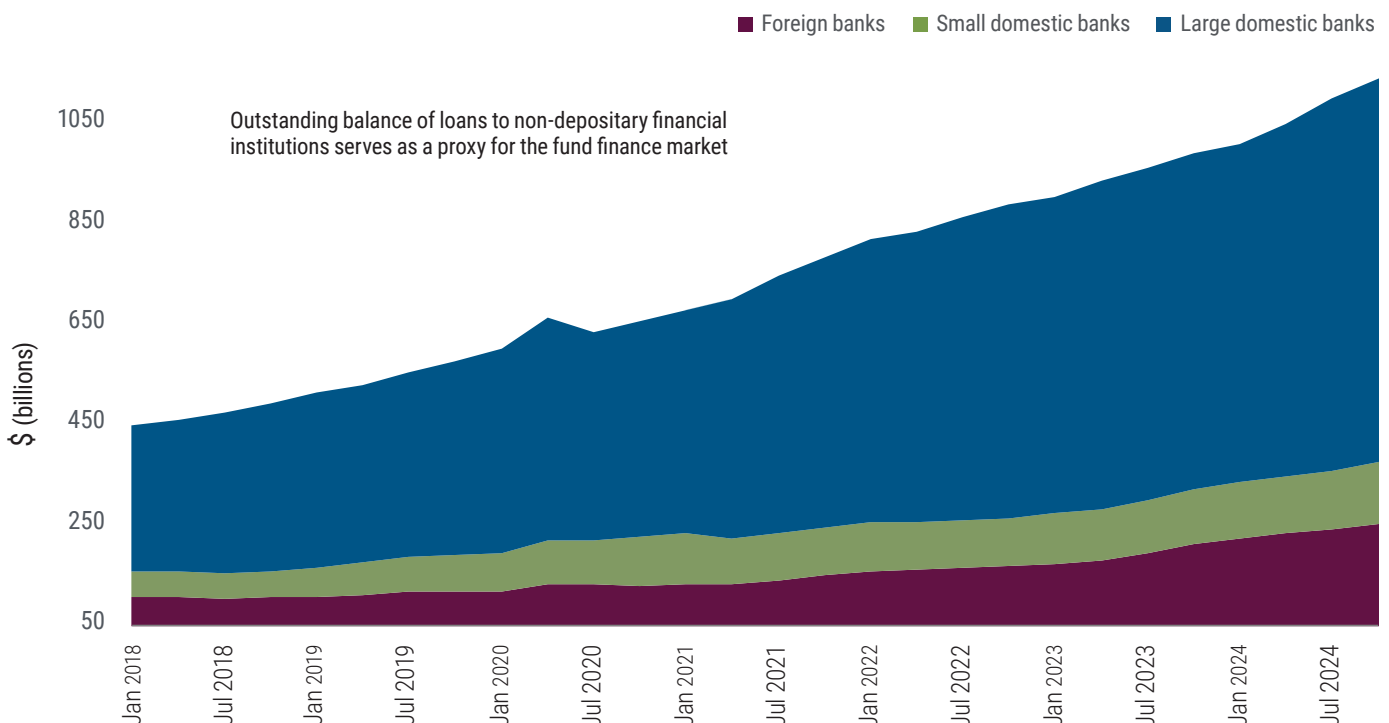
forced selling to date, the transition has affected the technical backdrop in real estate markets, and persistent outflows could create motivated selling activity over time.

Volatility in public markets has highlighted the perceived stability of private credit. However, this stability often comes with a trade-off: Lending terms may be less favorable than those in public markets, and the much-touted "certainty of execution" tends to benefit borrowers more than investors.

The pathways to secondary transactions in private credit are also expanding (see Figure 2). What began as a niche focused on secondary fund sales and transfers of limited partner interests – ownership stakes in private credit funds – is evolving into a broader marketplace that includes fund finance, risk transfer tools, and portfolio and single-asset sales. We expect these trends to persist, offering new opportunities for relative value.

Rather than creating a competition between public and private credit, this market intersection is giving investors a broader set of tools. The real challenge is not choosing one market over the other, but navigating an expanding array of structures, sectors, and technical factors to find the optimal balance of risk and return.

Figure 2: Private capital continues to evolve into a secondary market



Source: Federal Reserve Board, PIMCO, Goldman Sachs Investment Research as of October 2024

Sector and asset selection

Despite this growing interplay between markets, private credit still stands out when it comes to investment strategy types and investor preferences.

In public fixed income, the largest fund categories typically use flexible approaches that span multiple sectors instead of focusing on just one. In higher-quality core fixed income, flexible strategies are more common than those targeting only investment grade (IG) corporate bonds or mortgages. Similarly, in higher-yielding categories, multi-sector funds outnumber those focused on specific areas such as high yield or bank loans.

By contrast, the private credit fund landscape has largely favored sector-specific strategies (see Figure 3).

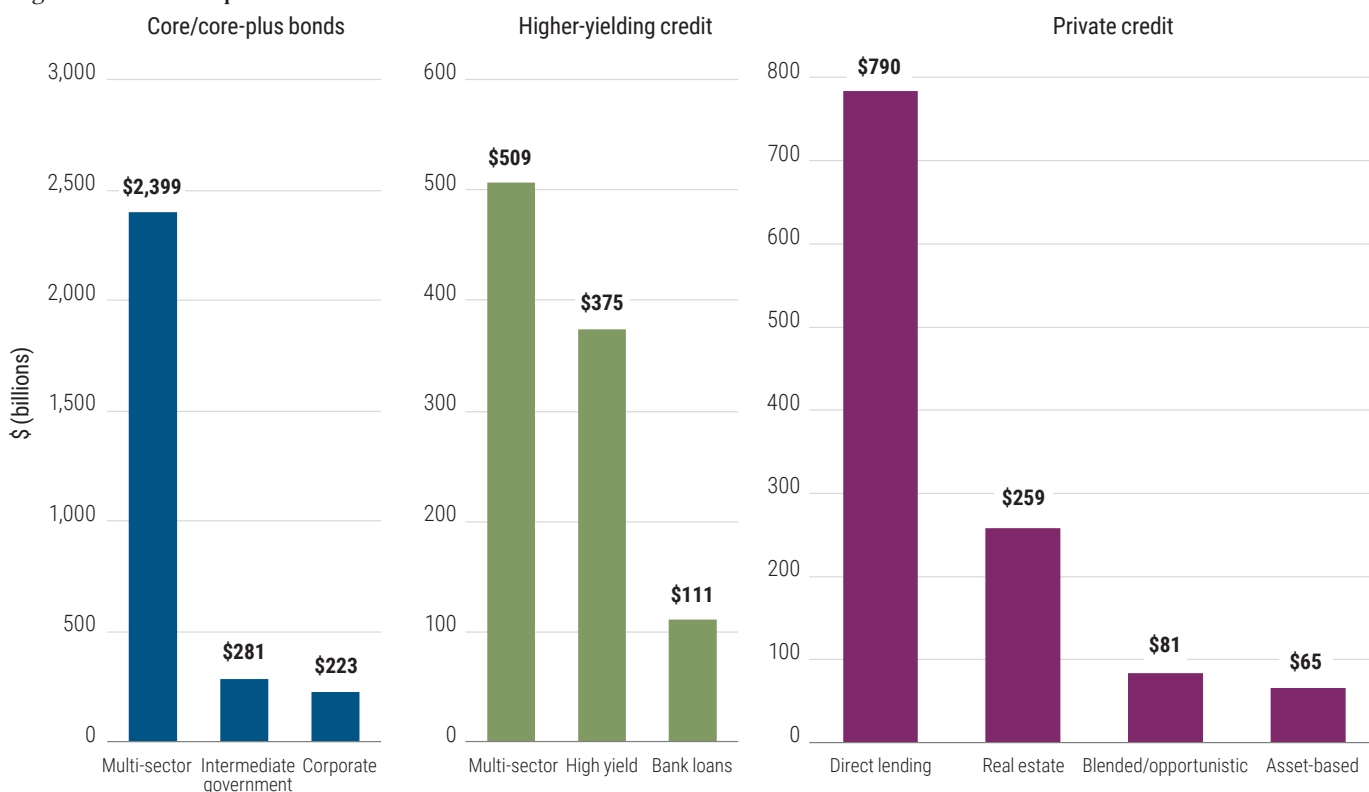
Flexible, actively managed funds are well-positioned to look across different sectors and invest based on relative value rather than following rigid mandates. We see an increasing, largely untapped opportunity in private markets to extract value and enhance risk-adjusted returns through diversification, sector allocation, and asset selection – an approach PIMCO has honed for more than 50 years.

Public credit investors generally wouldn't place nearly all of their allocation in the bank loan market. Similarly, private credit investors shouldn't rely solely on corporate direct lending. Instead, investors should use diversification as a tool to navigate cycles. We believe diversification has never been more achievable than it is today, as higher interest rates and bank retrenchment open scalable opportunities in private asset classes beyond corporate credit.

Just as in public markets, private credit investors can emphasize or de-emphasize subsectors according to the most attractive overall compensation for risk. This can be based on sector allocations (e.g., corporate, asset-based, real estate) or a granular focus on subsectors offering the most attractive risk/reward profile. This often requires careful application of data and analytical models – akin to option-adjusted frameworks in fixed income – to assess specific differences and derive an overall measure of risk compensation.

Starting conditions and valuations can differ significantly across sectors. In corporate lending, leverage levels are elevated versus historical norms. In asset-based finance, valuations and deal structures appear more attractive. Meanwhile, real estate markets are recovering from a challenging cycle.

Figure 3: Private capital formation is concentrated in narrow fund mandates



Source: PIMCO, Preqin, With Intelligence. The left and middle charts are as of 31 December 2024. The right side chart is as of 30 September 2024. Asset-based figure represents total active fund sizes for the following specialty finance strategies: asset-based lending, litigation finance, NAV finance, regulatory capital relief, royalties, transportation finance. Core/core plus bonds focus on relatively higher quality credit with an emphasis on downside mitigation and stable income. Higher-yielding credit emphasizes higher returns, but with greater risk. Private credit focuses on non-publicly traded debt instruments. Charts are not adjusted to scale in order to reflect relative sizing across three distinct markets, as opposed to comparing the absolute size of these markets.

Today, we find higher-quality, private, consumer-related credit is far more attractive than most forms of corporate credit, due to a combination of stronger lending standards, lower starting leverage levels, and favorable valuations.

Structural alpha

We also see structural alpha playing a growing role in private credit. This concept involves identifying repeatable structural inefficiencies in markets – e.g., decisions made by noneconomic investors such as insurance companies, whose primary objectives often emphasize net investment income versus total return – and creating a diversified portfolio of these inefficiencies, allowing investors to capitalize on value dislocations.

As private credit has matured, it now features a more formal market structure, with a wider range of participants, investment vehicles, risk-transfer mechanisms, and regulatory oversight. We see four increasingly relevant sources of structural alpha:

1. Preferred habitat: This is a theory typically applied to the bond market, focusing on investor preference for bonds based on their term structure. For example, some investors who favor short-duration bonds will do so almost regardless of relative value versus longer-duration investments. An analog in private markets would be that many investors continue to focus on floating-rate credit as a means to reduce mark-to-market sensitivity to interest rate changes. This in turn creates much less crowding in opportunities within fixed-rate, or longer-duration, private credit. Aviation finance is an example of an area that falls outside of the preferred habitat of many private credit investors, which can result in more attractive risk-adjusted return profiles.

2. Noneconomic participants: We have seen increasing private market activity from noneconomic buyers from multiple vantage points:

- Evergreen fund flows: In public markets, flows into and out of passive funds can drive structural alpha. In private markets, inflows have fueled significant growth in relatively narrow, evergreen private strategies such as BDCs and REITs. These vehicles, which tend to be more beta-focused, may need to deploy capital quickly and can be subject to monthly or quarterly redemptions, creating market distortions. Recently, BDCs have contributed to narrower direct lending spreads and elevated redemption activity in evergreen real estate vehicles. This has allowed PIMCO to source triple net lease real estate assets with long-term

leases to well-known corporate tenants at attractive spreads relative to similar unsecured corporate credit risk.

- Insurance capital: Insurance demand for private credit has surged over the past decade, driven by a focus on capital efficiency – either through assets with favorable credit ratings or those that receive preferential regulatory treatment. This influx has led to significant spread compression in assets prized for their capital efficiency, such as IG private credit and fixed-rate commercial mortgage loans, often making their pricing or terms less attractive versus more liquid market alternatives. PIMCO has capitalized on this strong bid for private IG credit by obtaining attractive senior financing on complex asset-based portfolios.
- Bank risk disposition: Banks typically want the client relationship that accompanies loan origination, but regulations and risk management often incentivize banks to dispose of the asset. The result has been a variety of portfolio sales, forward flow arrangements, and risk transfer transactions. The common theme: a market participant motivated to offload risk for reasons other than maximizing value. PIMCO has benefited from this trend by investing in mortgage and consumer portfolios from banks, while also stepping into flow arrangements with platforms seeking capital partners.

3. Ratings: The growth of private credit has contributed to the rise of private IG credit assets. The implications of this trend are twofold:

- Security selection within IG markets: We often observe private credit investments that carry an IG rating from one rating agency but do not have the characteristics investors expect from IG credit. Such differences can be due to repayment priority, deal structure complexity, or borrower credit quality. These issues often mean inferior compensation compared with similar investment opportunities.
- Financing opportunities in private credit: Robust demand for private credit with an IG rating allows active managers to extract additional value by structuring deals to optimize for a rating agency rating, thus benefiting from attractive financing. This requires deep expertise in structured credit, rating agency methodologies, and capital structure relative value analysis. Given growing demand for private credit among insurance companies (see Figure 4) and other investors seeking the perceived safety of an IG rating, we expect this trend to continue.

4. Behavioral finance: Much of the enthusiasm for private credit stems from its strong run during the relatively unprecedented investment environment of the past 15 years. But clinging to a backward-looking strategy that leans heavily on lower-quality, floating-rate and structurally leveraged credit is dangerous in today's higher-rate world. Success now demands a balanced mix of fixed- and floating-rate assets, a willingness to embrace longer durations, and a focus on relative value across credit sectors. Simply put, yesterday's approach won't cut it in tomorrow's market.

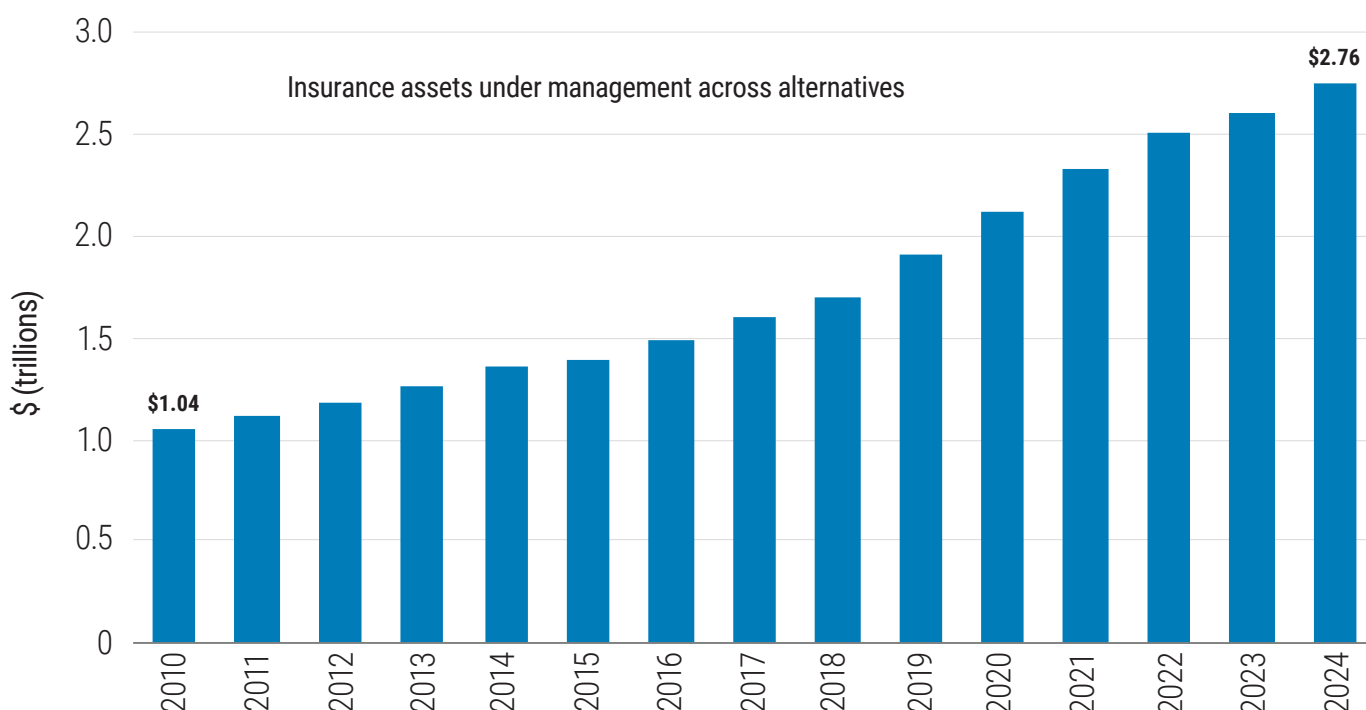
Conclusion

As private credit matures, it is no longer defined by the pursuit of access or the novelty of alternative lending. Today, it represents a multi-faceted arena offering exposure to diverse borrower profiles and deal structures. The blurring lines between public and private markets, the proliferation of asset types, and the growing influence of technical and structural factors have created a landscape rich with opportunity.

Success in this new era will depend less on being early and more on being discerning. Investors must be able to assess relative value, understand the nuances of different vehicles and structures, and respond nimbly to shifting market dynamics. The toolkit for pursuing returns is larger than ever, but so too is the need for rigorous analysis and active management.

Ultimately, private credit's coming of age will most likely favor investors who combine flexibility, discipline, and a keen eye for value. Those who can look beyond headline yields and embrace a more nuanced, strategic approach should be well-positioned to capture the market's rewards.

Figure 4: Increased demand for private credit from ratings-constrained investors



Sources: PIMCO, Bloomberg, Preqin, SNL U.S. statutory data as of 31 December 2024. Alternatives represent private asset-based securities, CLOs, private corporates, private high yield, mortgage loans, real estate, alternatives.

This material is being provided for informational purposes only and does not constitute an offer to sell or a solicitation of an offer to buy interests in a fund or any other PIMCO trading strategy or investment product. **Past performance is not a guarantee or a reliable indicator of future results.**

This material contains statements of opinion and belief. Any views expressed herein are those of PIMCO as of the date indicated, are based on information available to PIMCO as of such date, and may not have been updated to reflect real time market developments. Statements of opinion are subject to change, without notice, based on market and other conditions. No representation is made or assurance given that such views are correct. PIMCO has no duty or obligation to update the information contained herein.

Forecasts, estimates and certain information contained herein are based upon proprietary research and should not be interpreted as investment advice, as an offer or solicitation, nor as the purchase or sale of any financial instrument. Forecasts and estimates have certain inherent limitations, and unlike an actual performance record, do not reflect actual trading, liquidity constraints, fees, and/or other costs. In addition, references to future results should not be construed as an estimate or promise of results that a client portfolio may achieve.

The credit quality of a particular security or group of securities does not ensure the stability or safety of an overall portfolio. The quality ratings of individual issues/issuers are provided to indicate the credit-worthiness of such issues/issuer and generally range from AAA, Aaa, or AAA (highest) to D, C, or D (lowest) for S&P, Moody's, and Fitch respectively.

All investments contain risk and may lose value. Investing in the **bond market** is subject to risks, including market, interest rate, issuer, credit, inflation risk, and liquidity risk. The value of most bonds and bond strategies are impacted by changes in interest rates. Bonds and bond strategies with longer durations tend to be more sensitive and volatile than those with shorter durations; bond prices generally fall as interest rates rise, and low interest rate environments increase this risk. Reductions in bond counterparty capacity may contribute to decreased market liquidity and increased price volatility. Bond investments may be worth more or less than the original cost when redeemed. Investments in **asset-based lending and asset-backed instruments** are subject to a variety of risks that may adversely affect the performance and value of the investment. These risks include, but are not limited to, credit risk, liquidity risk, interest rate risk, operational risk, structural risk, sponsor risk, monoline wrapper risk, and other legal risks. Asset-backed securities across various asset classes may not achieve business objectives or generate returns, and their performance can be significantly impacted by fluctuations in interest rates. Investments in **residential and commercial mortgage loans**, as well as **commercial real estate debt**, are subject to risks that include prepayment, delinquency, foreclosure, risks of loss, servicing risks, and adverse regulatory developments. These risks may be heightened in the case of non-performing loans. Investments in **mortgage and asset-backed securities** are highly complex instruments that may be sensitive to changes in interest rates and are subject to early repayment risk. **Structured products**, such as collateralized debt obligations, are also highly complex instruments that typically involve a high degree of risk; the use of these instruments may involve derivative instruments that could result in losses exceeding the principal amount invested. **Private credit** involves investments in non-publicly traded securities, which may be subject to illiquidity risk. Portfolios that invest in private credit may be leveraged and may engage in speculative investment practices that increase the risk of investment loss. Additionally, investments in private credit may be subject to real estate-related risks, which include new regulatory or legislative developments, the attractiveness and location of properties, the financial condition of tenants, potential liability under environmental and other laws, as well as natural disasters and other factors beyond a manager's control. Investing in **banks and related entities** is a highly complex field subject to extensive regulation, and investments in such entities may give rise to control person liability and other risks. Investing in **distressed loans and bankrupt companies** is speculative, and the repayment of default obligations contains significant uncertainties. **High-yield, lower-rated securities** involve greater risk than higher-rated securities; portfolios that invest in them may be subject to greater levels of credit and liquidity risk than portfolios that do not. **Collateralized Loan Obligations (CLOs)** may involve a high degree of risk and are intended for sale to qualified investors only. Investors may lose some or all of their investment, and there may be periods during which no cash flow distributions are received. These investments are exposed to risks such as credit, default, liquidity, management, volatility, interest rate, and credit risk. Investments in **companies engaged in mergers, reorganizations or liquidations** may involve special risks as pending deals may not be completed on time or on favorable terms. **Management risk** is the risk that the investment techniques and risk analyses applied by an investment manager will not produce the desired results, and that certain policies or developments may affect the investment techniques available to the manager in connection with managing the strategy.

Statements concerning financial market trends or portfolio strategies are based on current market conditions, which will fluctuate. There is no guarantee that these investment strategies will work under all market conditions or are appropriate for all investors and each investor should evaluate their ability to invest for the long term, especially during periods of downturn in the market. Outlook and strategies are subject to change without notice.

Certain information contained herein concerning economic trends and/or data is based on or derived from information provided by independent third-party sources. PIMCO believes that the sources from which such information has been obtained are reliable; however, it cannot guarantee the accuracy of such information and has not independently verified the accuracy or completeness of such information or the assumptions on which such information is based.

This material contains the current opinions of the manager and such opinions are subject to change without notice. This material is distributed for informational purposes only and should not be considered as investment advice or a recommendation of any particular security, strategy or investment product. Information contained herein has been obtained from sources believed to be reliable, but not guaranteed.

PIMCO as a general matter provides services to qualified institutions, financial intermediaries and institutional investors. Individual investors should contact their own financial professional to determine the most appropriate investment options for their financial situation. This is not an offer to any person in any jurisdiction where unlawful or unauthorized. | **Pacific Investment Management Company LLC**, 650 Newport Center Drive, Newport Beach, CA 92660 is regulated by the United States Securities and Exchange Commission. | **PIMCO Europe Ltd (Company No. 2604517, 11 Baker Street, London W1U 3AH, United Kingdom)** is authorised and regulated by the Financial Conduct Authority (FCA) (12 Endeavour Square, London E20 1JN) in the UK. The services provided by PIMCO Europe Ltd are not available to retail investors, who should not rely on this communication but contact their financial adviser. Since PIMCO Europe Ltd services and products are provided exclusively to professional clients, the appropriateness of such is always affirmed. **PIMCO Europe GmbH (Company No. 192083, Seidlstr. 24-24a, 80335 Munich, Germany)** is authorized and regulated by the German Federal Financial Supervisory Authority (BaFin) (Marie-Curie-Str. 24-28, 60439 Frankfurt am Main) in Germany in accordance with Section 15 of the German Securities Institutions Act (WpIG). **PIMCO Europe GmbH Italian Branch (Company No. 10005170963, Via Turati nn. 25/27 (angolo via Cavalieri n. 4) 20121 Milano, Italy), PIMCO Europe GmbH Irish Branch (Company No. 909462, 57B Harcourt Street Dublin D02 F721, Ireland), PIMCO Europe GmbH UK Branch (Company No. FC037712, 11 Baker Street, London W1U 3AH, UK), PIMCO Europe GmbH Spanish Branch (N.I.F. W2765338E, Paseo de la Castellana 43, Oficina 05-11, 28046 Madrid, Spain), PIMCO Europe GmbH French Branch (Company No. 918745621 R.C.S. Paris, 50-52 Boulevard Haussmann, 75009 Paris, France) and PIMCO Europe GmbH (DIFC Branch) (Company No. 9613, Unit GD-GB-00-15-BC-05-0, Level 15, Gate Building, Dubai International Financial Centre, United Arab Emirates)** are additionally supervised by: (1) **Italian Branch: the Commissione Nazionale per le Società e la Borsa (CONSOB)** (Giovanni Battista Martini, 3 - 00198 Rome) in accordance with Article 27 of the Italian Consolidated Financial Act; (2) **Irish Branch: the Central Bank of Ireland** (New Wapping Street, North Wall Quay, Dublin 1 D01 F7X3) in accordance with Regulation 43 of the European Union (Markets in Financial Instruments) Regulations 2017, as amended; (3) **UK Branch: the Financial Conduct Authority (FCA)** (12 Endeavour Square, London E20 1JN); (4) **Spanish Branch: the Comisión Nacional del Mercado de Valores (CNMV)** (Edison, 4, 28006 Madrid) in accordance with obligations stipulated in articles 168 and 203 to 224, as well as obligations contained in Title V, Section I of the Law on the Securities Market (LSM) and in articles 111, 114 and 117 of Royal Decree 217/2008, respectively, (5) **French Branch: ACPR/Banque de France** (4 Place de Budapest, CS 92459, 75436 Paris Cedex 09) in accordance with Art. 35 of Directive 2014/65/EU on markets in financial instruments and under the surveillance of ACPR and AMF and (6) **DIFC Branch: Regulated by the Dubai Financial Services Authority ("DFS")** (Level 13, West Wing, The Gate, DIFC) in accordance with Art. 48 of the Regulatory Law 2004. The services provided by PIMCO Europe GmbH are available only to professional clients as defined in Section 67 para. 2 German Securities Trading Act (WpHG). They are not available to individual investors, who should not rely on this communication. According to Art. 56 of Regulation (EU) 565/2017, an investment company is entitled to assume that professional clients possess the necessary knowledge and experience to understand the risks associated with the relevant investment services or transactions. Since PIMCO Europe GmbH services and products are provided exclusively to professional clients, the appropriateness of such is always affirmed. **PIMCO (Schweiz) GmbH (registered in Switzerland, Company No. CH-020.4.038.582-2, Brandschenkestrasse 41 Zurich 8002, Switzerland)**. According to the Swiss Collective Investment Schemes Act of 23 June 2006 ("CISA"), an investment company is entitled to assume that professional clients possess the necessary knowledge and experience to understand the risks associated with the relevant investment services or transactions. Since PIMCO (Schweiz) GmbH services and products are provided exclusively to professional clients, the appropriateness of such is always affirmed. The services provided by PIMCO (Schweiz) GmbH are not available to retail investors, who should not rely on this communication but contact their financial adviser. **PIMCO Asia Pte Ltd** (8 Marina View, #30-01, Asia Square Tower 1, Singapore 018960, Registration No. 199804652K) is regulated by the Monetary Authority of Singapore as a holder of a capital markets services licence and an exempt financial adviser. The asset management services and investment products are not available to persons where provision of such services and products is unauthorised. | **PIMCO Asia Limited** (Suite 2201, 22nd Floor, Two International Finance Centre, No. 8 Finance Street, Central, Hong Kong) is licensed by the Securities and Futures Commission for Types 1, 4 and 9 regulated activities under the Securities and Futures Ordinance. **PIMCO Asia Limited** is registered as a cross-border discretionary investment manager with the Financial Supervisory Commission of Korea (Registration No. 08-02-307). The asset management services and investment products are not available to persons where provision of such services and products is unauthorised. | **PIMCO Investment Management (Shanghai) Limited**. Office address: Suite 7204, Shanghai Tower, 479 Lujiazui Ring Road, Pudong, Shanghai 200120, China (Unified social credit code: 91310115MA1K41MU72) is registered with Asset Management Association of China as Private Fund Manager (Registration No. P1071502, Type: Other). | **PIMCO Australia Pty Ltd** ABN 54 084 280 508, AFSL 246862. This publication has been prepared without taking into account the objectives, financial situation or needs of investors. Before making an investment decision, investors should obtain professional advice and consider whether the information contained herein is appropriate having regard to their objectives, financial situation and needs. To the extent it involves Pacific Investment Management Co LLC (PIMCO LLC) providing financial services to wholesale clients, PIMCO LLC is exempt from the requirement to hold an Australian financial services licence in respect of financial services provided to wholesale clients in Australia. PIMCO LLC is regulated by the Securities and Exchange Commission under US laws, which differ from Australian laws. | **PIMCO Japan Ltd**, Financial Instruments Business Registration Number is Director of Kanto Local Finance Bureau (Financial Instruments Firm) No. 382. PIMCO Japan Ltd is a member of Japan Investment Advisers Association, The Investment Trusts Association, Japan and Type II Financial Instruments Firms Association. All investments contain risk. There is no guarantee that the principal amount of the investment will be preserved, or that a certain return will be realized; the investment could suffer a loss. All profits and losses incur to the investor. The amounts, maximum amounts and calculation methodologies of each type of fee and expense and their total amounts will vary depending on the investment strategy, the status of investment performance, period of management and outstanding balance of assets and thus such fees and expenses cannot be set forth herein. | **PIMCO Taiwan Limited** is an independently operated and managed company. The reference number of business license of the company approved by the competent authority is (112) Jin Guan Tou Gu Xin Zi No. 015. The registered address of the company is 40F., No.68, Sec. 5, Zhongxiao East Rd., Xinyi District, Taipei City 110, Taiwan (R.O.C.), and the telephone number is +886 2 8729-5500. | **PIMCO Canada Corp.** (199 Bay Street, Suite 2050, Commerce Court Station, P.O. Box 363, Toronto, ON, M5L 1G2) services and products may only be available in certain provinces or territories of Canada and only through dealers authorized for that purpose. | **Note to Readers in Colombia:** This document is provided through the representative office of Pacific Investment Management Company LLC located at Carrera 7 No. 71-52 TB Piso 9, Bogota D.C. (Promoción y oferta de los negocios y servicios del mercado de valores por parte de Pacific Investment Management Company LLC, representada en Colombia.). **Note to Readers in Brazil:** PIMCO Latin America Administradora de Cartéiras Ltda. Av. Brg. Faria Lima, 3477 Itaim Bibi, São Paulo - SP 04538-132 Brazil. **Note to Readers in Argentina:** This document may be provided through the representative office of PIMCO Global Advisors LLC AVENIDA CORRIENTES, 299, Buenos Aires, Argentina. | No part of this publication may be reproduced in any form, or referred to in any other publication, without express written permission. PIMCO is a trademark of Allianz Asset Management of America LLC in the United States and throughout the world. ©2025, PIMCO.