

PIMCO INCOME FUND

# How do you find income without taking on too much risk?

PIMCO Income Fund seeks a prudent balance of yield and capital preservation to provide an attractive solution for income-oriented investors.

**IMPORTANT NOTICE**

Please note that the following contains the opinions of the manager as of the date noted, and may not have been updated to reflect real time market developments. All opinions are subject to change without notice.

Investment Products

Not FDIC Insured | May Lose Value | Not Bank Guaranteed

*This material is authorized for use only when preceded or accompanied by the current PIMCO funds prospectus or summary prospectus, if available.*

A company of **Allianz** 

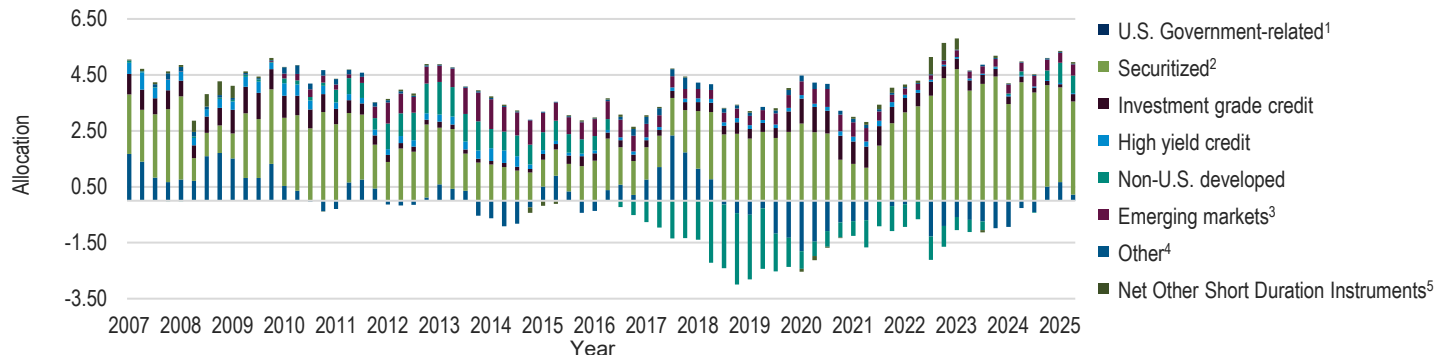
# Flexibility across a broad range of opportunities

With a broader opportunity set than many income strategies, which often focus on owning corporate bonds, PIMCO Income Fund has the flexibility to seek the most efficient and attractive sources of income across the global bond markets.

## AN EXPANSIVE RANGE OF OPPORTUNITIES

As demonstrated below, the fund can tactically shift portfolio allocations, moving to wherever we believe attractive risk-adjusted yields can be generated in complex and volatile investment environments.

### Strategy Allocation (Duration In Years)



Average annual returns as of 31 December 2025 (after fees)	1 yr.	3 yrs.	5 yrs.	10 yrs.	SI
Income Fund Class A (at NAV)	10.60	8.14	3.48	4.67	6.50
Income Fund Class A (at MOP)	6.45	6.78	2.69	4.27	6.29
Income Fund Class I-2 (at NAV)	10.93	8.46	3.79	4.99	6.83
Income Fund Class INST (at NAV)	11.04	8.57	3.89	5.09	6.93
Bloomberg U.S. Aggregate Index	7.30	4.66	-0.36	2.01	3.16
Lipper Multi-Sector Income Funds Avg.	7.53	6.84	2.16	3.74	

### 30-Day SEC Yield as of 31 December 2025

### Unsubsidized

PIMCO Income Fund Class A	4.21%
---------------------------	-------

### Distribution Yield as of 31 December 2025

PIMCO Income Fund Class A at NAV	5.33%
----------------------------------	-------

Source: PIMCO. Negative strategy allocations represent offsetting exposures, resulting from PIMCO's risk-hedging strategies.

*Performance quoted represents past performance. Past performance is no guarantee of future results. Investment return and the principal value of an investment will fluctuate. Shares may be worth more or less than original cost when redeemed. Current performance may be lower or higher than performance shown. For performance current to the most recent month-end, visit pimco.com. or by calling 888.87.PIMCO. The maximum offering price (MOP) returns take into account the Class A maximum initial sales charge of 3.75%.*

Certain Funds may offer a share class with an inception date which is different than the inception date of the Fund. For the periods prior to the inception date of a share class, performance information is based on the performance of the Fund's oldest class shares, adjusted to reflect the fees and expenses paid by that class of shares. Fund Inception: 30 March 2007. Share Class Inception: 30 March 2007 (Class A, INST) and 30 April 2008 (Class I-2).

Index and Lipper performance comparisons began on 30 March 2007. Performance assumes reinvestment of dividends and capital gains distributions. Taxes on distributions or redemptions have not been deducted. The Lipper, Inc. Lipper Average is based on total return, with distributions reinvested and operating expenses deducted, though not reflecting sales charges.

The Subsidized yield includes contractual expense reimbursements and it would be lower without those reimbursements. The Unsubsidized 30-Day SEC yield excludes contractual expense reimbursements. The 30-day SEC Yield is computed under an SEC standardized formula based on net income earned over the past 30 days. The distribution yield for monthly paying Funds is calculated by annualizing actual dividends distributed for the monthly period ended on the date shown and dividing by the net asset value on the last business day for the same period. The distribution yield for quarterly paying Funds is calculated by taking the average of the prior four quarterly distribution yields. The quarterly distribution yields are calculated by annualizing actual dividends distributed for the quarterly period ended on the most recent quarterly distribution date and dividing by the net asset value for the same date. The distribution yield for annual paying Funds is calculated by taking the annual distribution divided by the Fund's net asset value on ex-date. The yield is annualized if the Fund inception less than a year ago. The yield does not include long- or short-term capital gains distributions.

PIMCO Income Fund Class A Gross/Adjusted Expense Ratios are 0.94% / 0.90%. The Adjusted Expense Ratio excludes certain investment expenses, such as interest expense from borrowings and repurchase agreements and dividend expense from investments on short sales, incurred directly by the Fund or indirectly through the Fund's investments in underlying PIMCO Funds (if applicable), none of which are paid to PIMCO.

A Share Maximum Sales Charge (Load) 3.75%; A Share Maximum Deferred Sales Charge (Load) 1.00%. Class A shares are subject to an initial sales charge (as a percentage of offering price). A CDSC (as a percentage of the lower of the original purchase price or redemption price) may be imposed in certain circumstances on Class A shares that are purchased without an initial sales charge and then redeemed during the first 12 months after purchase.

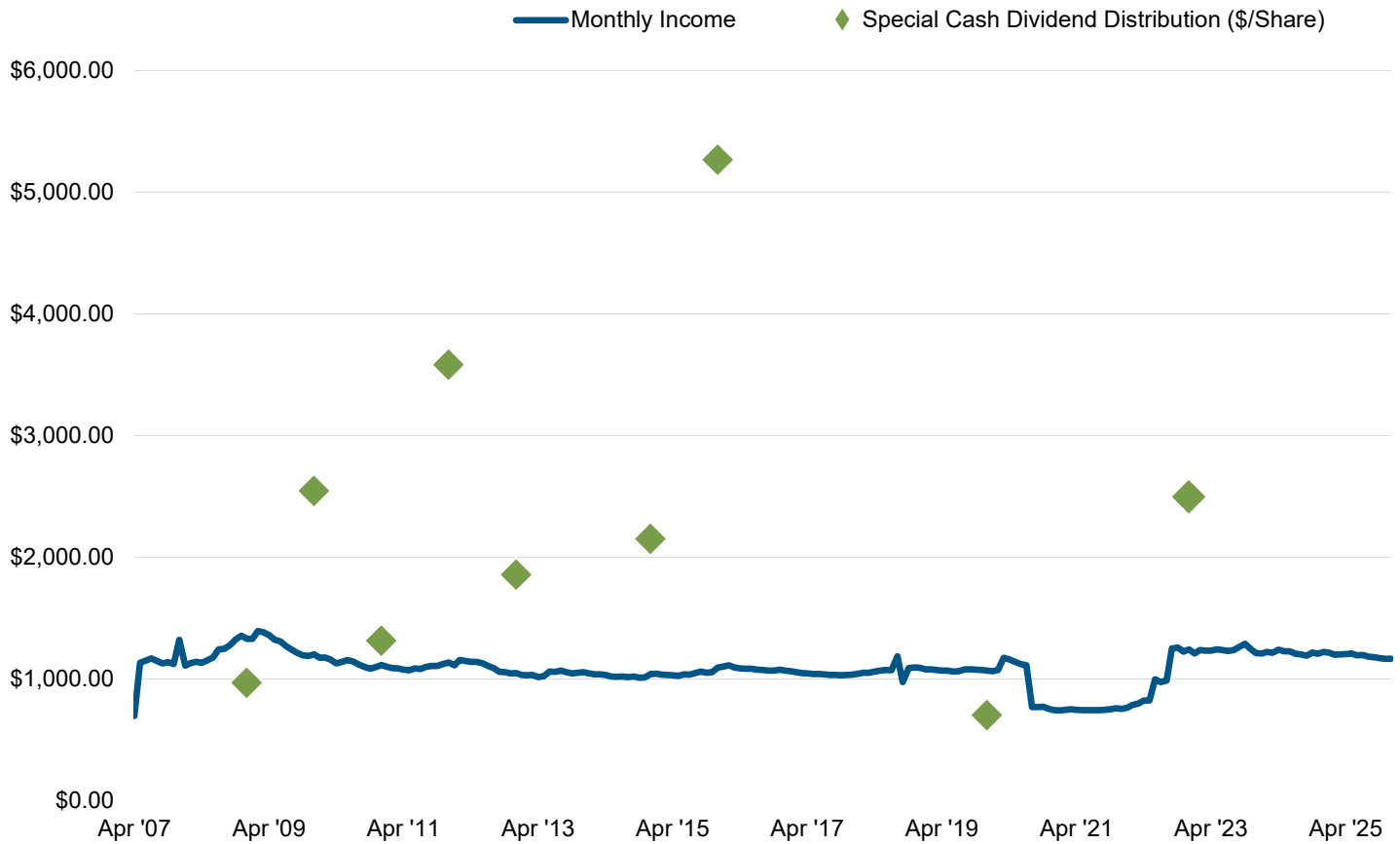
1. May include nominal and inflation-protected Treasuries, Treasury futures and options, agencies, FDIC-guaranteed and government-guaranteed corporate securities, and interest rate swaps.
2. The Securitized bucket will include Agency MBS, non-Agency MBS, CMBS, ABS, CDO, CLO, and Pooled Funds.
3. Short duration emerging markets instruments includes an emerging market security or other instrument economically tied to an emerging market country by country of risk with an effective duration less than one year and rated investment grade or higher or if unrated, determined to be similar quality by PIMCO. Emerging Markets includes the value of short duration emerging markets instruments previously reported in another category.
4. May include municipals, convertibles, preferreds, and yankee bonds.
5. Net Other Short Duration Instruments includes securities and other instruments (except those instruments tied to emerging markets by country of risk) with an effective duration less than one year and rated investment grade or higher or, if unrated, determined by PIMCO to be of comparable quality, commingled liquidity funds, uninvested cash, interest receivables, net unsettled trades, broker money, short duration derivatives and derivatives offsets. With respect to certain categories of short duration securities, the Adviser reserves the discretion to require a minimum credit rating higher than investment grade or take into account other pertinent factors for inclusion in this category. Derivatives Offsets includes offsets associated with investments in futures, swaps and other derivatives. Such offsets may be taken at the notional value of the derivative position.

# Targeting a high and consistent level of income...

The ability to capture diverse income sources, along with a distinct emphasis on risk management, including exhaustive credit research, constant portfolio evaluation and the full use of PIMCO’s proprietary analytics, has helped the fund deliver consistent monthly dividends throughout changing market conditions.

## STEADY INCOME OVER TIME

The chart below shows how a hypothetical investment of \$250,000 in PIMCO Income Fund Class A at its inception would have generated an average monthly income distribution of \$1,000



As of 31 December 2025. Source: PIMCO. Performance quoted represents past performance. Past performance is not a guarantee or a reliable indicator of future results. Investment return and the principal value of an investment will fluctuate. Shares may be worth more or less than original cost when redeemed. Current performance may be lower or higher than performance shown. For performance current to the most recent month-end, visit [PIMCO.com](http://PIMCO.com) or by calling 888.87.PIMCO.

The fund distributes income on a monthly basis. Distributions shown are for the final month of each quarter and are not representative of the sum total of three months’ distributions. Due to an administrative issue at one of our service providers, the Fund’s August distribution rate was higher than prior months in 2018. This led to a lower distribution rate in September 2018, with the average of the two months equaling a rate consistent with prior months’ distribution rates. While no assurances can be made in regard to future distribution rates, and distribution rates may be affected by numerous factors, the Fund generally aims to maintain a consistent level of dividend income.

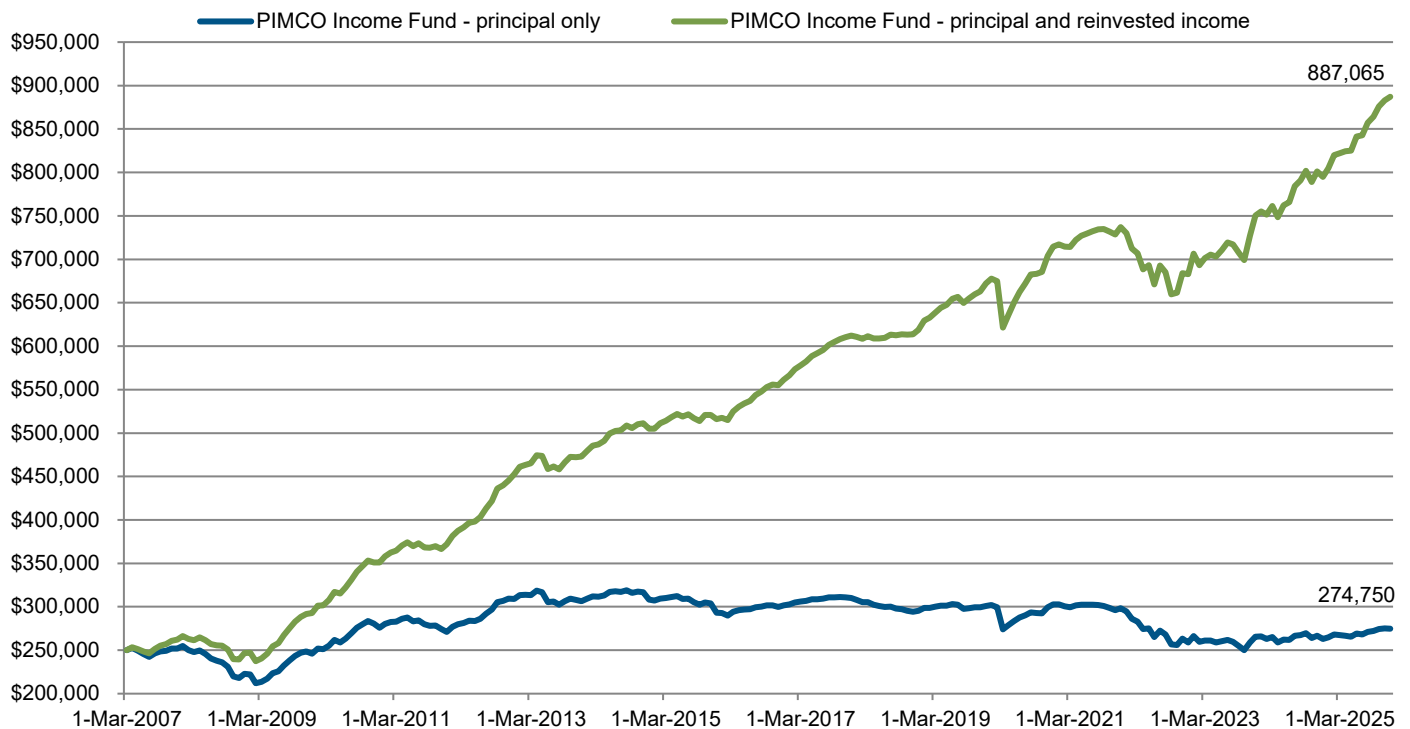
This chart does not include year-end capital gains distributions of \$2,060 in 2010, \$2,299 in 2011, \$1,839 in 2012, \$439 in 2013, \$715 in 2014, and \$265 in 2015. Year-end distributions have historically been derived from the fund’s net income and are not guaranteed. There were no supplemental year-end distributions in 2016 and 2017.

# ...and capital preservation

While PIMCO Income Fund's primary objective is to maximize current income, it also maintains a total return focus, meaning capital preservation and appreciation potential remain critical goals. For investors, this balance means the fund seeks out the highest possible income without sacrificing principal stability to get there.

## STRONG GROWTH OF PRINCIPAL AND INCOME

As shown below, that same hypothetical investment of \$250,000 in PIMCO Income Fund Class A at its inception would have grown to \$887,065 today.



As of 31 December 2025. Source: PIMCO. Performance quoted represents past performance. Past performance is not a guarantee or a reliable indicator of future results. Investment return and the principal value of an investment will fluctuate. Shares may be worth more or less than original cost when redeemed. Current performance may be lower or higher than performance shown. For performance current to the most recent month-end, visit [PIMCO.com](https://www.pimco.com) or by calling 888.87.PIMCO.

Growth of \$250,000 is calculated at NAV and assumes that all dividend and capital gain distributions were reinvested. It does not take into account sales charges or the effect of taxes. Results are not indicative of future performance.

# PIMCO Income Fund



## A SMART STRATEGY FOR TODAY'S MARKETS

Instead of stretching for yield, PIMCO Income Fund takes a prudent approach to pursuing high, sustainable distributions with limited volatility. We have achieved this by diversifying sources of income, taking a rigorous approach to risk management and employing the same innovative, top-down/bottom-up investment process that underpins all of PIMCO's portfolios.



Overall Morningstar Rating™ rated against 334 multi-sector bond funds based on risk-adjusted returns as of 31 December 2025.

Quarterly Morningstar Rating as of 31 December 2025 for Class A shares; other classes may have different performance characteristics. Overall rating for the multi-sector bond funds category. Fund ratings are out of 5 Stars: Overall 4 Stars out of 336 funds overall; 4 Stars out of 334 funds in the last three years, 4 Stars out of 302 funds in the last five years, and 4 Stars out of 209 funds in the last ten years. The Morningstar Rating™ for funds, or "star rating", is calculated for managed products (including mutual funds, variable annuity and variable life subaccounts, exchange-traded funds, closed-end funds, and separate accounts) with at least a three-year history. Exchange-traded funds and open-ended mutual funds are considered a single population for comparative purposes. It is calculated based on a Morningstar Risk-Adjusted Return measure that accounts for variation in a managed product's monthly excess performance, placing more emphasis on downward variations and rewarding consistent performance. The Morningstar Rating does not include any adjustment for sales loads. The top 10% of products in each product category receive 5 Stars, the next 22.5% receive 4 Stars, the next 35% receive 3 Stars, the next 22.5% receive 2 Stars, and the bottom 10% receive 1 Star. The Overall Morningstar Rating for a managed product is derived from a weighted average of the performance figures associated with its three-, five-, and 10-year (if applicable) Morningstar Rating metrics. The weights are: 100% three-year rating for 36-59 months of total returns, 60% five-year rating/40% three-year rating for 60-119 months of total returns, and 50% 10-year rating/30% five-year rating/20% three-year rating for 120 or more months of total returns. While the 10-year overall star rating formula seems to give the most weight to the 10-year period, the most recent three-year period actually has the greatest impact because it is included in all three rating periods. A rating is not a recommendation to buy, sell or hold a fund. © 2026 Morningstar, Inc. All rights reserved. The information contained herein: (1) is proprietary to Morningstar and/or its affiliates; (2) may not be copied or distributed; (3) is not warranted to be accurate, complete or timely. Neither Morningstar nor its content providers are responsible for any damages or losses arising from any use of this information. **Past performance is no guarantee of future results.**

## PIMCO INCOME FUND SYMBOLS

Class A	Class C	Class I-2	Class I-3	Class R	Class Inst.	Class Admin
PONAX	PONCX	PONPX	PIPNX	PONRX	PIMIX	PIINX

## FOR MORE INFORMATION

For more information about PIMCO Income Fund or other PIMCO products, talk to your investment professional, visit [pimco.com](http://pimco.com) or call us at 888.87.PIMCO.

The Fund's Gross/Adjusted Expense Ratios for the A, I2, and Institutional share classes are 0.94% / 0.90%, 0.64% / 0.60%, and 0.54% / 0.50%, respectively. The Adjusted Expense Ratio excludes certain investment expenses, such as interest expense from borrowings and repurchase agreements and dividend expense from investments on short sales, incurred directly by the Fund or indirectly through the Fund's investments in underlying PIMCO Funds (if applicable), none of which are paid to PIMCO.

The performance figures presented reflect the total return performance and reflect changes in share price and reinvestment of dividend and capital gain distributions. All periods longer than one year are annualized. Periods less than one year are cumulative.

Investments made by a fund and the results achieved by a fund are not expected to be the same as those made by any other PIMCO-advised fund, including those with a similar name, investment objective or policies. A new or smaller fund's performance may not represent how the Fund is expected to or may perform in the long-term. New funds have limited operating histories for investors to evaluate and new and smaller funds may not attract sufficient assets to achieve investment and trading efficiencies. A fund may be forced to sell a comparatively large portion of its portfolio to meet significant shareholder redemptions for cash, or hold a comparatively large portion of its portfolio in cash due to significant share purchases for cash, in each case when the Fund otherwise would not seek to do so, which may adversely affect performance.

Differences in the Fund's performance versus the index and related attribution information with respect to particular categories of securities or individual positions may be attributable, in part, to differences in the pricing methodologies used by the Fund and the index.

It is important to note that differences exist between the Fund's daily internal accounting records, the Fund's financial statements prepared in accordance with U.S. GAAP, and recordkeeping practices under income tax regulations. It is possible that the Fund may not issue a Section 19 Notice in situations where the Fund's financial statements prepared later and in accordance with U.S. GAAP or the final tax character of those distributions might later report that the sources of those distributions included capital gains and/or a return of capital. Please see the Fund's most recent shareholder report for more details.

Although the Fund may seek to maintain stable distributions, the Fund's distribution rates may be affected by numerous factors, including but not limited to changes in realized and projected market returns, fluctuations in market interest rates, Fund performance, and other factors. There can be no assurance that a change in market conditions or other factors will not result in a change in the Fund's distribution rate or that the rate will be sustainable in the future.

For instance, during periods of low or declining interest rates, the Fund's distributable income and dividend levels may decline for many reasons. For example, the Fund may have to deploy uninvested assets (whether from purchases of Fund shares, proceeds from matured, traded or called debt obligations or other sources) in new, lower yielding instruments. Additionally, payments from certain instruments that may be held by the Fund (such as variable and floating rate securities) may be negatively impacted by declining interest rates, which may also lead to a decline in the Fund's distributable income and dividend levels.

There is no assurance that any fund, including any fund that has experienced **high or unusual performance** for one or more periods, will experience similar levels of performance in the future. High performance is defined as a significant increase in either 1) a fund's total return in excess of that of the fund's benchmark between reporting periods or 2) a fund's total return in excess of the fund's historical returns between reporting periods. Unusual performance is defined as a significant change in a fund's performance as compared to one or more previous reporting periods.

**A word about risk:** Investing in the **bond market** is subject to risks, including market, interest rate, issuer, credit, inflation risk, and liquidity risk. The value of most bonds and bond strategies are impacted by changes in interest rates. Bonds and bond strategies with longer durations tend to be more sensitive and volatile than those with shorter durations; bond prices generally fall as interest rates rise, and low interest rate environments increase this risk. Reductions in bond counterparty capacity may contribute to decreased market liquidity and increased price volatility. Bond investments may be worth more or less than the original cost when redeemed. Investing in **foreign denominated and/or domiciled securities** may involve heightened risk due to currency fluctuations, and economic and political risks, which may be enhanced in emerging markets. **Mortgage and asset-backed securities** may be sensitive to changes in interest rates, subject to early repayment risk, and their value may fluctuate in response to the market's perception of issuer creditworthiness; while generally supported by some form of government or private guarantee there is no assurance that private guarantors will meet their obligations. **High-yield, lower-rated, securities** involve greater risk than higher-rated securities; portfolios that invest in them may be subject to greater levels of credit and liquidity risk than portfolios that do not. **Equities** may decline in value due to both real and perceived general market, economic, and industry conditions. **Derivatives** may involve certain costs and risks such as liquidity, interest rate, market, credit, management and the risk that a position could not be closed when most advantageous. Investing in derivatives could lose more than the amount invested. **Diversification** does not ensure against loss.

The **Bloomberg U.S. Aggregate Index** represents securities that are SEC-registered, taxable and dollar-denominated. The index covers the U.S. investment grade fixed rate bond market, with index components for government and corporate securities, mortgage pass-through securities and asset-backed securities. These major sectors are subdivided into more specific indexes that are calculated and reported on a regular basis. It is not possible to invest directly in an unmanaged index. The **Lipper Multi-Sector Income Funds Average** is a total return performance average of funds tracked by Lipper, Inc. that seeks current income by allocating assets among several different fixed income securities sectors (with no more than 65% in any one sector except for defensive purposes), including U.S. government and foreign governments, with a significant portion of assets in securities rated below investment grade.

Portfolio structure is subject to change without notice and may not be representative of current or future allocations.

The minimum initial investment for Institutional and I-2 class shares is \$1 million; however, it may be modified for certain financial intermediaries who submit trades on behalf of eligible investors. In addition, some share classes may not be offered at all firms. Please check with your individual firm for availability.

PIMCO as a general matter provides services to qualified institutions, financial intermediaries and institutional investors. Individual investors should contact their own financial professional to determine the most appropriate investment options for their financial situation. This material contains the current opinions of the manager and such opinions are subject to change without notice. This material has been distributed for informational purposes only and should not be considered as investment advice or a recommendation of any particular security, strategy or investment product. Information contained herein has been obtained from sources believed to be reliable, but not guaranteed. No part of this material may be reproduced in any form, or referred to in any other publication, without express written permission. PIMCO is a trademark of Allianz Asset Management of America LLC in the United States and throughout the world. ©2026, PIMCO.

**PIMCO Investments LLC**, distributor, 1633 Broadway, New York, NY 10019, is a company of PIMCO.



**SUMMARY PROSPECTUS**

August 1, 2025

Share Class:	Inst	I-2	I-3	Admin	A	C	R
Ticker:	PIMIX	PONPX	PIPNX	PIINX	PONAX	PONCX	PONRX

Before you invest, you may want to review the Fund’s prospectus, which, as supplemented, contains more information about the Fund and its risks. You can find the Fund’s prospectus, reports to shareholders and other information about the Fund online at <http://investments.pimco.com/prospectuses>. You can also get this information at no cost by calling 888.87.PIMCO or by sending an email request to [piprocess@sscinc.com](mailto:piprocess@sscinc.com). The Fund’s prospectus and Statement of Additional Information, both dated August 1, 2025, as supplemented, are incorporated by reference into this Summary Prospectus.

**Investment Objective**

The Fund’s primary investment objective is to maximize current income. Long-term capital appreciation is a secondary objective.

**Fees and Expenses of the Fund**

This table describes the fees and expenses that you may pay if you buy, hold and sell shares of the Fund. You may pay other fees, such as brokerage commissions and other fees to financial intermediaries, which are not reflected in the table and example below. You may qualify for sales charge discounts if you and your family invest, or agree to invest in the future, at least \$100,000 in Class A shares of eligible funds offered by PIMCO Equity Series and PIMCO Funds. More information about these and other discounts is available in the “Classes of Shares” section on page 69 of the Fund’s prospectus, Appendix B to the Fund’s prospectus (Financial Firm-Specific Sales Charge Waivers and Discounts) or from your financial professional.

**Shareholder Fees (fees paid directly from your investment):**

	Inst Class	I-2	I-3	Admin Class	Class A	Class C	Class R
Maximum Sales Charge (Load) Imposed on Purchases (as a percentage of offering price)	None	None	None	None	3.75%	None	None
Maximum Deferred Sales Charge (Load) (as a percentage of the lower of the original purchase price or redemption price)	None	None	None	None	1.00%	1.00%	None

**Annual Fund Operating Expenses (expenses that you pay each year as a percentage of the value of your investment):**

	Inst Class	I-2	I-3	Admin Class	Class A	Class C	Class R
Management Fees	0.50%	0.60%	0.70%	0.50%	0.65%	0.65%	0.65%
Distribution and/or Service (12b-1) Fees	N/A	N/A	N/A	0.25%	0.25%	1.00%	0.50%
Other Expenses <sup>(1)</sup>	0.04%	0.04%	0.04%	0.04%	0.04%	0.04%	0.04%
<b>Total Annual Fund Operating Expenses</b>	<b>0.54%</b>	<b>0.64%</b>	<b>0.74%</b>	<b>0.79%</b>	<b>0.94%</b>	<b>1.69%</b>	<b>1.19%</b>
Fee Waiver and/or Expense Reimbursement <sup>(2)</sup>	N/A	N/A	(0.05%)	N/A	N/A	N/A	N/A
<b>Total Annual Fund Operating Expenses After Fee Waiver and/or Expense Reimbursement</b>	<b>0.54%</b>	<b>0.64%</b>	<b>0.69%</b>	<b>0.79%</b>	<b>0.94%</b>	<b>1.69%</b>	<b>1.19%</b>

<sup>1</sup> “Other Expenses” include interest expense of 0.04%. Interest expense is borne by the Fund separately from the management fees paid to Pacific Investment Management Company LLC (“PIMCO”). Excluding interest expense, Total Annual Fund Operating Expenses After Fee Waiver and/or Expense Reimbursement are 0.50%, 0.60%, 0.65%, 0.75%, 0.90%, 1.65% and 1.15% for Institutional Class, I-2, I-3, Administrative Class, Class A, Class C and Class R shares, respectively.

<sup>2</sup> PIMCO has contractually agreed, through July 31, 2026, to reduce its supervisory and administrative fee for the Fund’s I-3 shares by 0.05% of the average daily net assets attributable to I-3 shares of the Fund. This Fee Waiver Agreement renews annually unless terminated by PIMCO upon at least 30 days’ prior notice to the end of the contract term.

**Example.** The Example is intended to help you compare the cost of investing in Institutional Class, I-2, I-3, Administrative Class, Class A, Class C or Class R shares of the Fund with the costs of investing in other mutual funds. The Example assumes that you invest \$10,000 in the noted class of shares for the time periods indicated, and then hold or redeem all your shares at the end of those periods. The Example also assumes that your investment has a 5% return each year and that the Fund’s operating expenses remain the same. Although your actual costs may be higher or lower, based on these assumptions your costs would be:

**If you redeem your shares at the end of each period:**

	1 Year	3 Years	5 Years	10 Years
Institutional Class	\$55	\$173	\$302	\$677
I-2	\$65	\$205	\$357	\$798
I-3	\$70	\$232	\$407	\$914
Administrative Class	\$81	\$252	\$439	\$978
Class A	\$467	\$663	\$876	\$1,486
Class C	\$272	\$533	\$918	\$1,799
Class R	\$121	\$378	\$654	\$1,443

**If you do not redeem your shares:**

	1 Year	3 Years	5 Years	10 Years
Class A	\$467	\$663	\$876	\$1,486
Class C	\$172	\$533	\$918	\$1,799

# PIMCO Income Fund

---

## Portfolio Turnover

The Fund pays transaction costs when it buys and sells securities (or “turns over” its portfolio). A higher portfolio turnover rate may indicate higher transaction costs and may result in higher taxes when Fund shares are held in a taxable account. These costs, which are not reflected in the Annual Fund Operating Expenses or in the Example tables, affect the Fund’s performance. During the most recent fiscal year, the Fund’s portfolio turnover rate was 711% of the average value of its portfolio.

## Principal Investment Strategies

The Fund seeks to achieve its investment objectives by investing under normal circumstances at least 65% of its total assets in a multi-sector portfolio of Fixed Income Instruments of varying maturities, which may be represented by forwards or derivatives such as options, futures contracts or swap agreements. “Fixed Income Instruments” include bonds, debt securities and other similar instruments issued by various U.S. and non-U.S. public- or private-sector entities. The Fund will seek to maintain a high and consistent level of dividend income by investing in a broad array of fixed income sectors and utilizing income efficient implementation strategies. The capital appreciation sought by the Fund generally arises from decreases in interest rates or improving credit fundamentals for a particular sector or security.

The Fund will generally allocate its assets among several investment sectors, without limitation, which may include: (i) high yield securities (“junk bonds”) and investment grade corporate bonds of issuers located in the United States and non-U.S. countries, including emerging market countries; (ii) fixed income securities issued by U.S. and non-U.S. governments (including emerging market governments), their agencies and instrumentalities; (iii) mortgage-related and other asset backed securities; and (iv) foreign currencies, including those of emerging market countries. However, the Fund is not required to gain exposure to any one investment sector, and the Fund’s exposure to any one investment sector will vary over time. The average portfolio duration of this Fund normally varies from zero to eight years based on Pacific Investment Management Company LLC’s (“PIMCO”) market forecasts. Duration is a measure used to determine the sensitivity of a security’s price to changes in interest rates. The longer a security’s duration, the more sensitive it will be to changes in interest rates.

The Fund may invest up to 50% of its total assets in high yield securities rated below investment grade by Moody’s Ratings (“Moody’s”), Standard & Poor’s Ratings Services (“S&P”) or Fitch Ratings, Inc. (“Fitch”), or if unrated, as determined by PIMCO (except such 50% limitation shall not apply to the Fund’s investments in mortgage- and asset-backed securities). In the event that ratings services assign different ratings to the same security, PIMCO will use the highest rating as the credit rating for that security. In addition, the Fund may invest, without limitation, in securities denominated in foreign currencies. The Fund may invest up to 20% of its total assets in securities and instruments that are economically tied to emerging market countries (this limitation does not apply to investment grade sovereign debt denominated in the local currency with less than 1 year remaining to

maturity, which means the Fund may invest in such instruments without limitation subject to any applicable legal or regulatory limitation). The Fund will normally limit its net foreign currency exposure (from non-U.S. dollar-denominated securities or currencies) to 20% of its total assets.

The Fund may invest, without limitation, in derivative instruments, such as options, futures contracts or swap agreements, or in mortgage- or asset-backed securities, subject to applicable law and any other restrictions described in the Fund’s prospectus or Statement of Additional Information. The Fund may purchase or sell securities on a when-issued, delayed delivery or forward commitment basis and may engage in short sales. The Fund may, without limitation, seek to obtain market exposure to the securities in which it primarily invests by entering into a series of purchase and sale contracts or by using other investment techniques (such as buy backs or dollar rolls). The Fund may also invest in contingent convertible securities and up to 10% of its total assets in preferred securities.

## Principal Risks

It is possible to lose money on an investment in the Fund. The principal risks of investing in the Fund, which could adversely affect its net asset value, yield and total return, are listed below.

**Interest Rate Risk:** the risk that fixed income securities will fluctuate in value because of a change in interest rates; a fund with a longer average portfolio duration will be more sensitive to changes in interest rates than a fund with a shorter average portfolio duration. Factors such as government policy, inflation, the economy, and market for bonds can impact interest rates and yields

**Call Risk:** the risk that an issuer may exercise its right to redeem a fixed income security earlier than expected (a call). Issuers may call outstanding securities prior to their maturity for a number of reasons including declining interest rates, changes in credit spreads and improvements in the issuer’s credit quality. If an issuer calls a security that the Fund has invested in, the Fund may not recoup the full amount of its initial investment or may not realize the full anticipated earnings from the investment and may be forced to reinvest in lower-yielding securities, securities with greater credit risks or securities with other, less favorable features

**Credit Risk:** the risk that the Fund could experience losses if the issuer or guarantor of a fixed income security, or the counterparty to a derivative contract, or the issuer or guarantor of collateral, is unable or unwilling, or is perceived (whether by market participants, rating agencies, pricing services or otherwise) as unable or unwilling, to meet its financial obligations

**High Yield Risk:** the risk that high yield securities and unrated securities of similar credit quality (commonly known as “junk bonds”) are subject to greater levels of market, credit, call and liquidity risks. High yield securities are considered primarily speculative by rating agencies with respect to the issuer’s continuing ability to make principal and interest payments, and their values may be more volatile than higher-rated securities of similar maturity



**Market Risk:** the risk that the value of securities owned by the Fund may go up or down, sometimes rapidly or unpredictably, due to factors affecting securities markets generally or particular industries

**Issuer Risk:** the risk that the value of a security may decline for reasons related to the issuer, such as management performance, changes in financial condition or credit rating, financial leverage, reputation or reduced demand for the issuer's goods or services

**Liquidity Risk:** the risk that a particular investment may be difficult to purchase or sell and that the Fund may be unable to sell investments at an advantageous time or price or achieve its desired level of exposure to a certain sector. Liquidity risk may result from the lack of an active market, reduced number and capacity of traditional market participants to make a market in fixed income securities, and may be magnified in a rising interest rate environment or other circumstances where investor redemptions from fixed income funds may be higher than normal, causing increased supply in the market due to selling activity

**Derivatives Risk:** the risk of investing in derivative instruments (such as forwards, futures, options, swaps and structured securities) and other similar investments, including leverage, liquidity, interest rate, market, counterparty (including credit), operational, legal and management risks, and valuation complexity. Changes in the value of a derivative or other similar investment may not correlate perfectly with, and may be more sensitive to market events than, the underlying asset, rate or index, and the Fund could lose more than the initial amount invested. Changes in the value of a derivative or other similar instrument may also create margin delivery or settlement payment obligations for the Fund. The Fund's use of derivatives or other similar investments may result in losses to the Fund, a reduction in the Fund's returns and/or increased volatility. Non-centrally-cleared over-the-counter ("OTC") derivatives or other similar investments are also subject to the risk that a counterparty to the transaction will not fulfill its contractual obligations to the other party, as many of the protections afforded to centrally-cleared derivative transactions might not be available for non-centrally cleared OTC derivatives or other similar investments. The primary credit risk on derivatives or other similar investments that are exchange-traded or traded through a central clearing counterparty resides with the Fund's clearing broker or the clearinghouse. Changes in regulation relating to a registered fund's use of derivatives and related instruments could potentially limit or impact the Fund's ability to invest in derivatives, limit the Fund's ability to employ certain strategies that use derivatives or other similar investments and/or adversely affect the value of derivatives or other similar investments and the Fund's performance

**Equity Risk:** the risk that the value of equity or equity-related securities, such as common stocks and preferred securities, may decline due to general market conditions which are not specifically related to a particular company or to factors affecting a particular industry or industries. Equity or equity-related securities generally have greater price volatility than fixed income securities. In addition, preferred securities may be subject to greater credit risk or other risks, such as

risks related to deferred and omitted distributions, limited voting rights, liquidity, interest rates, regulatory changes and special redemption rights

**Mortgage-Related and Other Asset-Backed Securities Risk:** the risks of investing in mortgage-related and other asset-backed securities, including interest rate risk, extension risk, prepayment risk and credit risk. The Fund may invest in any tranche of mortgage-related and other asset-backed securities, including junior and/or equity tranches (to the extent consistent with the Fund's guidelines), which generally carry higher levels of the foregoing risks

**Foreign (Non-U.S.) Investment Risk:** the risk that investing in foreign (non-U.S.) securities may result in the Fund experiencing more rapid and extreme changes in value than a fund that invests exclusively in securities of U.S. companies, due to smaller markets, differing reporting, accounting, corporate governance and auditing standards, increased risk of delayed settlement of portfolio transactions or loss of certificates of portfolio securities, and the risk of unfavorable U.S. or foreign government actions, including nationalization, expropriation or confiscatory taxation, currency blockage, political changes, diplomatic developments, trade restrictions (including tariffs) or the imposition of sanctions and other similar measures. Foreign securities may also be less liquid and more difficult to value than securities of U.S. issuers

**Emerging Markets Risk:** the risk of investing in emerging market securities, primarily increased foreign (non-U.S.) investment risk

**Sovereign Debt Risk:** the risk that investments in fixed income instruments issued by sovereign entities may decline in value as a result of default or other adverse credit event resulting from an issuer's inability or unwillingness to make principal or interest payments in a timely fashion

**Currency Risk:** the risk that foreign (non-U.S.) currencies will change in value relative to the U.S. dollar and affect the Fund's investments in foreign (non-U.S.) currencies or in securities that trade in, and receive revenues in, or in derivatives that provide exposure to, foreign (non-U.S.) currencies

**Leveraging Risk:** the risk that certain transactions of the Fund, such as reverse repurchase agreements, loans of portfolio securities, and the use of when-issued, delayed delivery or forward commitment transactions, or derivative instruments, may give rise to leverage, magnifying gains and losses and causing the Fund to be more volatile than if it had not been leveraged. This means that leverage entails a heightened risk of loss. The use of leverage may also increase the Fund's sensitivity to interest rate risks

**Management Risk:** the risk that the investment techniques and risk analyses applied by PIMCO will not produce the desired results and that actual or potential conflicts of interest, legislative, regulatory or tax restrictions, policies or developments may affect the investment techniques available to PIMCO and the individual portfolio managers in connection with managing the Fund and may cause PIMCO to restrict or prohibit participation in certain investments. There is no guarantee that the investment objective of the Fund will be achieved

# PIMCO Income Fund

**Short Exposure Risk:** the risk of entering into short sales or other short positions, including the potential loss of more money than the actual cost of the investment, and the risk that the third party to the short sale or other short position will not fulfill its contractual obligations, causing a loss to the Fund

**Distribution Rate Risk:** the risk that the Fund's distribution rate may change unexpectedly as a result of numerous factors, including changes in realized and projected market returns, fluctuations in market interest rates, Fund performance and other factors

**Contingent Convertible Securities Risk:** the risks of investing in contingent convertible securities, including the risk that interest payments will be cancelled by the issuer or a regulatory authority, the risk of ranking junior to other creditors in the event of a liquidation or other bankruptcy-related event as a result of holding subordinated debt, the risk of the Fund's investment becoming further subordinated as a result of conversion from debt to equity, the risk of the Fund's investment receiving less favorable treatment than equity of the issuer in certain situations, such as during financial distress or regulatory intervention, the risk that principal amount due can be written down to a lesser amount (including potentially to zero), and the general risks applicable to fixed income investments, including interest rate risk, credit risk, market risk and liquidity risk, any of which could result in losses to the Fund

**Turnover Risk:** the risk that high levels of portfolio turnover may increase transaction costs and taxes and may lower investment performance

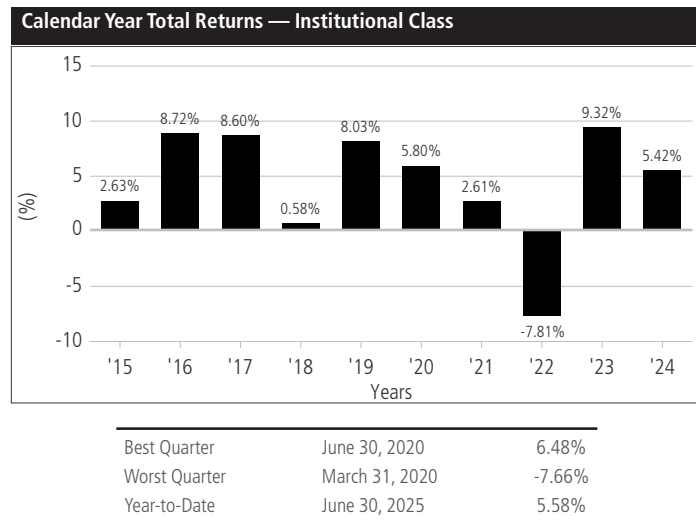
Please see "Description of Principal Risks" in the Fund's prospectus for a more detailed description of the risks of investing in the Fund. An investment in the Fund is not a deposit of a bank and is not insured or guaranteed by the Federal Deposit Insurance Corporation or any other government agency.

## Performance Information

The performance information shows summary performance information for the Fund in a bar chart and an Average Annual Total Returns table. The information provides some indication of the risks of investing in the Fund by showing changes in its performance from year to year and by showing how the Fund's average annual returns compare with the returns of certain indexes. Absent any applicable fee waivers and/or expense limitations, performance would have been lower. The bar chart shows performance of the Fund's Institutional Class shares. For periods prior to the inception date of I-3 shares (April 27, 2018), performance information shown in the table for that class is based on the performance of the Fund's Institutional Class shares, adjusted to reflect the fees and expenses paid by that class of shares. Performance for Class A and Class C shares in the Average Annual Total Returns table reflects the impact of sales charges. *The Fund's past performance, before and after taxes, is not necessarily an indication of how the Fund will perform in the future.*

In addition to the Fund's performance, the Average Annual Total Returns table includes performance of a broad-based securities market index (i.e., a regulatory index). It is not possible to invest directly in an unmanaged index. The Fund's regulatory index is the Bloomberg U.S. Aggregate Index. The Fund's regulatory index is shown in connection with certain regulatory requirements to provide a broad measure of market performance. The Bloomberg U.S. Aggregate Index represents securities that are SEC-registered, taxable and dollar denominated. The index covers the U.S. investment grade fixed rate bond market, with index components for government and corporate securities, mortgage pass-through securities and asset-backed securities. These major sectors are subdivided into more specific indices that are calculated and reported on a regular basis.

Performance for the Fund is updated daily and quarterly and may be obtained as follows: daily and quarterly updates on the net asset value and performance page at <https://www.pimco.com/en-us/product-finder>.



## Average Annual Total Returns (for periods ended 12/31/24)

	1 Year	5 Years	10 Years
Institutional Class Return Before Taxes	5.42%	2.89%	4.27%
Institutional Class Return After Taxes on Distributions <sup>(1)</sup>	2.79%	0.60%	1.80%
Institutional Class Return After Taxes on Distributions and Sales of Fund Shares <sup>(1)</sup>	3.18%	1.21%	2.16%
I-2 Return Before Taxes	5.31%	2.79%	4.16%
I-3 Return Before Taxes	5.26%	2.74%	4.09%
Administrative Class Return Before Taxes	5.16%	2.64%	4.01%
Class A Return Before Taxes	1.10%	1.70%	3.45%
Class C Return Before Taxes	3.23%	1.72%	3.08%
Class R Return Before Taxes	4.74%	2.23%	3.59%
Bloomberg U.S. Aggregate Index (reflects no deductions for fees, expenses or taxes)	1.25%	-0.33%	1.35%

<sup>1</sup> After-tax returns are calculated using the highest historical individual federal marginal income tax rates and do not reflect the impact of state and local taxes. Actual after-tax returns depend on an investor's tax situation and may differ from those shown, and the after-tax returns shown are not relevant to investors who hold their Fund shares through tax-deferred arrangements, such as 401(k) plans or individual retirement accounts. In some cases the return after taxes may exceed the return before taxes due

to an assumed tax benefit from any losses on a sale of Fund shares at the end of the measurement period. After-tax returns are for Institutional Class shares only. After-tax returns for other classes will vary.

## Investment Adviser/Portfolio Managers



PIMCO serves as the investment adviser for the Fund. The Fund's portfolio is jointly and primarily managed by Daniel J. Ivascyn, Alfred

Murata and Joshua Anderson. Mr. Ivascyn is Group Chief Investment Officer and Managing Director of PIMCO. Messrs. Murata and Anderson are Managing Directors of PIMCO. Mr. Ivascyn has managed the Fund since its inception in March 2007. Mr. Murata has managed the Fund since March 2013. Mr. Anderson has managed the Fund since July 2018.

## Purchase and Sale of Fund Shares

Fund shares may be purchased or sold (redeemed) on any business day (normally any day when the New York Stock Exchange ("NYSE") is open). Generally, purchase and redemption orders for Fund shares are processed at the net asset value next calculated after an order is received by the Fund.

## Institutional Class, I-2, I-3 and Administrative Class

The minimum initial investment for Institutional Class, I-2, I-3 and Administrative Class shares of the Fund is \$1 million, except that the minimum initial investment may be modified for certain financial firms that submit orders on behalf of their customers.

You may sell (redeem) all or part of your Institutional Class, I-2, I-3 and Administrative Class shares of the Fund on any business day. If you are the registered owner of the shares on the books of the Fund, depending on the elections made on the Account Application, you may sell by:

- Sending a written request by regular mail to:  
PIMCO Funds  
P.O. Box 219024, Kansas City, MO 64121-9024  
or by overnight mail to:  
PIMCO Funds c/o SS&C Global Investor and Distribution Solutions, Inc.  
801 Pennsylvania Avenue, STE 219024, Kansas City, MO 64105-1307
- Calling us at 1.888.87.PIMCO and a Shareholder Services associate will assist you
- Sending a fax to our Shareholder Services department at 816.421.2861
- Sending an e-mail to [piprocess@sscinc.com](mailto:piprocess@sscinc.com)

## Class A, Class C and Class R

The minimum initial investment for Class A and Class C shares of the Fund is \$1,000. The minimum subsequent investment for Class A and Class C shares is \$50. The minimum initial investment may be modified for certain financial firms that submit orders on behalf of their

customers. You may purchase or sell (redeem) all or part of your Class A and Class C shares through a broker-dealer, or other financial firm, or, if you are the registered owner of the shares on the books of the Fund, by regular mail to PIMCO Funds, P.O. Box 219294, Kansas City, MO 64121-9294 or overnight mail to PIMCO Funds, c/o SS&C Global Investor and Distribution Solutions, Inc., 801 Pennsylvania Avenue, STE 219294, Kansas City, MO 64105-1307. The Fund reserves the right to require payment by wire or U.S. Bank check in connection with accounts opened directly with the Fund by Account Application.

There is no minimum initial or minimum subsequent investment in Class R shares because Class R shares may only be purchased through omnibus accounts for specified benefit plans. Specified benefit plans that wish to invest directly by mail should send a check payable to the PIMCO Family of Funds, along with a completed Account Application, by regular mail to PIMCO Funds, P.O. Box 219294, Kansas City, MO 64121-9294 or overnight mail to PIMCO Funds, c/o SS&C Global Investor and Distribution Solutions, Inc., 801 Pennsylvania Avenue, STE 219294, Kansas City, MO 64105-1307.

## Tax Information

The Fund's distributions are generally taxable to you as ordinary income, capital gains, or a combination of the two, unless you are investing through a tax-deferred arrangement, such as a 401(k) plan or an individual retirement account, in which case distributions may be taxable upon withdrawal.

## Payments to Broker-Dealers and Other Financial Firms

If you purchase shares of the Fund through a broker-dealer or other financial firm (such as a bank), the Fund and/or its related companies (including PIMCO) may pay the financial firm for the sale of those shares of the Fund and/or related services. These payments may create a conflict of interest by influencing the broker-dealer or other financial firm and your salesperson to recommend the Fund over another investment. Ask your salesperson or visit your financial firm's website for more information.

Sign-up for e-delivery  
[pimco.com/edelivery](http://pimco.com/edelivery)  
[pimco.com](http://pimco.com)



# PIMCO